

The FPS logo is rendered in a bold, orange, sans-serif font. The letters 'F', 'P', and 'S' are interconnected, with the 'P' having a distinctive shape where the top bar is shared with the 'F' and the bottom curve is shared with the 'S'.

FPS

FPSERVICES AUTOMATION

The title 'EOAT 20' is displayed in a large, bold, sans-serif font. 'EOAT' is in a light grey color, while '20' is in the same orange color as the FPS logo. The background of the entire page is a dark grey with a complex technical drawing overlay in a lighter grey, featuring various geometric shapes, lines, and circular patterns.

EOAT 20


GB·IT

End Of Arm Tooling

Mani di Presa



Customized Gripper 96 Cavities - Mano di presa con 96 Cavità






Standard EOAT



Pad Printing and
Vision System
Capacity **60/PCS/min**

Tampografica
Con **Sistema Video**
Dalle capacità di **60/pz/min**



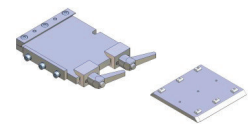


Car Bumper Gripper


*Mani di Presa
per paraurti*

General index

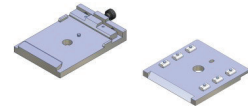
Indice generale




SWM - LAL - GPM - GPG - GPR - GHV
Page / Pag 10 - 15
Quick changer systems
Cambia Utensili
CA.01




01.01 - CUDL - CUSL
Page / Pag 16 - 26
Quick changer systems
Cambia Utensili
CA.01




FP
Page / Pag 28 - 29
Quick changer systems
Cambio Utensili
CA.01



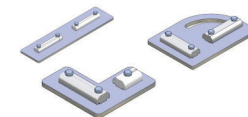
L - X - JU
Page / Pag 30 - 33
Profiles
Profili
CA.02




ADK - GWP - EPL - SV - UVV - WIV GAR - PAT
Page / Pag 34 - 38
Profile accessories
Accessori Profili
CA.02




KPL - KBV - SVB
Page / Pag 40 - 44
Profile connectors
Connettori per Profili
CA.03




VBG - VBL - VBT - VBW - EVB
Page / Pag 45 - 47
Profile connectors
Connettori per Profili
CA.03




KVB - KVB.KG - KKS - KKS.L - PKS.L
Page / Pag 48 - 52
Tubular Clamps
Staffe
CA.03



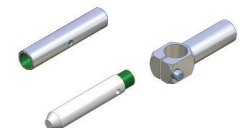
WST - WSL
Page / Pag 53 - 60
Mounting Clamps
Staffe
CA.04




04.02 - 04.20 - SCM
Page / Pag 61 - 62
Mounting Clamps
Staffe
CA.04



KSW - PKS - GVR - GLA
Page / Pag 63 - 66
Gripper arms
Supporti
CA.04




VLR - ZTB - WKA - RID
Page / Pag 67 - 70
Mounting Clamps
Supporti
CA.04



SMN-SSN
Page / Pag 72 - 75
Gripper arms for vacuum cups
Supporti ammortizzati per ventose
CA.05



SDN - SDR
Page / Pag 76 - 79
Gripper arms for vacuum cups
Supporti ammortizzati per ventose
CA.05




05.02 - 05.01 - GGS
Page / Pag 80 - 83
Gripper arms for vacuum cup
Supporti ammortizzati per ventose
CA.05




GGD - GGV
Page / Pag 84 - 88
Gripper arms for vacuum cups
Supporti ammortizzati per ventose
CA.05



SAR - VSX - 07.01
Page / Pag 89 - 91
Gripper arms for vacuum cups
Supporti ammortizzati per ventose
CA.05



GGE - GGB - GSE
Page / Pag 90 - 93
Gripper arms for vacuum cups
Supporti per ventose
CA.05



WSS - WSD - SGB - WLS
Page / Pag 94 - 98
Vacuum cup connectors
Connettori per ventose
CA.08



08.09
Page / Pag 102 - 104
Adapters for vacuum cups
Adattatori per ventose
CA.08



08.29 - 08.31 - 08.32
Page / Pag 106 - 113
Vacuum cups HT1
VentoseHT1
CA.08



08.26 - 08.27 - 08.28 - 08.30 - 08.30
Page / Pag 114 - 121
Vacuum cups SILICONE
Ventose SILICONE
CA.08




08.30 - 08.01 - 08.03
Page / Pag 122 - 127
Vacuum cups SILICONE
Ventose SILICONE
CA.08




08.36
Page / Pag 128 - 129
Vacuum cups POLYURETHANE
Ventosa POLIURETANO
CA.08

General index

Indice generale



PAC
Page / Pag 130 - 133
Selfcentering sprue gripper
Pinze materozze autocentranti
CA.09



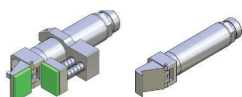
GTS
Page / Pag 134 - 137
Sprue grippers
Pinze materozze
CA.09



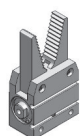
GZA.10
Page / Pag 142 - 150
Sprue grippers
Pinze materozze
CA.09



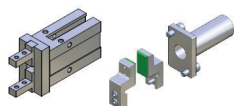
GRZ.20
Page / Pag 152 - 155
Sprue grippers
Pinze materozze
CA.09




GRF - RBL - ANS - ZTS -TIK
Page / Pag 156 - 170
Gripper fingers
Dita di presa
CA.09




GZA.AA
Page / Pag 171
Selfcentering sprue gripper
Pinza materozze
CA.09



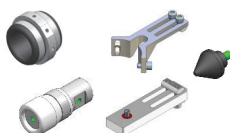
09.05 - APGE - KB
Page / Pag 172 - 175
Parallel grippers Easy GS
Pinze parallele easy GS
CA.09




MPG - APG
Page / Pag 176 - 178
Parallel grippers
Pinze parallele
CA.09




FS.DHEB
Page / Pag 180 - 181
Airgrippers
Pinze ad espansione
CA.09



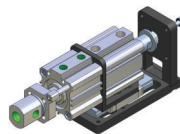
09.13 - 09.17 - 09.14 - 09.15 - 09.16 - 09.18
Page / Pag 182 - 186
Airpickers
Pinze ad espansione
CA.09



DB - GZ
Page / Pag 188 - 193
Grippers high grip force
Slitta a doppia corsa con pinza
CA.09



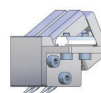
HEH - UDHE
Page / Pag 194 - 195
Linear Stroke Units
Slitta per pinza
CA.09




BVAE
Page / Pag 196 - 198
Movable vacuum units
Slitta doppia corsa per ventose
CA.09




AGP
Page / Pag 200 - 201
Centering locking unit
Pinza per aggancio
CA.09




PAA
Page / Pag 202 - 203
Needle grippers
Pinza ad aghi
CA.09



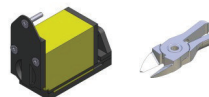
ATE - VES
Page / Pag 204 - 205
Mounting Bracket
Attuatore pneumatico
CA.10



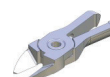
MR - F
Page / Pag 206 - 207
Mounting Bracket MR
Attuatore pneumaticoMR
CA.10




STF - 04.10 - 04.12 - SAT
Page / Pag 208 - 212
Mounting Bracket MR
Supporti MR
CA.10




SN
Page / Pag 214 - 215
Slide Air Nippers Horizontal Type SN
Attuatori pneumatici / Lame
CA.10



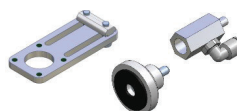
FN
Page / Pag 216 - 217
Nipper bodies / Nipper Blades
Lame per attuatori pneumatici
CA.10




11.17 - 11.18
Page / Pag 218 - 219
Compact Cylinder
Cilindri
CA.11



ADZ - GAZ - KBH
Page / Pag 220 - 221
Compact Cylinder
Cilindri
CA.11




11.08 - 11.04 - 11.15
Page / Pag 222 - 223
Adapters for Cylinders
Adattatori per cilindro
CA.11




PMA
Page / Pag 224 - 225
One finger pneumatic grippers,
perpendicular acting
Pinza per presa perpendicolare
CA.11

General index


Indice generale




KHZ
Page / Pag 226- 227
Compact Cylinder for vacuum cup
Cilindro per ventosa
CA.11




JDR
Page / Pag 228- 229
Compact Cylinder for vacuum cup
Cilindro per ventosa
CA.11



VTB
Page / Pag 230- 231
Air vacuum manifolds
Distributori aria
CA.12




12.05
Page / Pag 232- 235
Pneumatic
Pneumatica
CA.12




08.14
Page / Pag 236
Pneumatic
Raccordi
CA.12



15.01
Page / Pag 237
Hoses
Tubo in poliuretano
CA.12




SBP - SLP - 11.06
Page / Pag 238
Basic Ejector
Eiettore base
CA.12



CA.11
Page / Pag 239
Pressure regulator
Micro regolatore di pressione
CA.11



CA.12
Page / Pag 240
Quick coupling socket
Innesto rapido
CA.11/12



ATK
Page / Pag 242
Adapters for Part Control
Staffa snodata per sensore
CA.14



OM.E3Z - XS3F
Page / Pag 243 -247
Sensors
Sensori
CA.14




KT - GRZ.20 - MMD.IL5
Page / Pag 248 - 251
Sensors
Sensori
CA.14




MMD.UK6
Page / Pag 251
Sensors
Sensori
CA.14



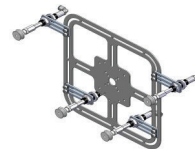
SCP
Page / Pag 252
Sensors
Sensori
CA.14



SDS
Page / Pag 253
Sensors
Sensori
CA.14



19.03 - PAX
Page / Pag 254
Sensors
Sensori
CA.14



KIT.MA01
Page / Pag 255
Kit End of Arm Tooling
KIT Mano di presa
CA.15



CA.KBS
Page / Pag 256
Cable Tie
Fascette Last Minute
CA.16

CA.01 SWM

. Quick changer (robot side)

. Cambia utensile (lato robot)

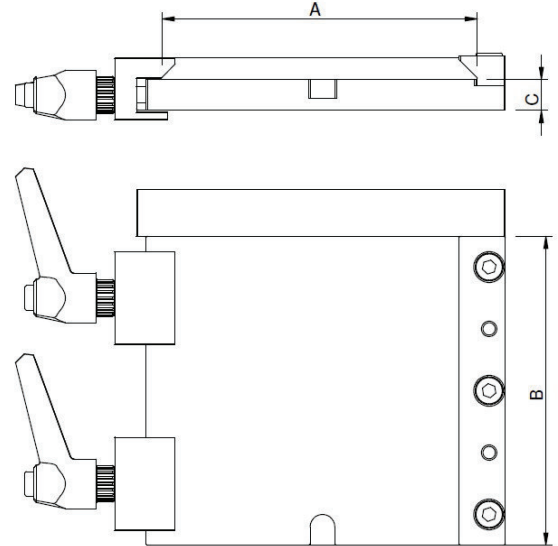
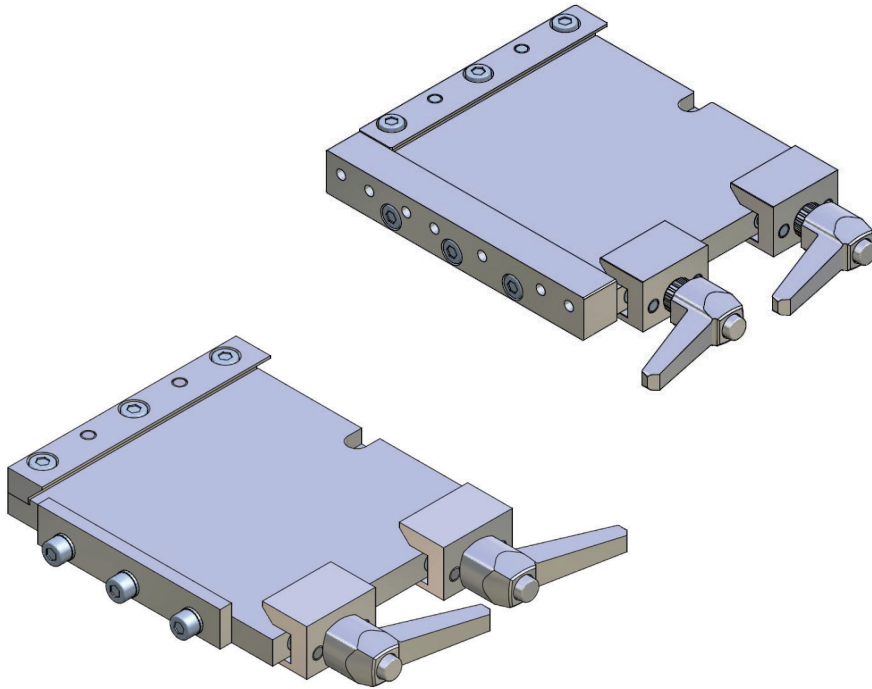


Table / Tabella

H = Handling weight as approx. value

Peso approssimativo sostenuto in movimento

M = Suitable for EOAT Groundplate GPM...

Applicabile ad EOAT piastra GPM...

Remarks / Osservazioni

Material / Materiale:

Aluminium / Alluminio

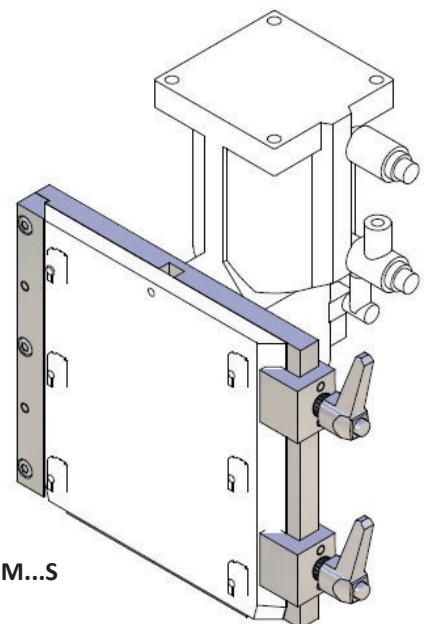
Steel / Acciaio

Surface: Silver anodized / *Galvanized

*Superficie: Argento anodizzato / *Zincato*

Application example/ Esempio applicativo

Article no.	A	B	C	H		M	Weight
CA.SWM0	60	60	10	5 kg	ALUMINIUM	CA.GPM0	140 g
CA.SWM1	100	100		10 kg		CA.GPM1	441 g
CA.SWM1S*				...	STEEL	CA.GPM1S	1138 g
CA.SWM2	160	160	12	20 kg	ALUMINIUM	CA.GPM2	1132 g
CA.SWM2S*				...	STEELL	CA.GPM2S	3099 g
CA.SWM3	250	250		40 kg	ALUMINIUM	CA.GPM3	2962 g
CA.SWM3S*			...	STEELL	CA.GPM3S	8173 g	



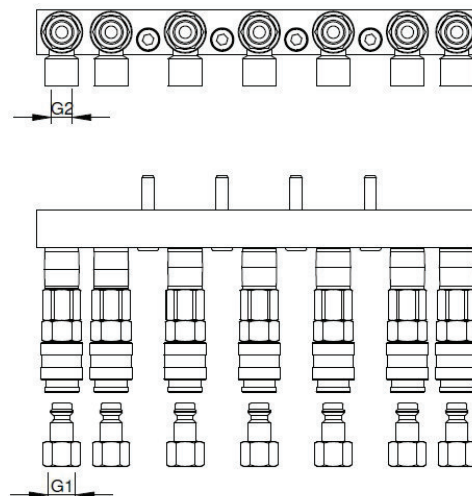
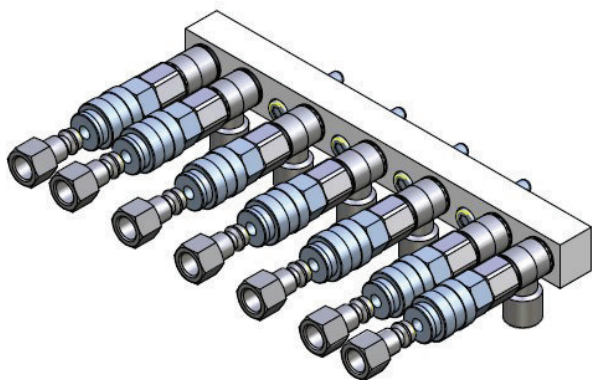
CA.GPM...

CA.GPM...S

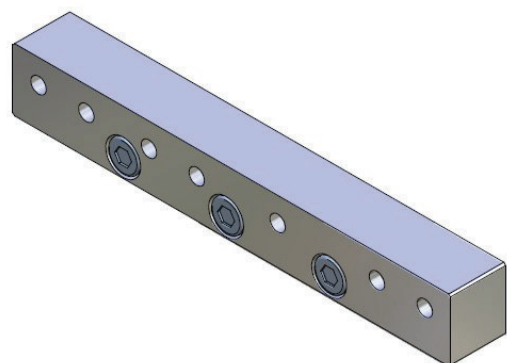
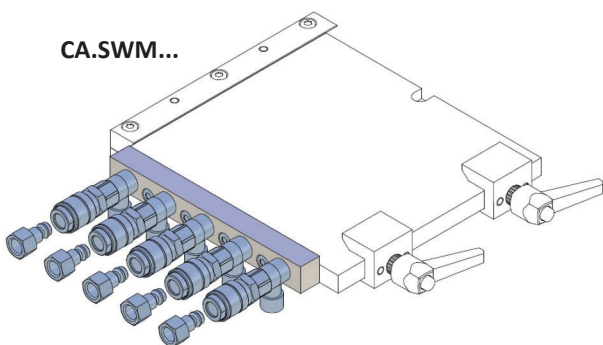
CA.01 LAL - SWM

. Pneumatic connection for CA.SWM

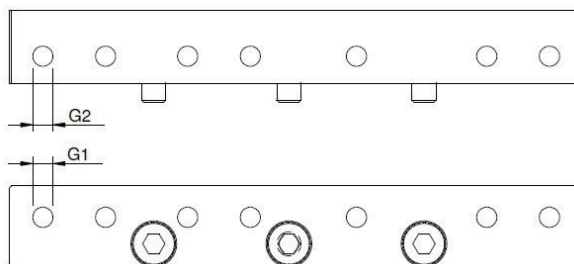
. Connessione aria per CA.SWM



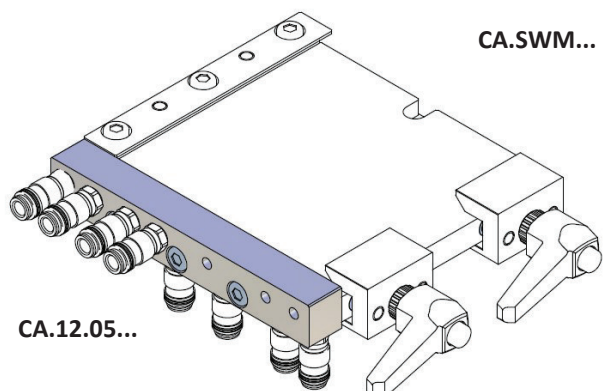
Application example / Esempio applicativo



Article no.	G1	G2	L	M	Weight
CA.LAL.1.5	M5	M5	5	CA.SWM1	154 g
CA.LAL.1.7			7		225 g
CA.LAL.2.5	G 1/8	G1/8	5	CA.SWM2	631 g
CA.LAL.2.7			7		742 g
CA.LAL.3.6	G 1/4	G 1/4	6	CA.SWM3	902 g
CA.LAL.3.8			8		1504 g



Application example / Esempio applicativo



Article no.	G1	G2	L	M	Weight
SWM1.8	M5	M5	7	CA.SWM1	71 g
SWM2.8	G 1/8	G1/8		CA.SWM2	136 g
SWM3.8	G 1/4	G 1/4		CA.SWM3	325 g

Table / Tabella

M = Suitable for...
Applicabile a...

L = Number of air connection
Numero di attacchi aria

CA.01 GPM

L/X/JU

. Quick changer (gripper side)

. Cambia utensile (lato mano)

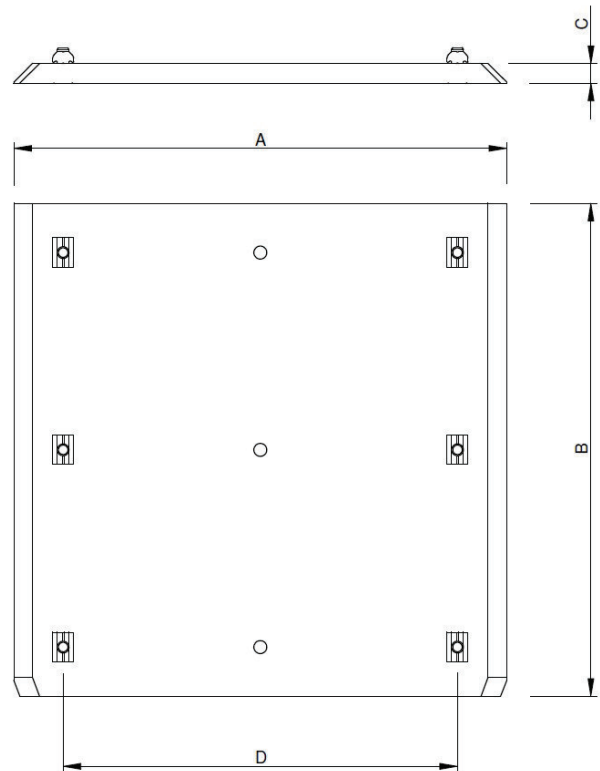
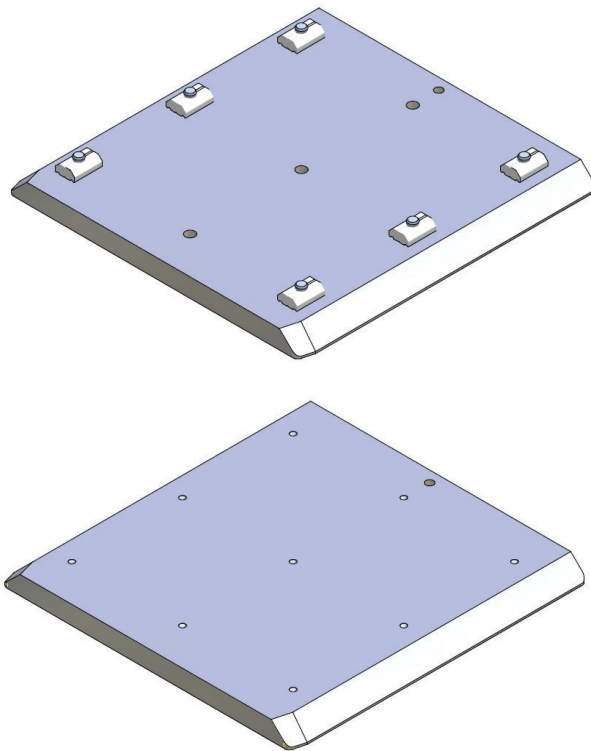


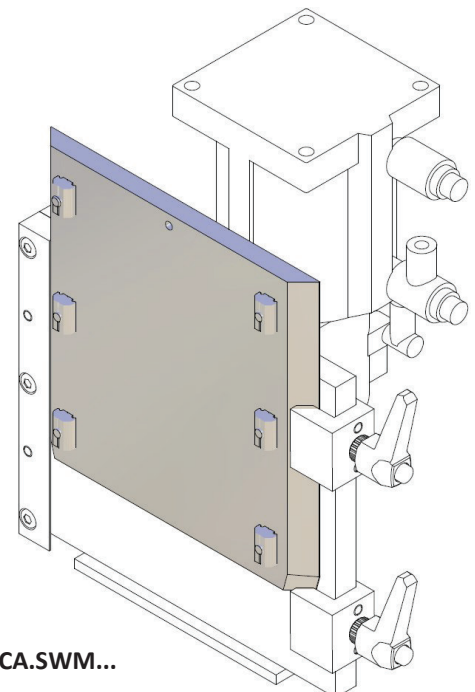
Table / Tabella
M = Suitable for Profile
Applicabile a tutti i Profili

Remarks / Osservazioni

Material / Materiali
Aluminium / Alluminio
Steel /*Acciaio

Surface: Silver anodized / *Galvanized
Superficie: Argento anodizzato / *Zincato

Application example / Esempio applicativo



CA.SWM...

Article no.	A	B	C	D		M	Weight
CA.GPM0	60	60	8	...	ALUMINIUM	...	69 g
CA.GPM0.X				35		L	104 g
CA.GPM1	100	100		...	STEEL	...	201 g
CA.GPM1.X				70		L/X	242 g
CA.GPM1S*			583 g
CA.GPM2	160	160	10	...	ALUMINIUM	...	653 g
CA.GPM2.X				120		L/X/JU	695 g
CA.GPM2S*				1892 g	
CA.GPM3	250	250		...	ALUMINIUM	...	1613 g
CA.GPM3.X				200		L/X/JU	1677 g
CA.GPM3S*				4673 g	

CA.01 GPG

X/JU

. Ground Plate Spring Loaded

. Piastra ammortizzata

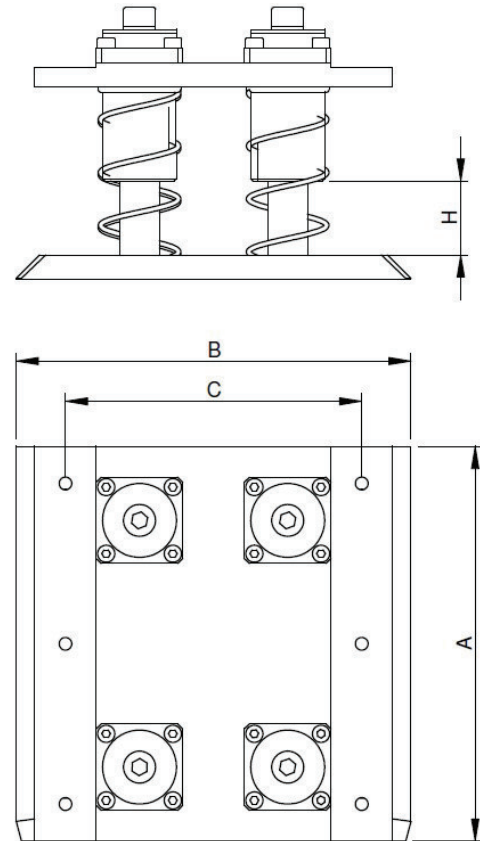
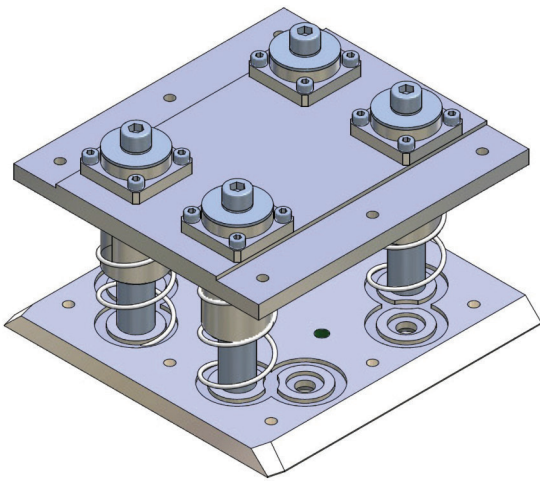


Table / Tabella

H = Stroke
Corsa

L = Number of guides
Numero di guide

Remarks / Osservazioni:

Material /Materiali
Aluminium / Alluminio

Surface: Silver anodized
Superficie: Argento anodizzato

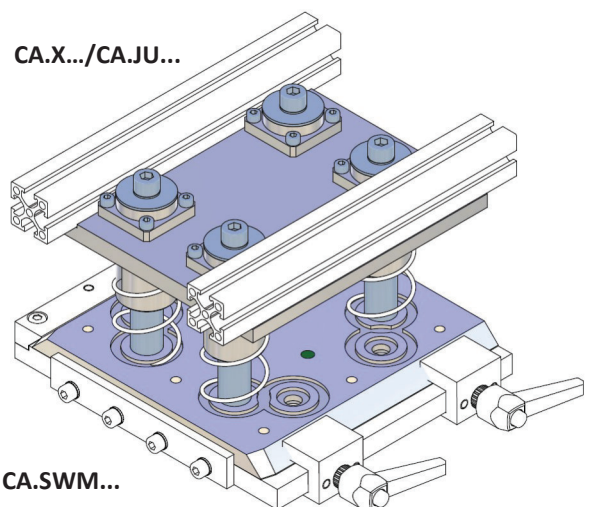
Application example / Esempio applicativo

Article no.	A	B	C	H	F(N)	L	Weight
CA.GPG.1	100	100	70	22	36	2	486 g
CA.GPG.2	160	160	120	30	50	4	1345 g
CA.GPG.3	250	250	200				3800 g

M = Suitable for ...

M = Adatto per

Article no.	A	B	F(N)	M
M.28X58.24N	28	58	24	CA.GPG.1
M.33X120.35N	33	120	35	CA.GPG.2
				CA.GPG.3



CA.01 GPR

. Ground Plate Reduction

. Riduzione Piastra

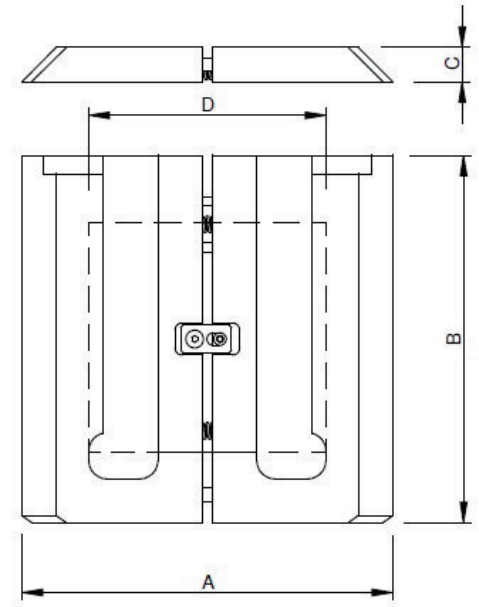
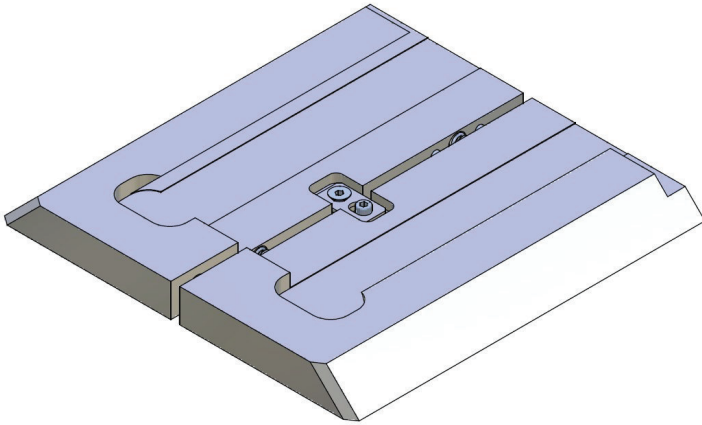


Table / Tabella

M = Suitable for EOAT Groundplate GPM....
Applicabile ad EOAT piastra GPM...

Article no.	A	B	C	D	M	Weight
CA.GPR1.0	100	100	15	60	CA.GPM0 CA.SWM1	263 g
CA.GPR2.1	160	160		100	CA.GPM1 CA.SWM2	703 g
CA.GPR3.2	250	250	20	160	CA.GPM2 CA.SWM3	2441 g

Remarks / Osservazioni:

Application example / Esempio applicativo

Material / Materiale:

Aluminium / Alluminio

Surface: Silver anodized

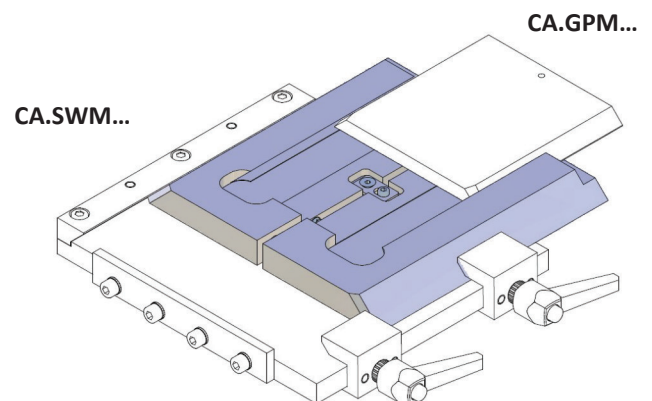
Superficie: Argento anodizzato

Adapter plate allows a smaller GPM size in a larger SWM

La riduzione piastra permette una taglia di GPM più piccola in un SWM più largo

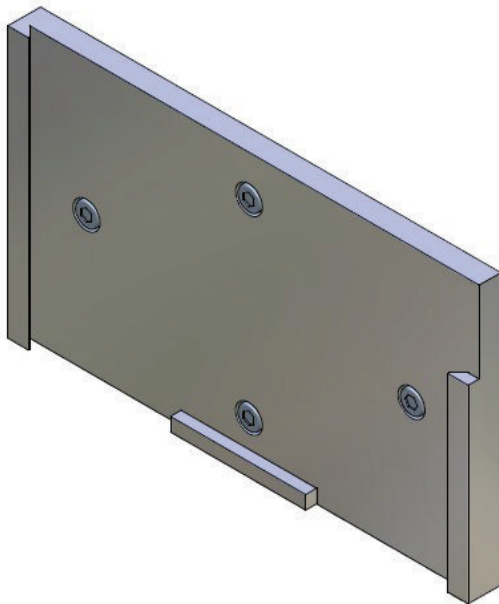
No need to convert the robots side

Non c'è bisogno di trasformare il lato robot



CA.01 GHV

. Holding Fixture



. Porta Mano

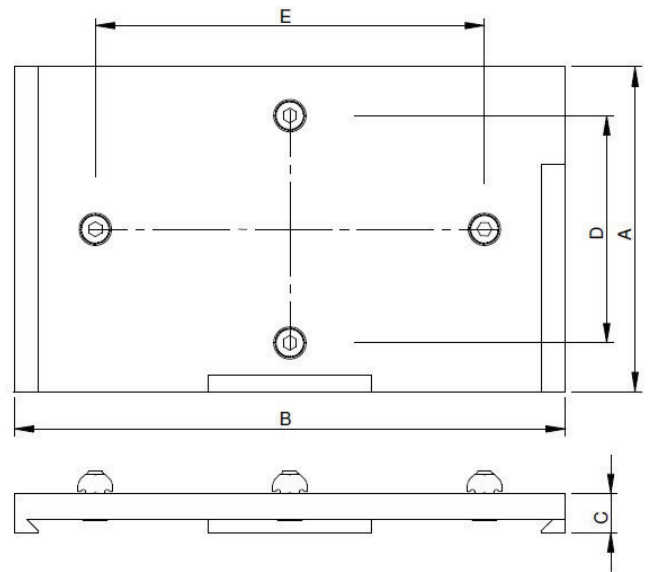


Table / Tabella

M = Suitable for EOAT Groundplate GPM...
Applicabile ad EOAT piastra GPM...

Article no.	A	B	C	D	E	M	Weight
CA.GHV.60	60	70	10	35	30	CA.GPM0	128 g
CA.GHV.100		110			70	CA.GPM1	182 g
CA.GHV.160	100	170	12	70	120	CA.GPM2	412 g
CA.GHV.250	120	270	15	90	220	CA.GPM3	1033 g

The holding fixture, once fixed to the wall or frame, is used to store your EOAT when it is not in function

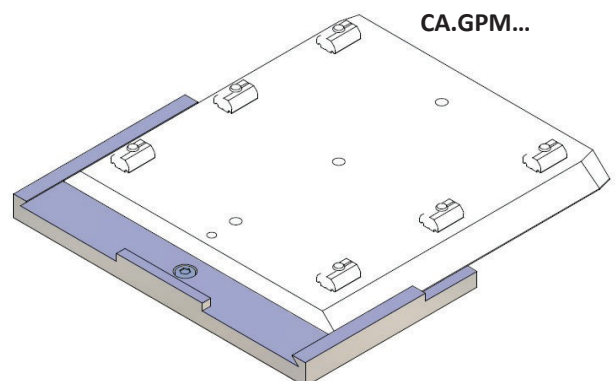
Il porta mano può essere utilizzato con fissaggio su telaio o a muro per immagazzinare le vostre EOAT quando non sono in lavoro

Remarks / Osservazioni:

Material / Materiali:
Aluminium / Alluminio

Surface: Silver anodized
Superficie: Argento Anodizzato

Application example / Esempio applicativo

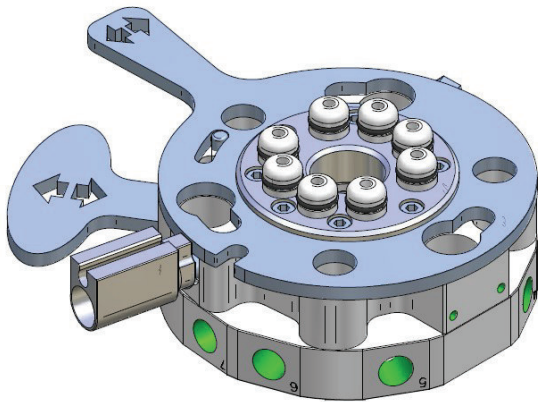


CA.CUDL.90

. Quick changer

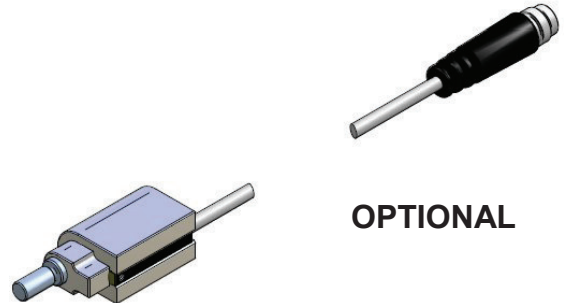
. Cambia utensile

Robot side RS Lato Robot



Security lock

Blocco di sicurezza



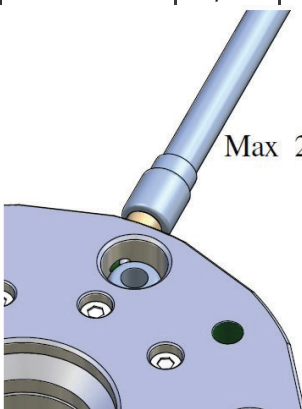
OPTIONAL

- Quick changer for easy replacement of EOAT on the robot
- Suitable for vacuum connectors as well
- Avoids mistakes in pneumatic/electrical connections
- Available with 8, 10 or 12 pneumatic interface
- 15 pins D-SUB electrical interface
- Robot side and Gripper side part are supplied separately
- CUDL Robot side can cut the air separately from the release lever

- Cambio rapido dell'attrezzatura sul robot
- Adatto anche per canalizzazioni in depressione
- Aiuta ad evitare problemi nelle connessioni pneumatiche/ elettriche
- Disponibile in 8, 10 o 12 connessioni pneumatiche
- Disponibile in 15 connessioni elettriche
- Lato mano e lato robot sono fornite separatamente
- La leva dell'aria può essere azionata in modo indipendente dalla leva di sgancio.

Article no.	Sensor with cable Optional	Weight
CA.CUDL.01	3 wires electronic PNP normally Open M8 plug connector	18 g
CA.CUDL.02	3 wires electroic NPN normally Open M8 plug connector	
CA.CUDL.03	2 wires electronic	

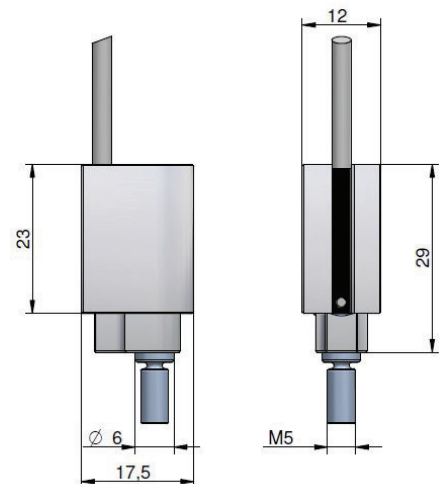
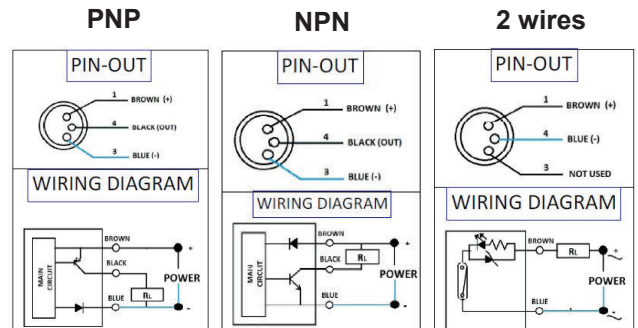
Article no.	F	Mt	Mb	Weight	
CA.CUDL.90	RS/90	400 N	100 Nm	60 Nm	520 g
CA.CUDL.150	RS/150	1000 N	250 Nm	100 Nm	...
CA.CUDL.160	RS/160				



Max 2Nm

After assembly it is possible to use the screw set in order to eliminate any play between the two sides with "zero tolerance"

Dopo l'unione è possibile coinvolgere il set viti, per eliminare ogni gioco tra i due lati con "tolleranza zero"

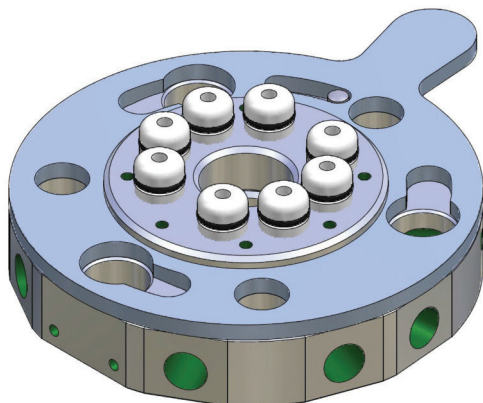


CA.01.01/CUSL

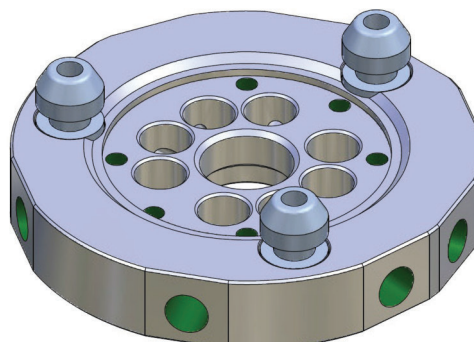
. Quick changer

. Cambia utensile

Robot side RS Lato Robot



Gripper side GS Lato Mano



- Quick changer for easy replacement of EOAT on the robot
- Suitable for vacuum connectors as well
- Avoids mistakes in pneumatic/electrical connections
- Available with 8, 10 or 12 pneumatic interface
- 15 pins D-SUB electrical interface
- Robot side and Gripper side part are supplied separately

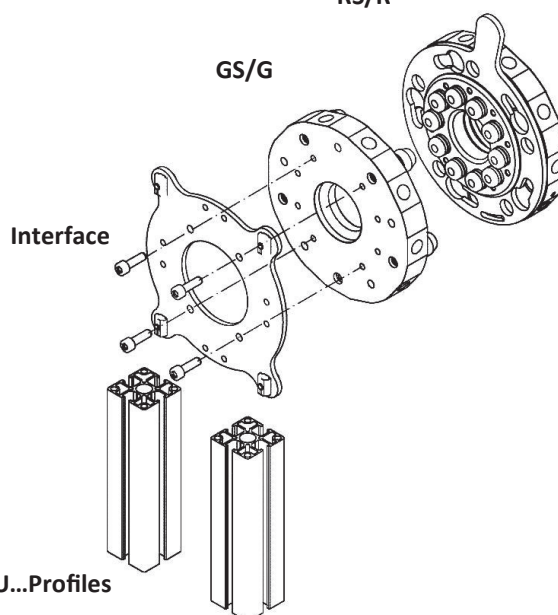
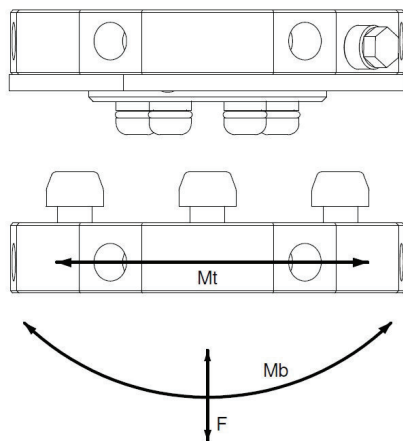
- Cambio rapido dell'attrezzatura sul robot
- Adatto anche per canalizzazioni in depressione
- Aiuta ad evitare problemi nelle connessioni pneumatiche/elettriche
- Disponibile in 8, 10 o 12 connessioni pneumatiche
- 15 connessioni elettriche
- Lato mano e lato robot sono fornite separatamente

Article no.	Model	F	Mt	Mb	Weight
CA.01.01.001	RS/90	400 N	100 Nm	60 Nm	317 g
CA.01.01.002	GS/90				225 g
CA.01.01.003	RS/150	1000 N	250 Nm	100 Nm	1156 g
CA.01.01.004	GS/150				842 g
CA.01.01.013	RS/160				1218 g
CA.01.01.014	GS/160				922 g
CA.CUSL.200.R	RS/200	2000 N	600 Nm	300 Nm	2496 g
CA.CUSL.200.G	GS/200				1757 g

Application example / Esempio applicativo

RS/R

GS/G

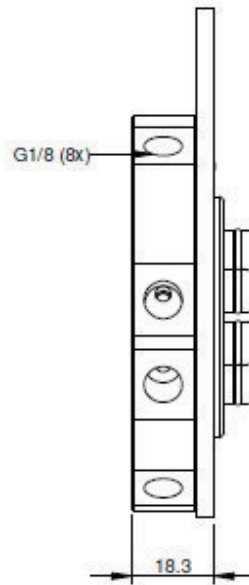
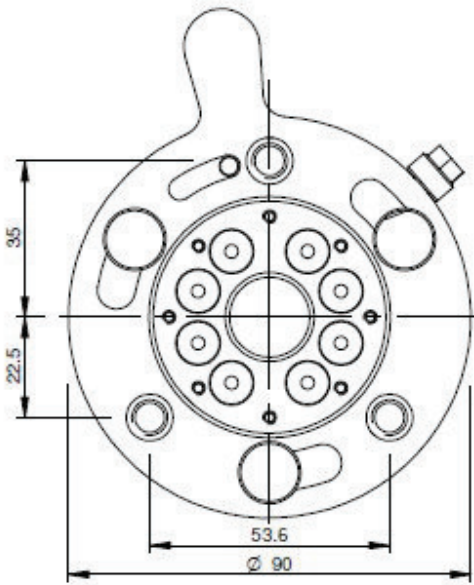
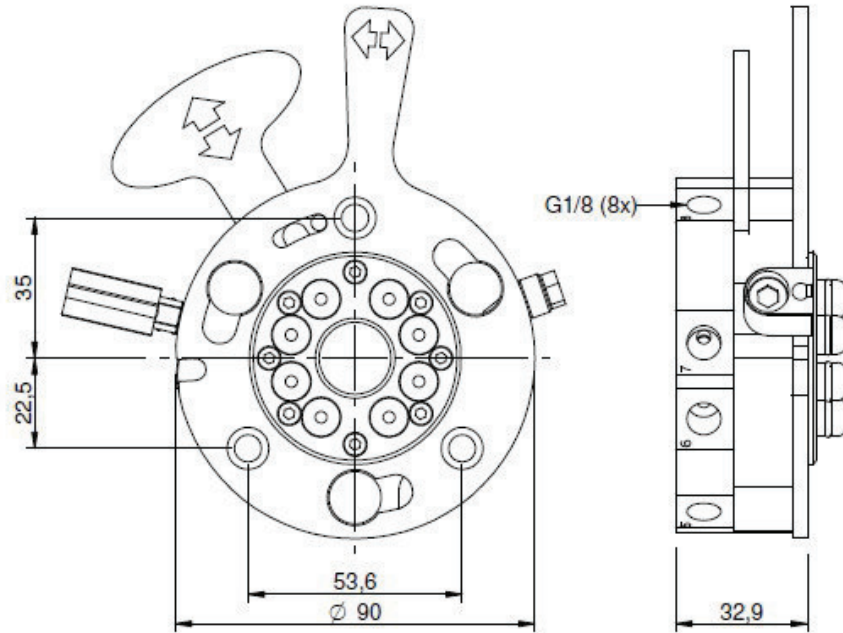


CA.CUDL.90

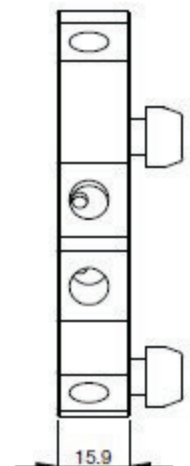
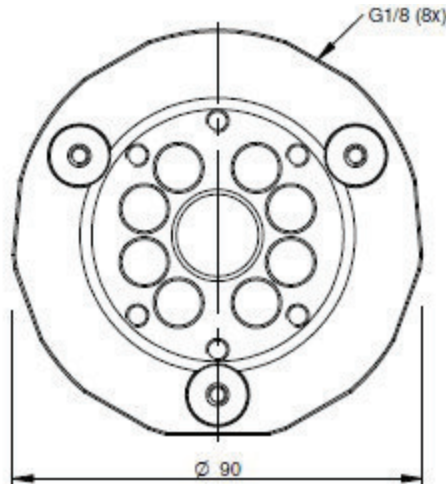
. Dimensions

90

. Dimensioni



CA.01.01

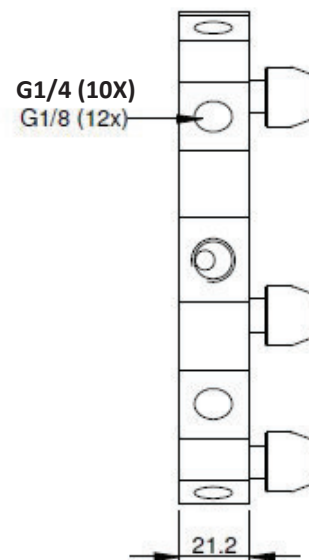
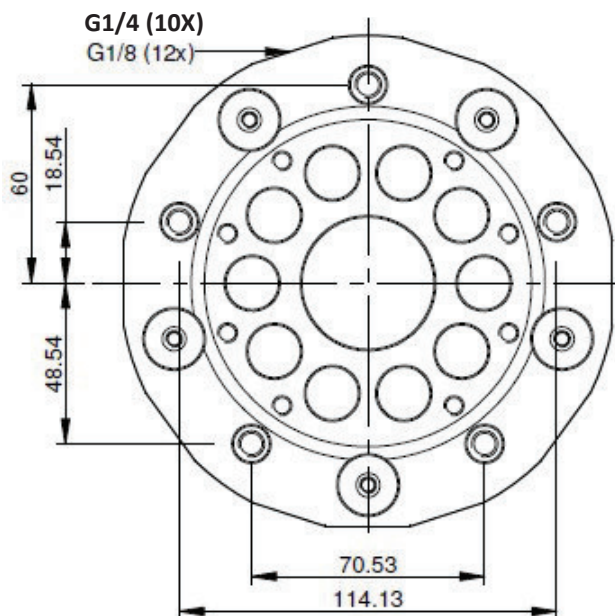
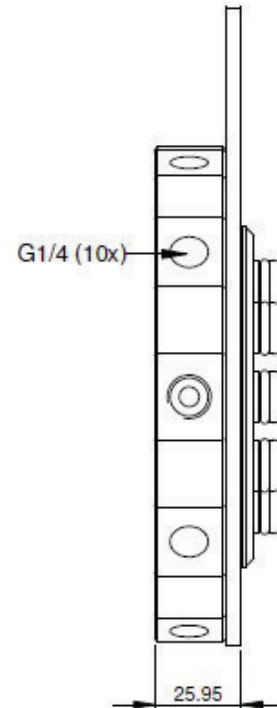
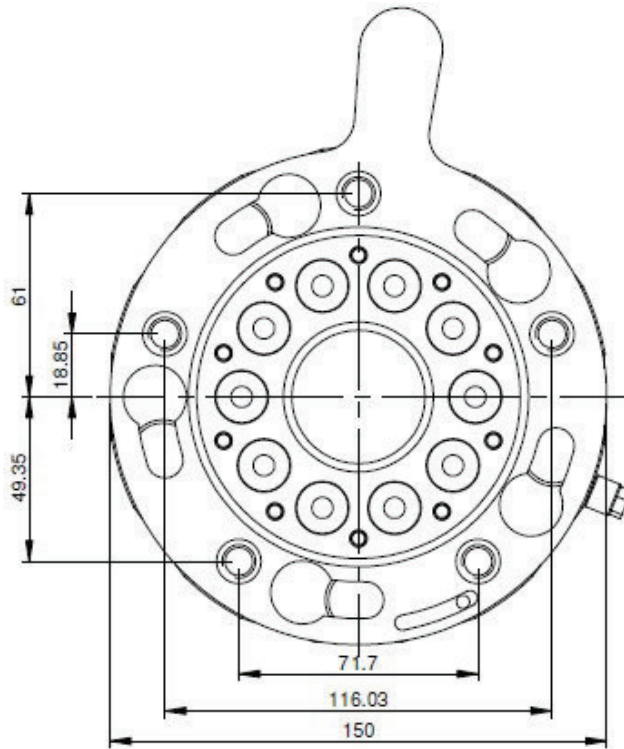


CA.01.01

. Dimensions

150

. Dimensioni

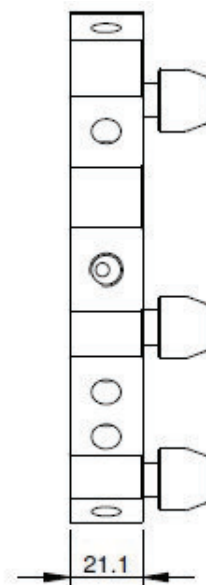
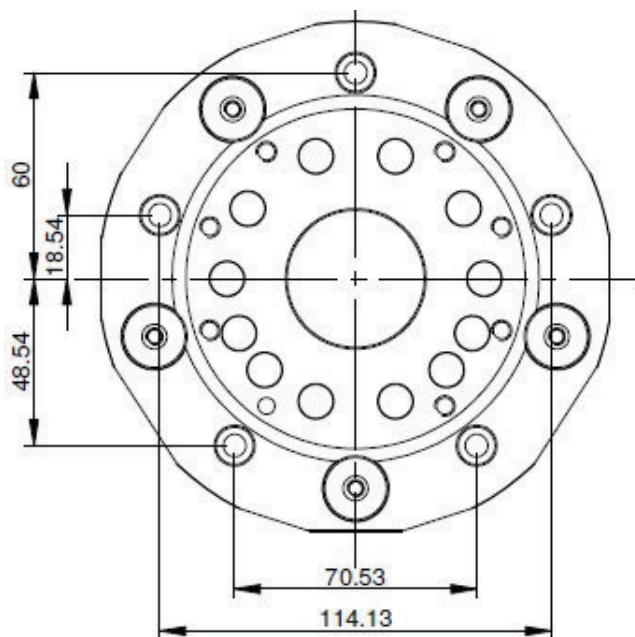
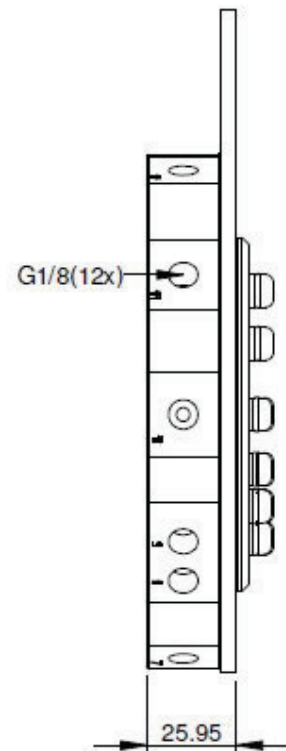
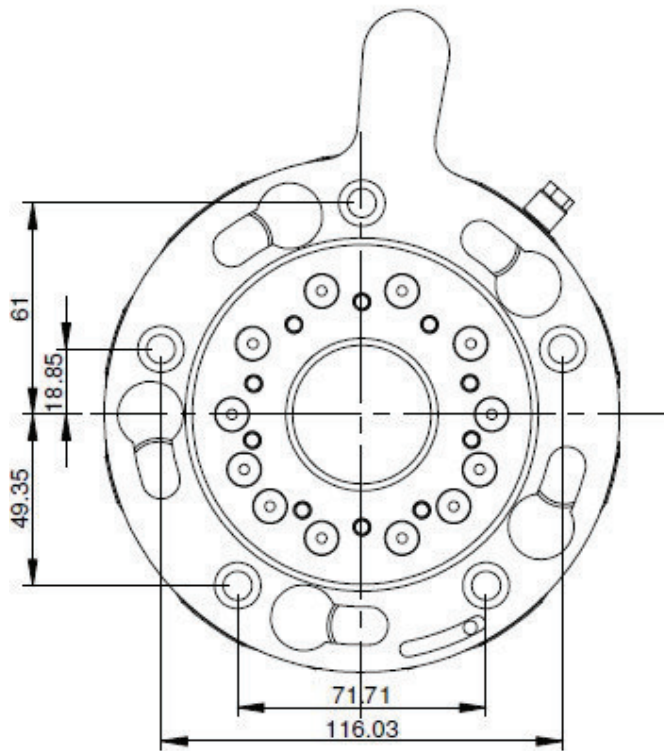


CA.01.01

. Dimensions

160

. Dimensioni

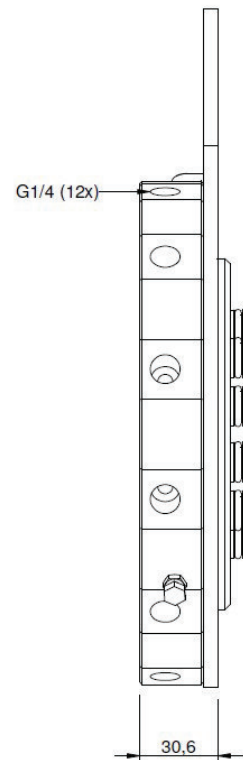
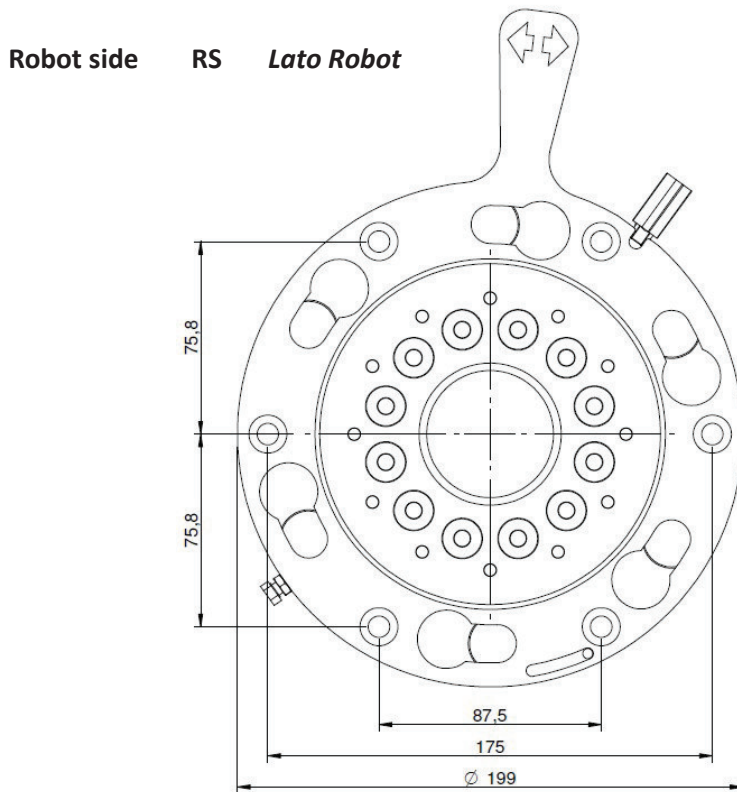


CA.CUSL.200.R/G

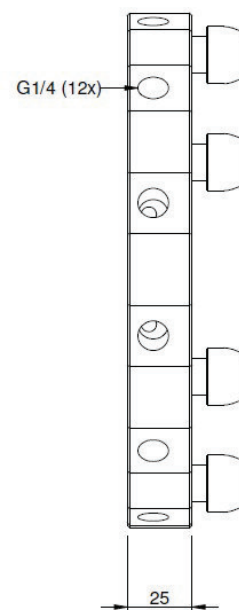
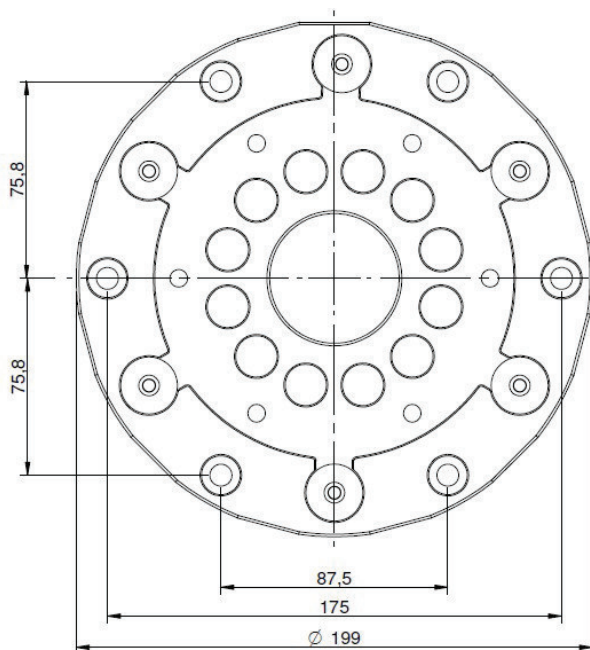
. Dimensions

200

. Dimensioni



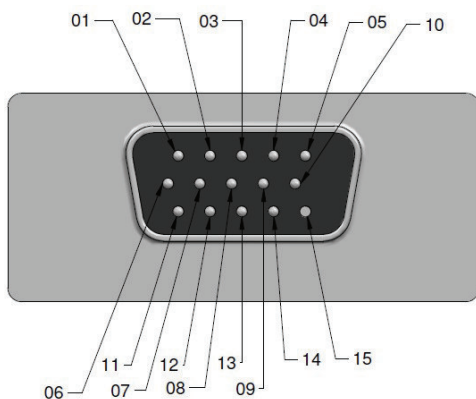
Gripper side GS Lato Mano



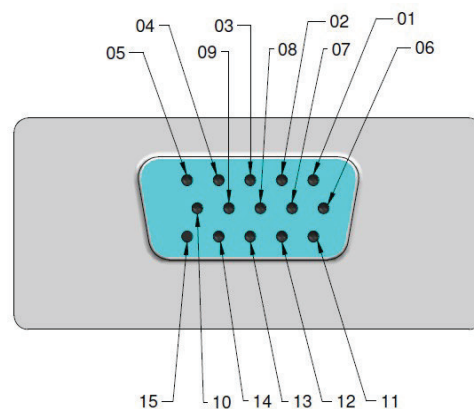
CA.01.01

. Cable

The male and female cables are supplied separately.
Il cavo femmina e il cavo maschio sono forniti separatamente.



Male cable



Female cable

- 15 pins $\varnothing 1$ mm
- I/O quick change by VGA connector
- Self-cleaning sliding contacts
- The two parts are supplied separately

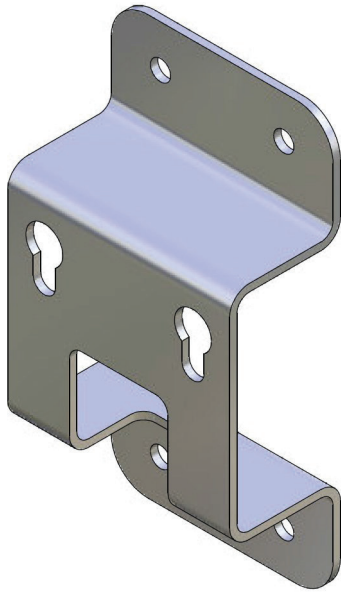
- 15 connessioni elettriche $\varnothing 1$ mm
- Attacco rapido I/O attraverso connettore VGA
- Connessione a sfregamento autopulente
- Le due parti sono fornite separatamente

Article no.		
CA.01.01.011	Female cable	Robot side
CA.01.01.012	Male cable	Gripper side

	Colour
01	BLUE
02	PURPLE
03	ORANGE
04	PINK
05	TURQUOISE
06	GREY
07	YELLOW
08	GREEN
09	RED
10	BROWN
11	BLACK
12	WHITE
13	YELLOW/RED
14	GREEN/BROWN
15	RED / BLUE

CA.01.01

. Holding Fixture



. Porta Mano

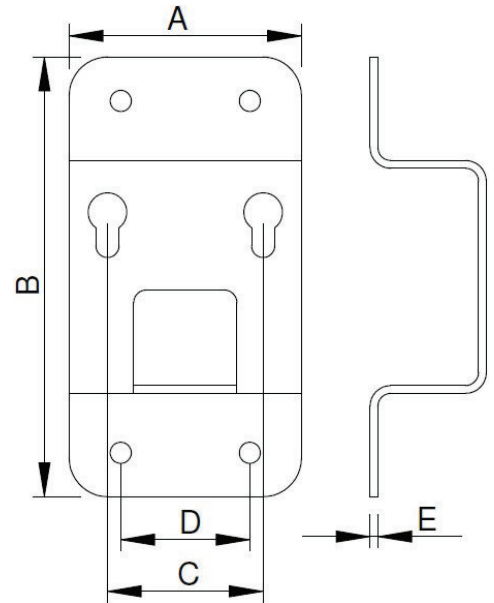


Table / Tabella
M = Suitable for ...
Applicabile a ...

Remarks / Osservazioni:

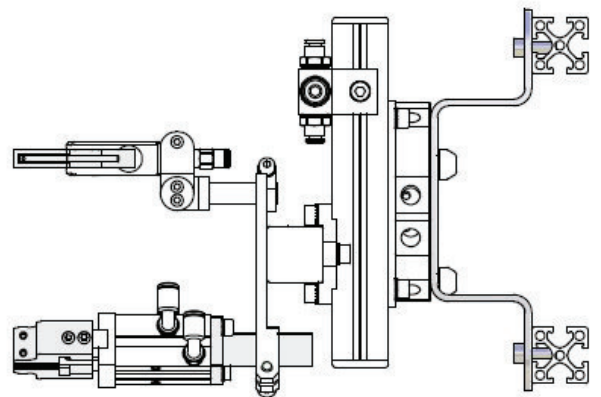
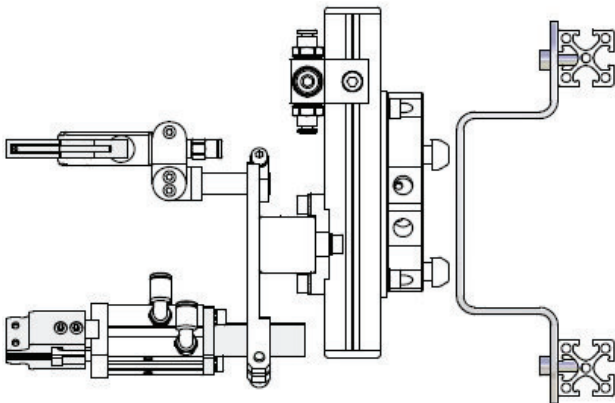
Material : Steel
Materiale : Acciaio

Article no.	A	B	C	D	E	M	Weight
CA.01.01.015	90	170	60.3	50	3	CA.01.01.002 CA.CUDL.90	440 g
CA.01.01.016	150	230	71.7	90		CA.01.01.004 CA.01.01.014	926 g
CA.01.01.017	200	270	142.8	160		CA.CUSL.200.G	1188 g

The holding fixture, once fixed to the wall or frame, is used to store your EOAT when it is not in function

Il porta mano può essere utilizzato con fissaggio su telaio o a muro per immagazzinare le vostre EOAT quando non sono in lavoro

Application examples / Esempi applicativi



CA.01.01

. Holding Fixture

. Porta Mano

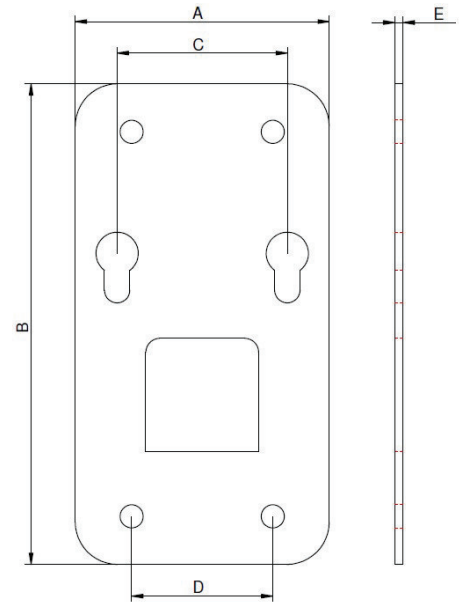
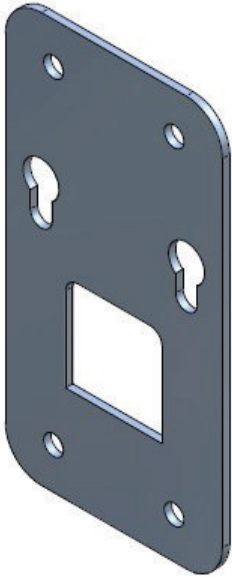


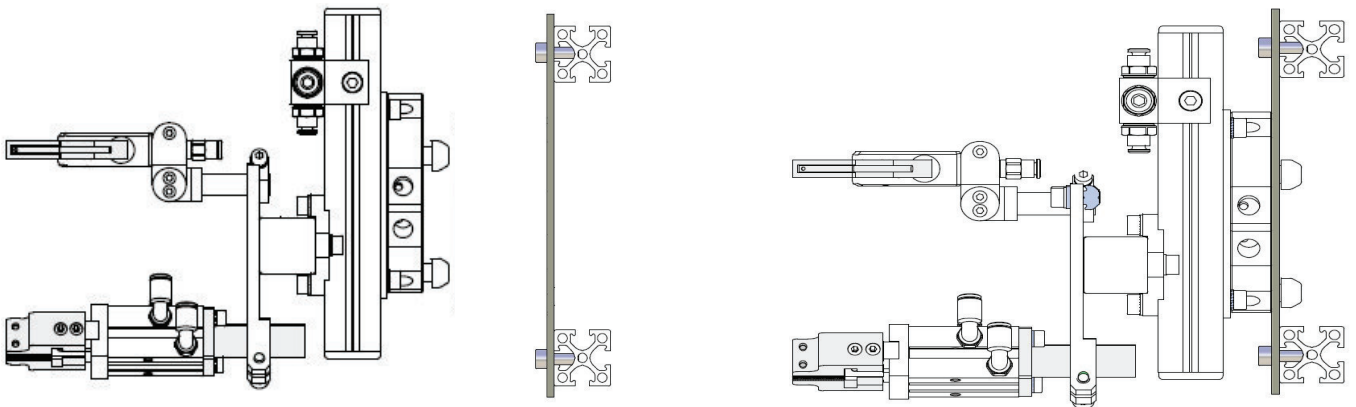
Table / Tabella
M = Suitable for ...
Applicabile a ...

Remarks / Osservazioni:

Material : Steel
Materiale : Acciaio

Article no.	A	M	B	C	D	E	Weight
CA.01.01.015.F	90	CA.01.01.002	170	60	50	3	307 g
CA.01.01.016.F	150	CA.01.01.004 CA.01.01.014	230	71	90		720 g
CA.01.01.017.F	200	CA.CUSL.200G	300	220	142.8		1398 g

Application example / Esempio applicativo



CA.01.01

L/X/JU

. Interface for CA.01.01

. Interfaccia per CA.01.01

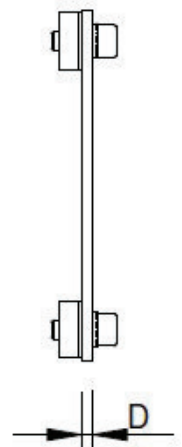
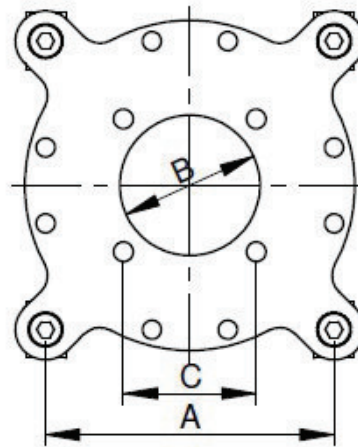
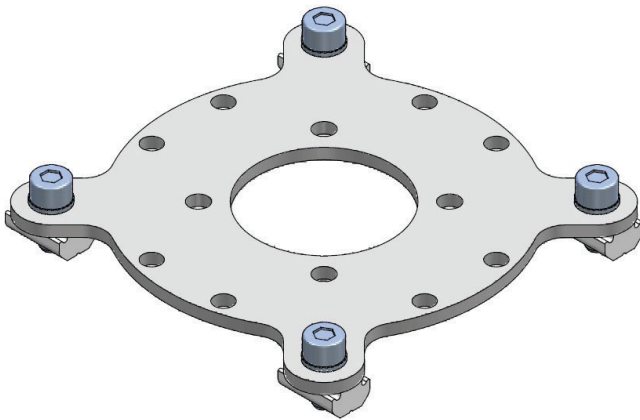


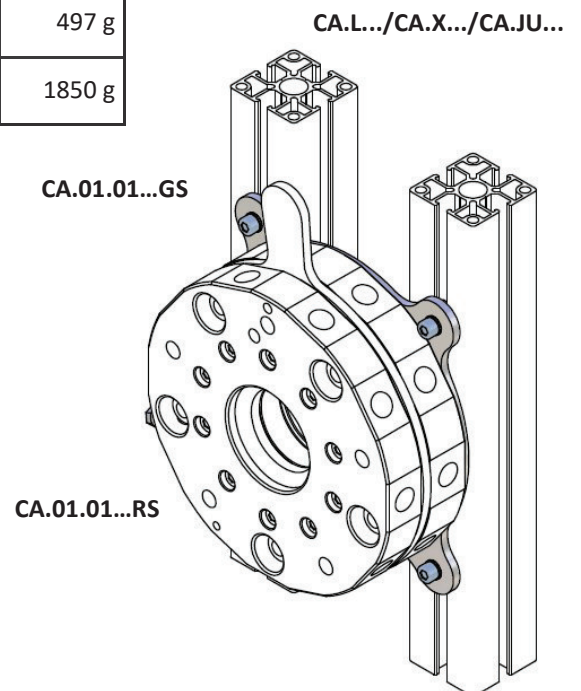
Table / Tabella
M = Suitable for ...
Applicabile per...

Remarks / Osservazioni:

Material : Steel
Materiale : Acciaio

Article no.	A	B	C	D	M	Weight
CA.01.01.006	76	37	35	3	CA.01.01.002 CA.CUDL.90	170 g
CA.01.01.007	110	70	52	4	CA.01.01.004 CA.01.01.014	497 g
CA.CUSL.200.I	192	140	151.6	8	CA.CUSL.200.G	1850 g

Application example / Esempio applicativo



CA.01.02 (FP 60-90-120)

RS

. Quick changer (robot side)

. Cambia Utensile (lato robot)

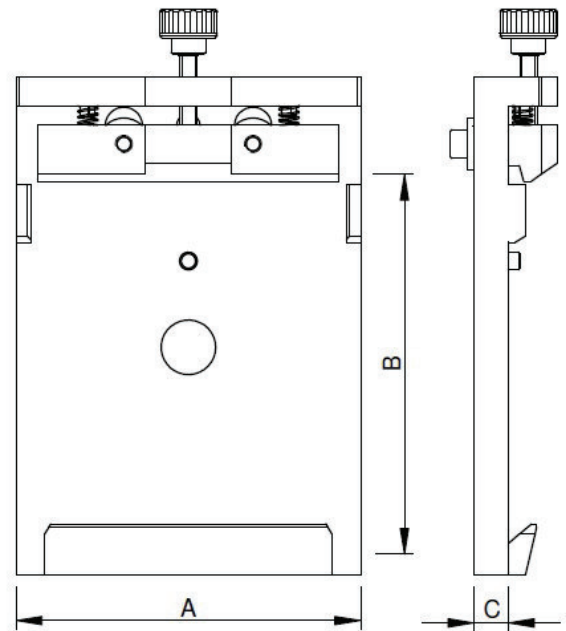
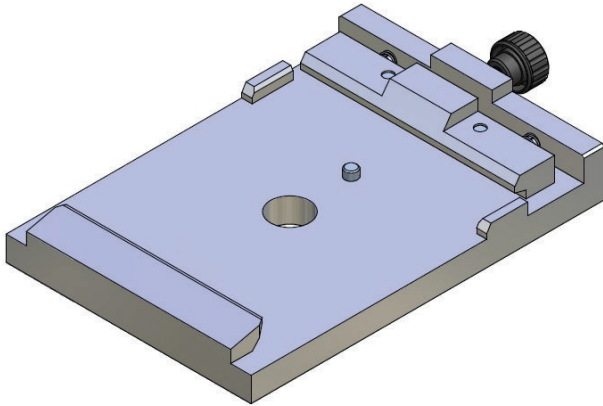


Table / Tabella

H = Handling weight as approx value
Peso approssimativo sostenuto in movimento

M = Suitable for EOAT Groundplate CA.01.02...
Applicabile ad EOAT piastra ammortizzata CA.01.02...

Remarks / Osservazioni :

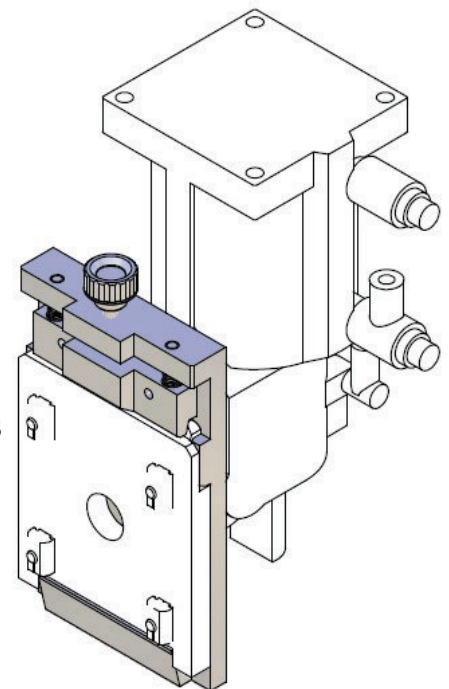
Material / Materiali: Aluminium / Alluminio

Surface: Silver anodized
Superficie: Argento anodizzato

Article no.	A	B	C	H	M	Weight
CA.01.02.001	60	72	8	5 kg	CA.01.02.002	237 g
CA.01.02.003	120	130	12	20 kg	CA.01.02.004	727 g
CA.01.02.003B					CA.01.02.004A	
CA.01.02.007	90	108	8	10 kg	CA.01.02.008	390 g

Application example / Esempio applicativo

CA.01... GS



CA.01.02 (FP 60-90-120)

GS

. Quick changer (gripper side)

. Cambia Utensile (lato mano)

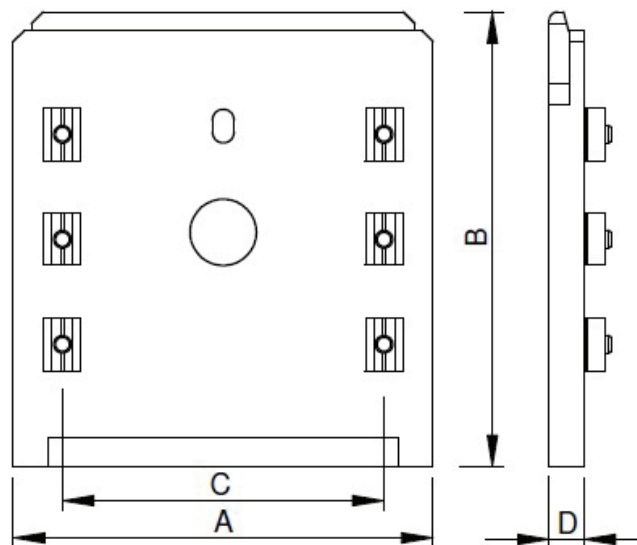
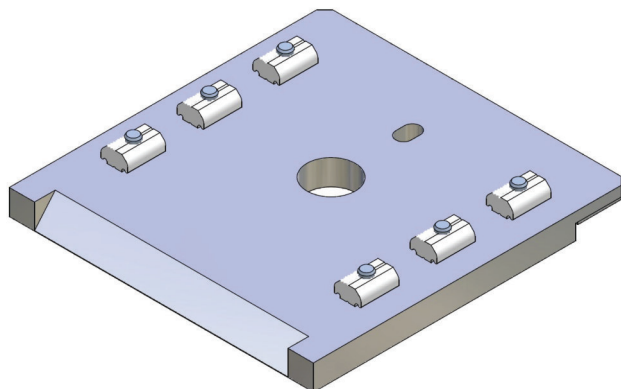


Table / Tabella

M = Suitable for EOAT Groundplate CA.01.02...
Applicabile ad EOAT piastra CA.01.02...

M1 = Suitable for Profile
Adatto per Profili

Remarks / Osservazioni:

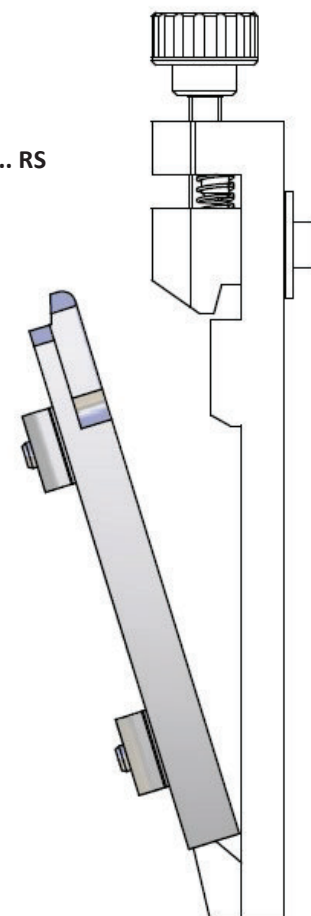
Material / Materiali: Aluminium /Alluminio

Surface: Silver anodized
Superficie: Argento anodizzato

CA.01... RS

Article no.	A	B	C	D	M	M1	Weight
CA.01.02.002	60	72	20	10	CA.01.02.001	...	93 g
CA.01.02.002.X						L/X	130 g
CA.01.02.004	120	130	92		CA.01.02.003	...	377 g
CA.01.02.004.X						L/X/JU	432 g
CA.01.02.004A					CA.01.02.003B	...	371 g
CA.01.02.004A.X						L/X/JU	426 g
CA.01.02.008	90	108	62		CA.01.02.007	...	225 g
CA.01.02.008.X						L/X	262 g

Application example / Esempio applicativo

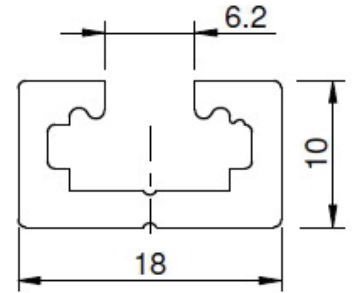
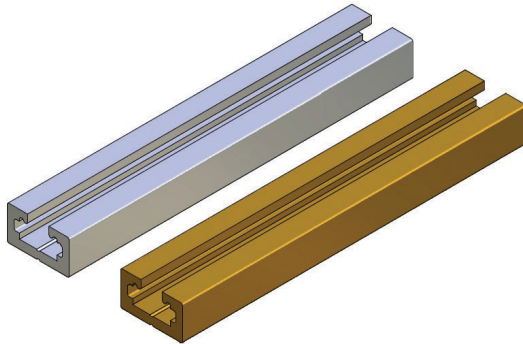


CA.02 L

L

. Profile L.1810

. Profilo L.1810



New

Surface: Aluminium anodized
Superficie: Alluminio anodizzato

Table / Tabella
L = Length
Lunghezza

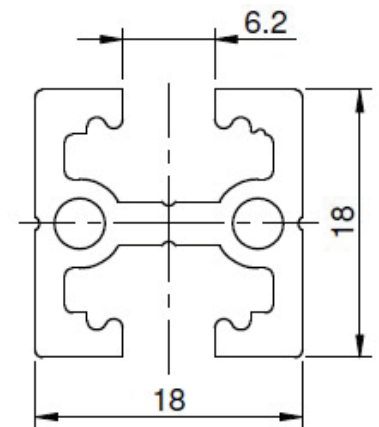
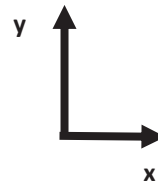
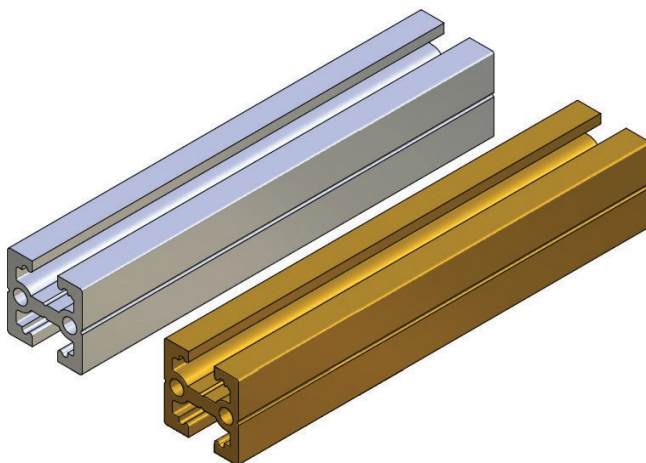
M = T-Nut
Tassello

M1 = Caps
Calotta

Article no.		I_x [mm ⁴]	I_y [mm ⁴]	L	M	M1	Weight
CA.L.1810.1000	Silver	1060	3820	1 m	CA.GWP	CA.ADK.L.1810	267 g
CA.L.1810.1000G	Gold						
CA.L.1810.2000	Silver			2 m			534 g
CA.L.1810.2000G	Gold						

. Profile L.1818

. Profilo L.1818



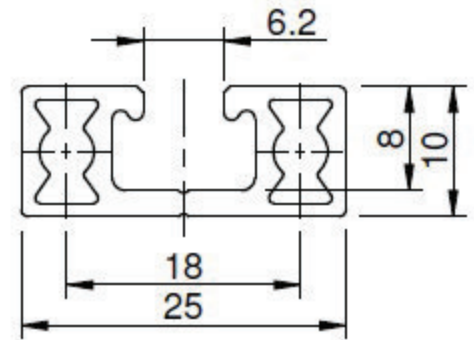
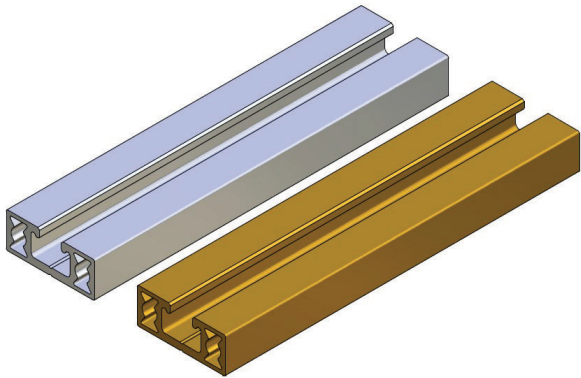
Article no.		I_x [mm ⁴]	I_y [mm ⁴]	L	M	M1	Weight
CA.L.1818.1000	Silver	4360	6230	1 m	CA.GWP	CA.ADK.L.1818	410 g
CA.L.1818.1000G	Gold						
CA.L.1818.2000	Silver			2 m			820 g
CA.L.1818.2000G	Gold						

CA.02 X

X

. Profile X.2510

. Profilo X.2510



New

Surface: Aluminium anodized
Superficie: Alluminio anodizzato

Table / Tabella
L = Length
Lunghezza

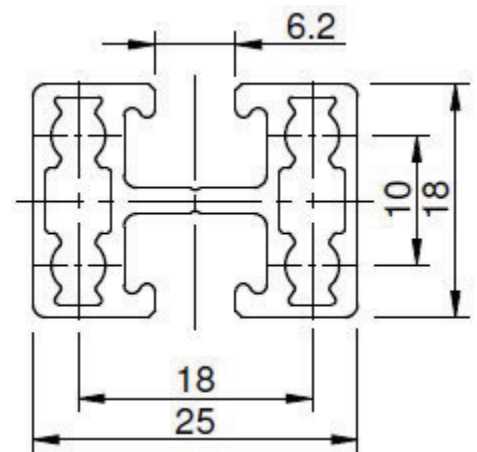
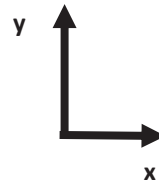
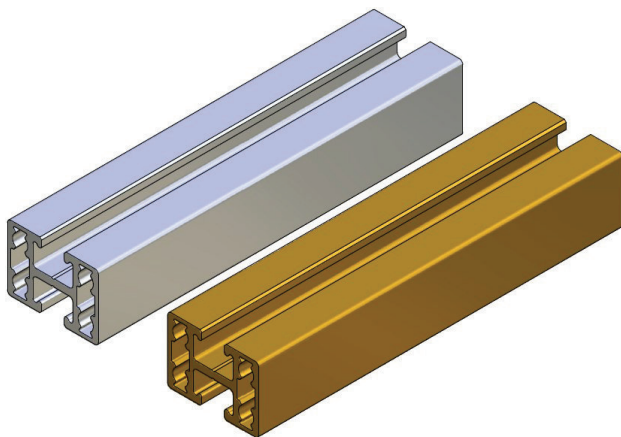
M = T-Nut
Tassello

M1 = Caps
Calotta

Article no.		I_x [mm ⁴]	I_y [mm ⁴]	L	M	M1	Weight
CA.X.2510.1000	Silver	1300	7280	1 m	CA.GWP	CA.ADK.X.2510	290 g
CA.X.2510.1000G	Gold						
CA.X.2510.2000	Silver			2 m			580 g
CA.X.2510.2000G	Gold						

. Profile X.2518

. Profilo X.2518

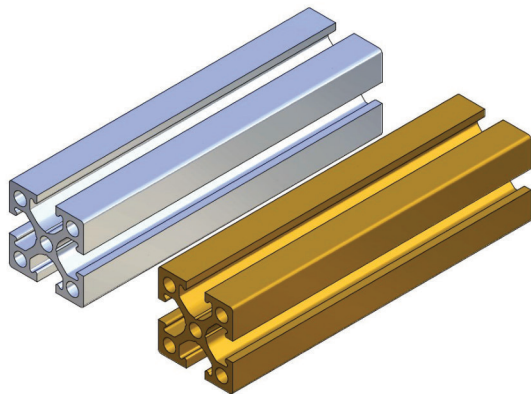


Article no.		I_x [mm ⁴]	I_y [mm ⁴]	L	M	M1	Weight
CA.X.2518.1000	Silver	5600	11500	1 m	CA.GWP	CA.ADK.X.2518	400 g
CA.X.2518.1000G	Gold						
CA.X.2518.2000	Silver			2 m			800 g
CA.X.2518.2000G	Gold						

CA.02 X

X

. Profile X.2525



New

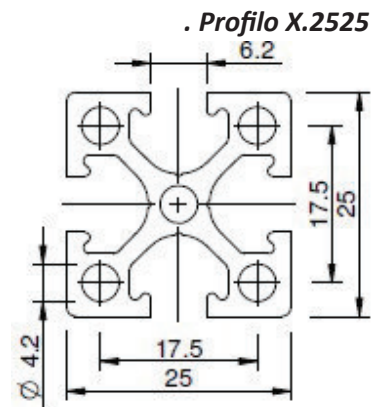


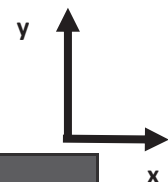
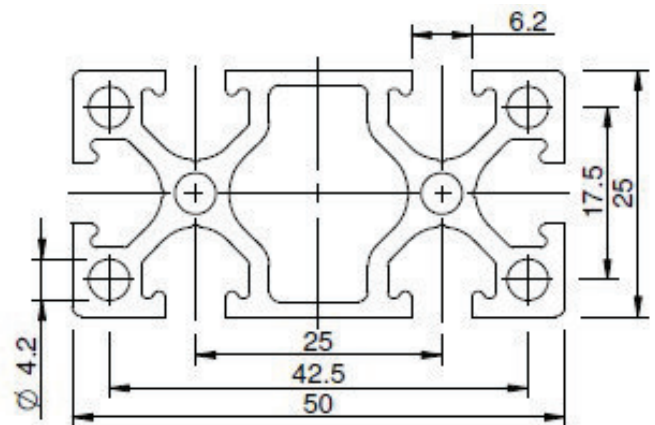
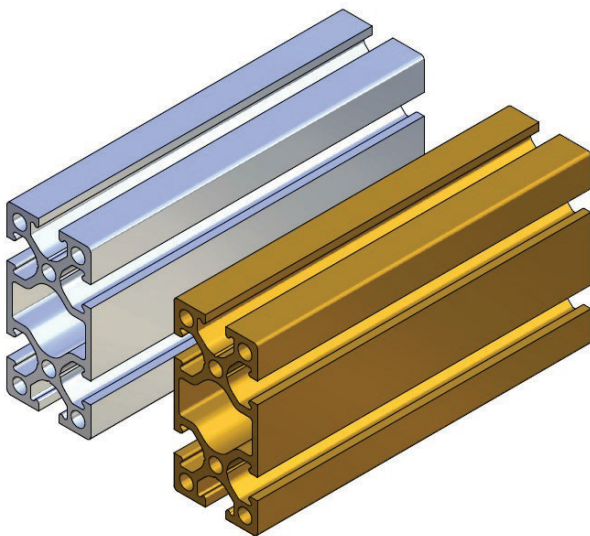
Table / Tabella
L = Length
Lunghezza
M = T-Nut
Tassello
M1 = Caps
Calotta

Surface: Aluminium anodized
Superficie: Alluminio anodizzato

Article no.		I_x [mm ⁴]	I_y [mm ⁴]	L	M	M1	Weight
CA.X.2525.1000	Silver	16260	16260	1 m	CA.GWP	CA.ADK.X.2525	683 g
CA.X.2525.1000G	Gold						
CA.X.2525.2000	Silver			2 m			1366 g
CA.X.2525.2000G	Gold						

. Profile X.5025

. Profilo X.5025



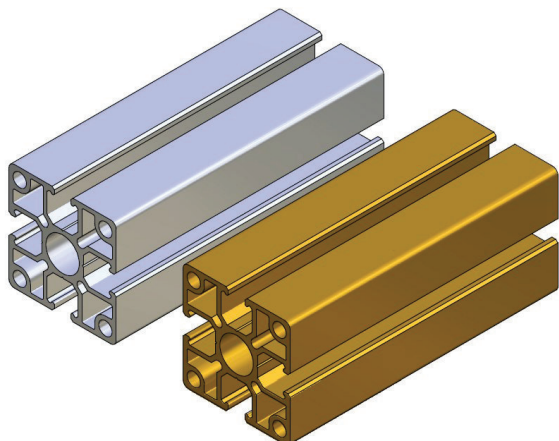
Article no.		I_x [mm ⁴]	I_y [mm ⁴]	L	M	M1	Weight
CA.X.5025.1000	Silver	28800	111100	1 m	CA.GWP	CA.ADK.X.5025	1050 g
CA.X.5025.1000G	Gold						
CA.X.5025.2000	Silver			2 m			2100 g
CA.X.5025.2000G	Gold						

CA.02 JU

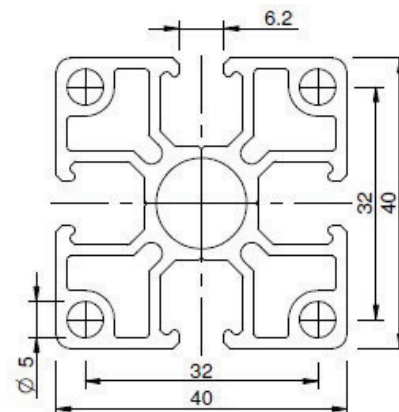
JU

. Profile JU.4040

. Profilo JU.4040



New



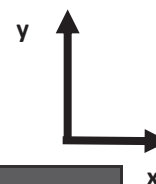
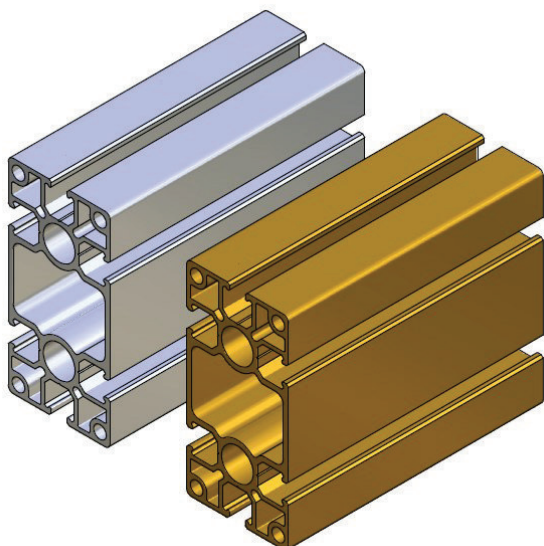
Surface: Aluminium anodized
Superficie: Alluminio anodizzato

Table / Tabella
L = Length
Lunghezza
M = T-Nut
Tassello
M1 = Caps
Calotta

Article no.		I_x [mm ⁴]	I_y [mm ⁴]	L	M	M1	Weight
CA.JU.4040.1000	Silver	86200	86200	1 m	CA.GWP	CA.ADK.JU.4040	1408 g
CA.JU.4040.1000G	Gold			2 m			2816 g
CA.JU.4040.2000	Silver						
CA.JU.4040.2000G	Gold						

. Profile JU.8040

. Profilo JU.8040



Article no.		I_x [mm ⁴]	I_y [mm ⁴]	L	M	M1	Weight
CA.JU.8040.1000	Silver	155400	587050	1 m	CA.GWP	CA.ADK.JU.8040	2303 g
CA.JU.8040.1000G	Gold			2 m			4606 g
CA.JU.8040.2000	Silver						
CA.JU.8040.2000G	Gold						

CA.02 ADK

. Profile end cap

L/X/JU

. Tappo Profilo

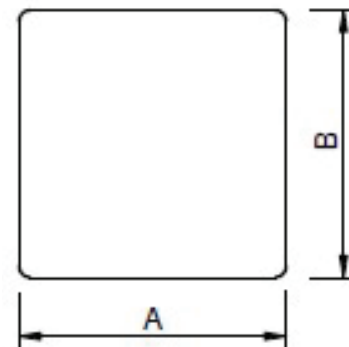



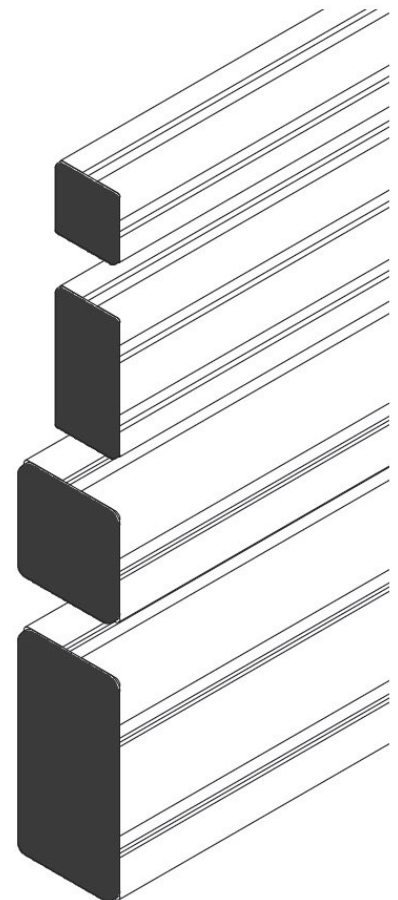
Table / Tabella
M = Suitable for Profiles
Applicabile ai profili

Remarks / Osservazioni:

Shipping unit: VE = 10 pieces
Unità per ogni invio VE = 10 pezzi

Material / Materiali: PP / Polipropilene

Article no.	A	B	M	Weight
CA.ADK.L.1810	18	10	CA.L.1810...	2 g x 10
CA.ADK.L.1818		18	CA.L.1818...	
CA.ADK.X.2510	25	10	CA.X.2510...	3 g x 10
CA.ADK.X.2518		18	CA.X.2518...	
CA.ADK.X.2525		25	CA.X.2525...	
CA.ADK.X.5025	50	40	CA.X.5025...	4 g x 10
CA.ADK.JU.4040	40		CA.JU.4040...	7 g x 10
CA.ADK.JU.8040	80	40	CA.JU.8040	13 g x 10

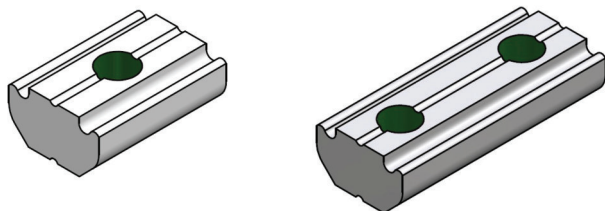


CA.02 GWP

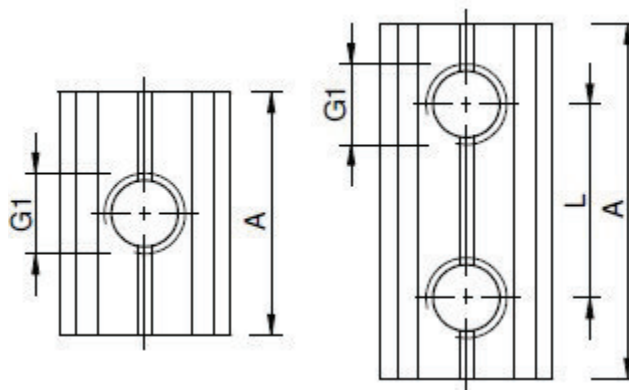
L/X/JU

. T-Nut

. Tassello per Profilo



Suitable for Profiles L/X/JU
Applicabile ai Profili L/X/JU



Article no.	G1	L	A	Weight
CA.GWP.3U	M3	...	15	6 g

Article no.	G1	L	A	Weight
CA.GWP.4U	M4	...	15	6 g
CA.GWP.4.8		8	16	
CA.GWP.4.9		9	19	7 g
CA.GWP.4.16		16	24	9 g
CA.GWP.4.17		17	25	10 g
CA.GWP.4.25		25	32	13 g
CA.GWP.4.LM		...	10	4 g

New

Article no.	G1	L	A	Weight
CA.GWP.5U	M5	...	15	6 g
CA.GWP.5.9		9	18	
CA.GWP.5.10		10	18	7 g
CA.GWP.5.11		11	19	8 g
CA.GWP.5.12		12	22	9 g
CA.GWP.5.15		15	25	9 g
CA.GWP.5.17		17		
CA.GWP.5.20		20	30	11 g
CA.GWP.5.22		22	32	12 g
CA.GWP.5.25		25	33	12 g
CA.GWP.5.25.3		25 x 2	58	22 g
CA.GWP.5.28		28	38	13 g
CA.GWP.5.30		30	40	16 g
CA.GWP.5.35		35	45	18 g
CA.GWP.5.38		38	48	19 g
CA.GWP.5.40		40		
CA.GWP.5.40.3		40	88	35 g
CA.GWP.5.50		50	58	23 g
CA.GWP.5.52		52	64	26 g
CA.GWP.5.60		60	68	27 g
CA.GWP.5.75		75	83	34 g
CA.GWP.5.LM	...	10	3 g	


New

Article no.	G1	L	A	Weight
CA.GWP.6U	M6	...	15	4 g
CA.GWP.6.12		12	24	8 g
CA.GWP.6.16		16	26	9 g
CA.GWP.6.20		20	30	11 g
CA.GWP.6.22		22	32	12 g
CA.GWP.6.25		25	35	13 g
CA.GWP.6.25.3			58	22 g
CA.GWP.6.28		28	40	15 g
CA.GWP.6.35		35	45	17 g
CA.GWP.6.40		40	50	19 g
CA.GWP.6.50		50	60	24 g
CA.GWP.6.52		52	64	25 g
CA.GWP.6.90		90	100	40 g
CA.GWP.6.LM		...	10	2 g

New

Material : Steel galvanized
Materiale: Acciaio zincato

Article no.	L	Weight
CA.GWP.500	500	212g
CA.GWP.1000	1000	420 g

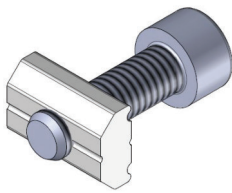


CA.02 SV - UVV

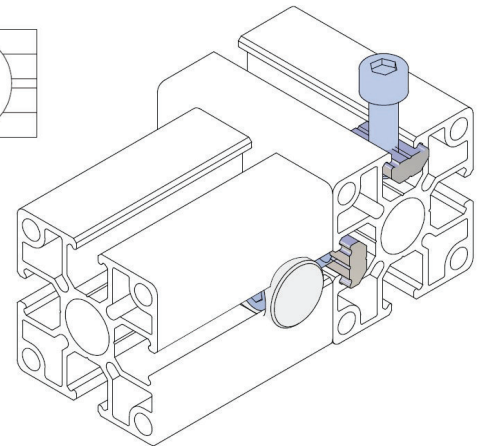
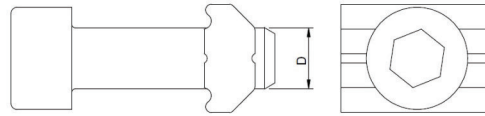
X/JU

. Butt Connector

. Connessione Profilo



SV



Article no.	D	M	Weight
CA.SV.X.5	M5	X	9 g
CA.SV.JU.6	M6	JU	12 g

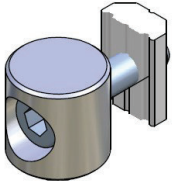
Remarks / Osservazioni:

Shipping unit: VE = 10 pieces
Unità per ogni invio VE = 10 pezzi

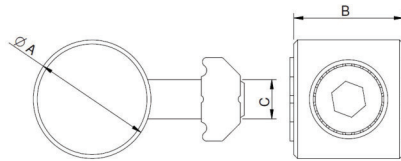
Material : Steel galvanized
Materiale: Acciaio zincato

Table / Tabella

M = Suitable for Profiles
Applicabile ai profili



UVV



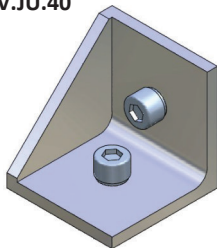
Article no.	A	B	C	M	Weight
CA.UVV.X.25.S	10	10	M4	X	7 g
CA.UVV.JU.40.S	15	14	M5	JU	10 g

CA.02 WIV

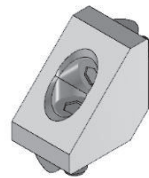
. Corner Connector

. Connessione angolare

CA.WIV.JU.40



CA.WIV.X.25.0



CA.WIV.X.50.25



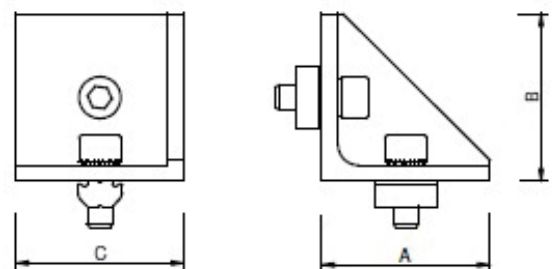
CA.WIV...E or M



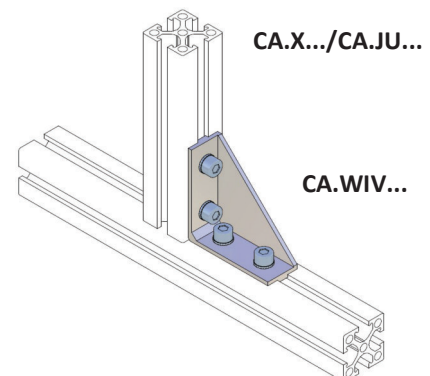
Remarks / Osservazioni:

Material /Materiali:
Aluminium / Alluminio

Surface: Silver anodized
Superficie: Argento Anodizzato



Application example / Esempio applicativo



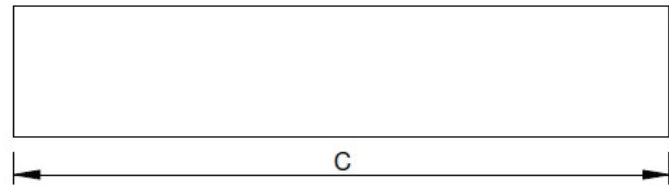
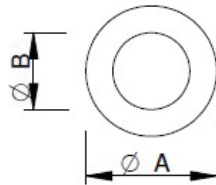
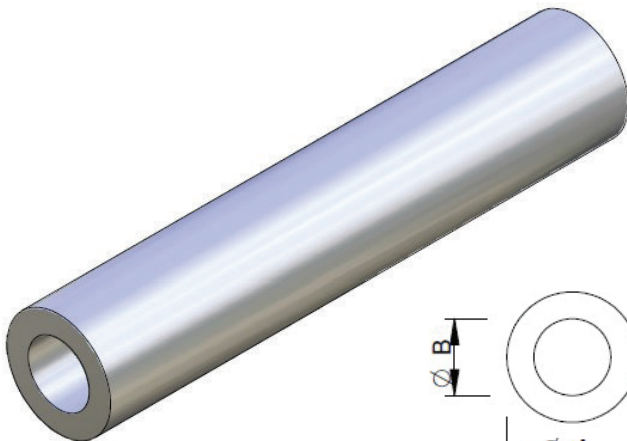
Article no.	A	B	C	M	Weight
CA.WIV.X.25.0	22	22	16	X	28 g
CA.WIV.X.50.25	50	50			80 g
CA.WIV.X.25.M	18	18	18		21 g
CA.WIV.X.25.E	38	38			51 g
CA.WIV.JU.40	40	40	40	JU	60 g
CA.WIV.JU.40.E	38	38	38		68 g
CA.WIV.JU.80.E	78	78	37		184 g

CA.02 GAR

Ø 10-14-20-30

. Round profile tube

. *Tube Alluminio*



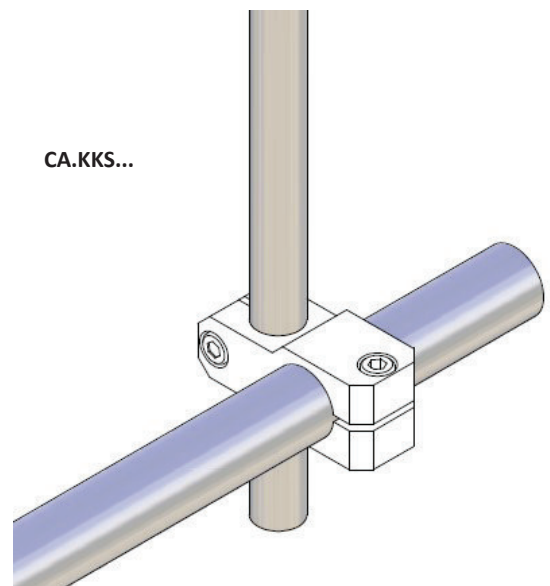
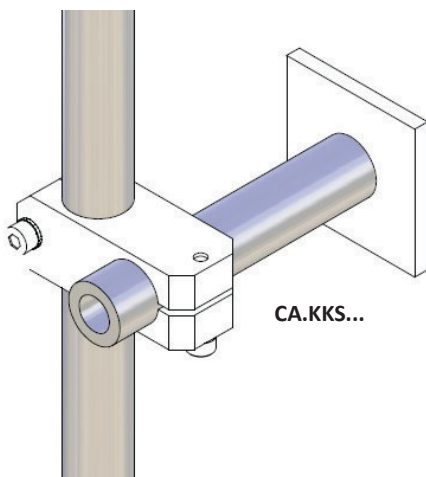
Remarks / Osservazioni :

Material /Materiali:
Aluminium /Alluminio

Surface: Silver anodized
Superficie: Argento Anodizzato

Article no.	A	B	C	Weight
CA.GAR.10.1000	10	5	1000	160 g
CA.GAR.14.1000	14	7		313 g
CA.GAR.20.1000	20	12		545 g
CA.GAR.30.1000	30	26		477 g

Application examples / Esempi applicativi

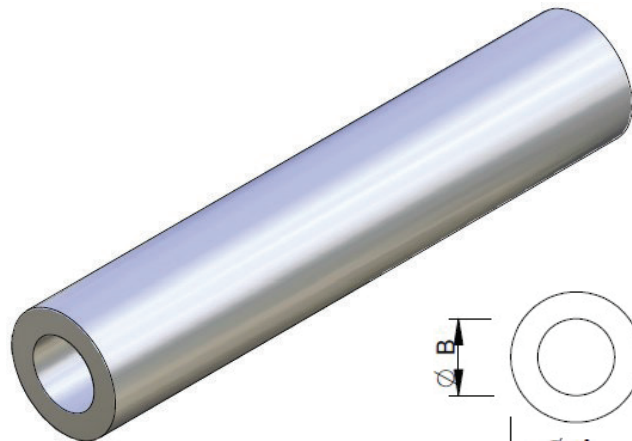


CA.02 PAT

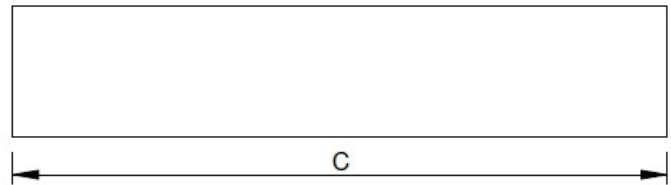
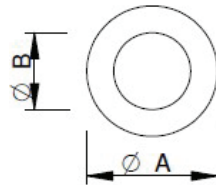
Ø 25-40

. Round profile tube

. Tubo Alluminio



New



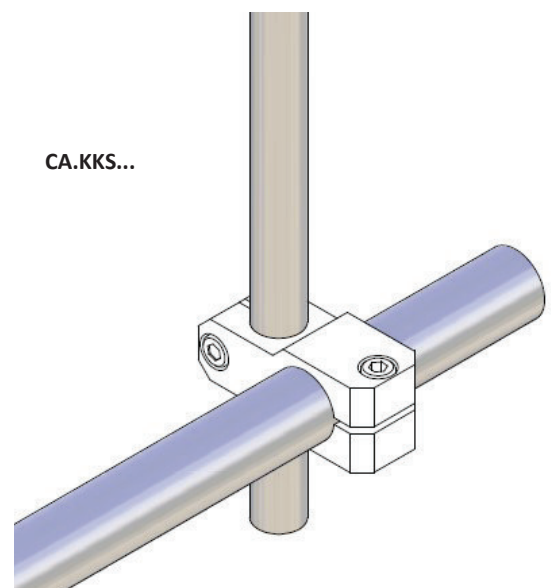
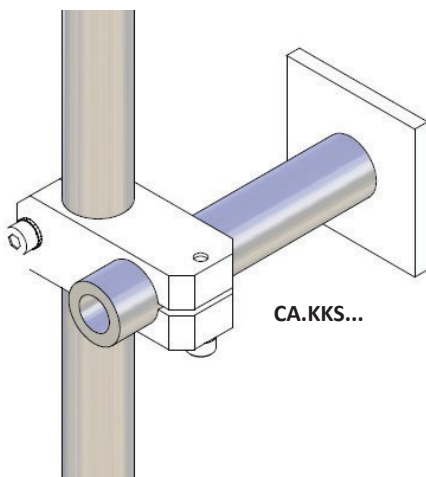
Remarks / Osservazioni :

Material /Materiali:
Aluminium /Alluminio

Surface: Silver anodized
Superficie: Argento Anodizzato

Article no.	A	B	C	Weight
CA.PAT.25X3.2000	25	22	2000	1100 g
CA.PAT.25X5.2000		20		1200 g
CA.PAT.40X3.2000	40	37		800 g
CA.PAT.40X5.2000		35		1000 g

Application examples / Esempi applicativi



CA.03 KPL

L/X/JU

. Cross Joint Connector

. Connessione a Croce

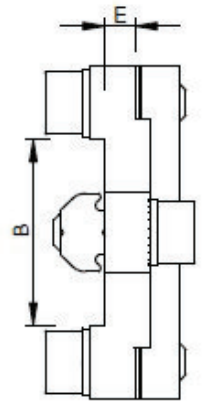
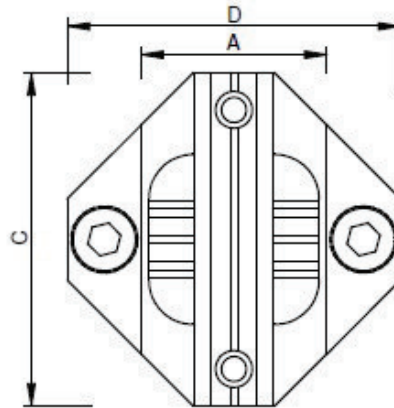
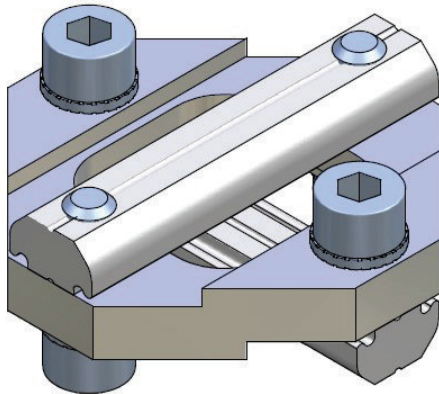


Table / Tabella
M = Suitable for Profiles
Applicabile ai Profili

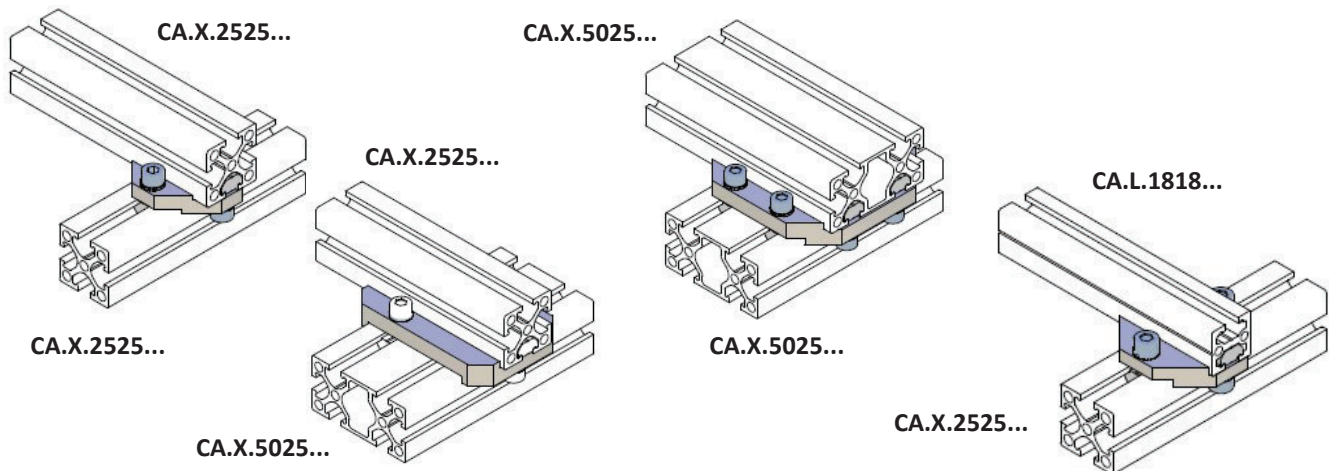
Remarks / Osservazioni :

Material / Materiale:
Aluminium / Alluminio

Surface: Silver anodized
Superficie: Argento Anodizzato

Article no.	A	B	C	D	E	M	Weight
CA.KPLL.1818	18	18	38	38	4	L	55 g
CA.KPLX.2518	25			45		L/X	72 g
CA.KPLX.2525		25	45	X		67 g	
CA.KPLX.5025	50					70	76 g
CA.KPLX.5050		50	70	192 g			
CA.KPLJU.4040	40	40	65	JU		81 g	
CA.KPLJU.4025		25	45	JU/X		77 g	
CA.KPLJU.8040	80	40	100	60		JU	156 g
CA.KPLJU.8080		80					100

Application examples / Esempi applicativi



CA.03 KBV

L/X/JU

. Square Joint Connector

. Staffa Quadra per Profilo

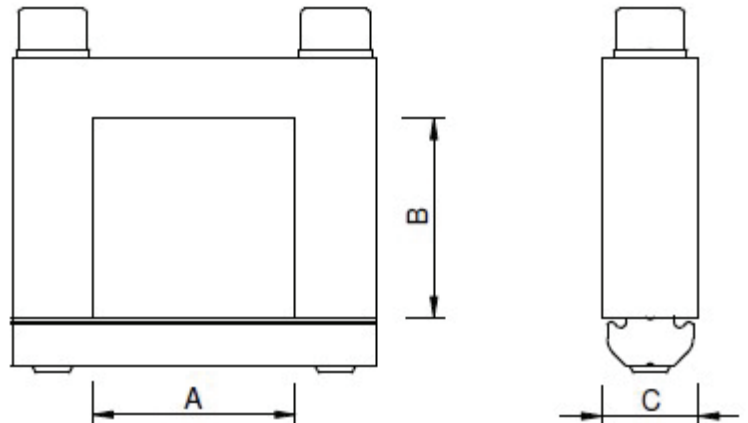
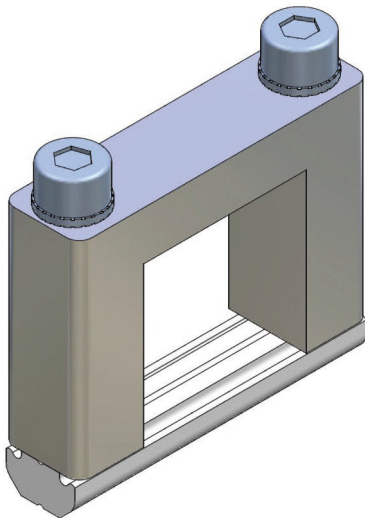


Table / Tabella

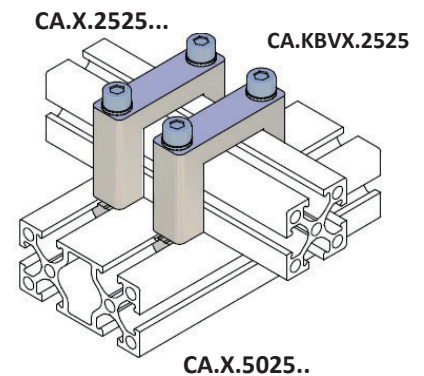
M = Suitable for Profiles
Applicabile ai profili

Remarks / Osservazioni:

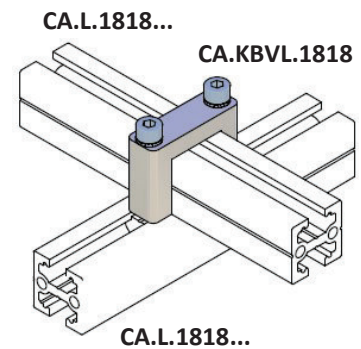
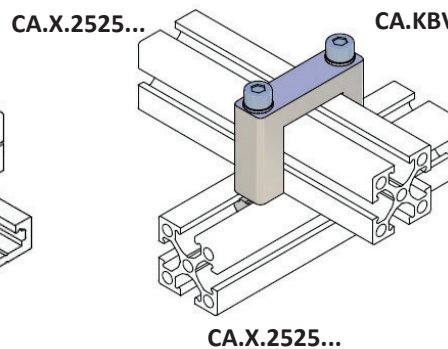
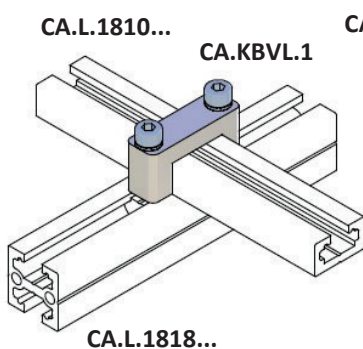
Material / Materiale :
Aluminium / Alluminio

Surface: Silver anodized
Superficie: Argento Anodizzato

Article no.	A	B	C	M	Weight
CA.KBVL.1810	18	10	10	L	26 g
CA.KBVL.1818		18			30 g
CA.KBVX.2510	25	10	12	X	42 g
CA.KBVX.2518		18			48 g
CA.KBVX.2525		25			58 g
CA.KBVX.2550		50			79 g
CA.KBVX.5025	50	25	15	JU	74 g
CA.KBVJU.4040	40	40			107 g
CA.KBVJU.4080		80			150 g
CA.KBVJU.8040	80	40			140 g



Application examples / Esempi applicativi



CA.03 SVB

X

. Profile End connector 25

. Connessione terminale per Profilo 25

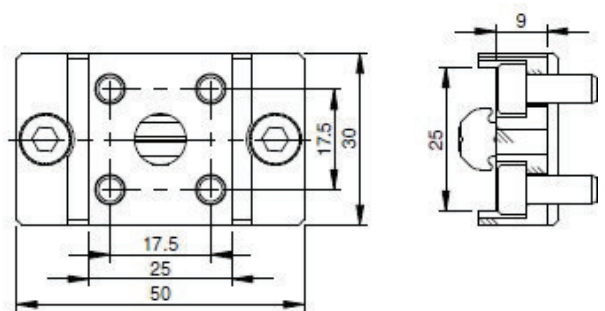
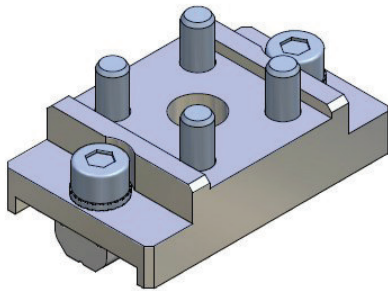


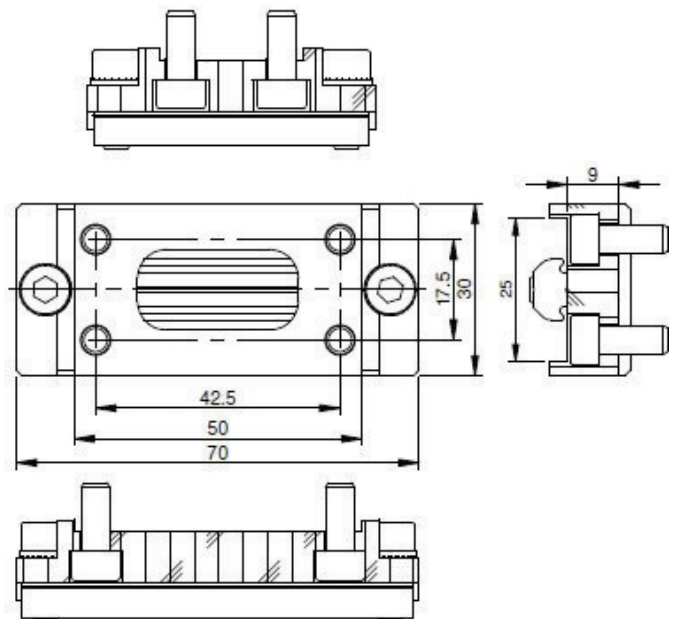
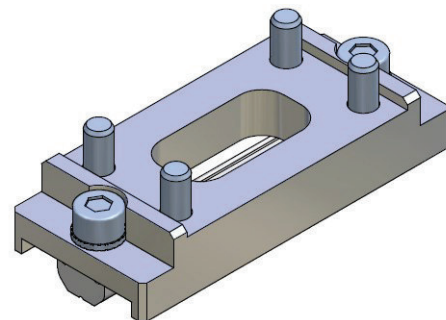
Table / Tabella

M = Suitable for Profiles
Applicabile ai Profili

Remarks / Osservazioni:

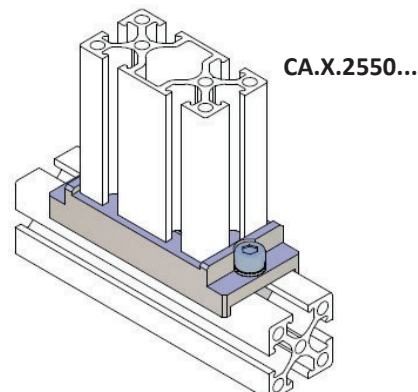
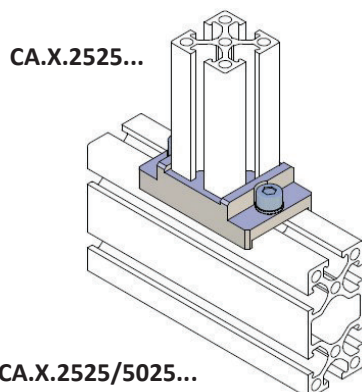
Material /Materiale :
Aluminium / Alluminio

Surface: Silver anodized
Superficie: Argento Anodizzato



Article no.	M	Weight
CA.SVB.X.25.25	X	69 g
CA.SVB.X.25.50		87 g

Application examples / Esempi applicativi



CA.03 SVB

X

. Profile End connector 50

. Connessione terminale per Profilo 50

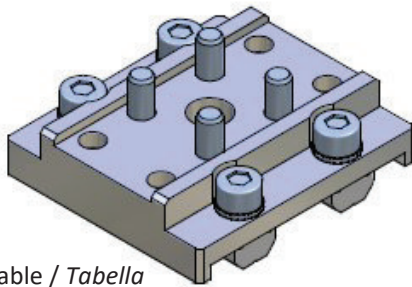


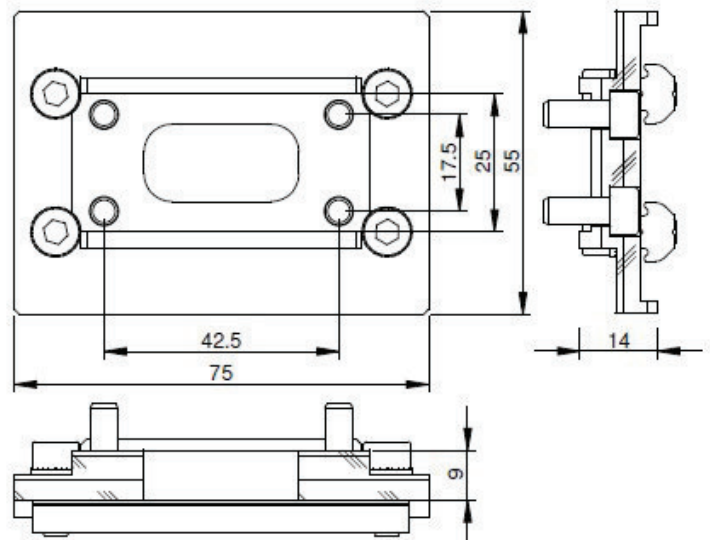
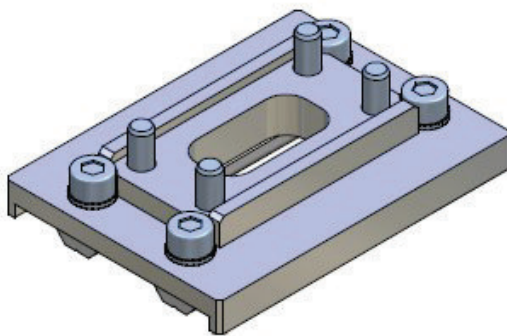
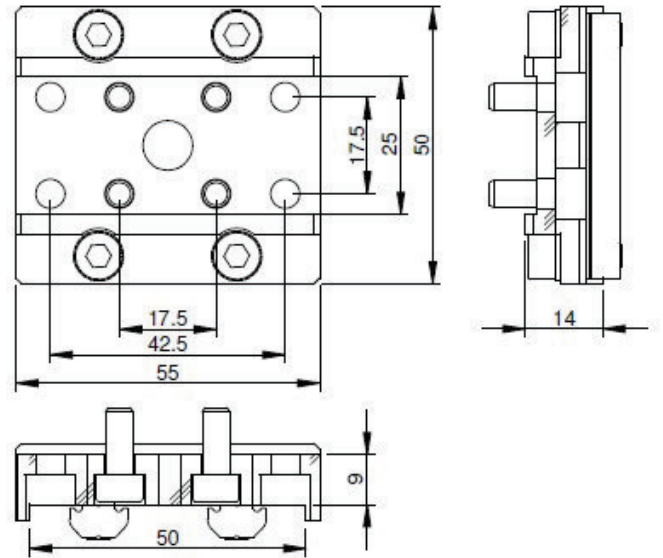
Table / Tabella

M = Suitable for Profiles
Applicabile ai profili

Remarks / Osservazioni:

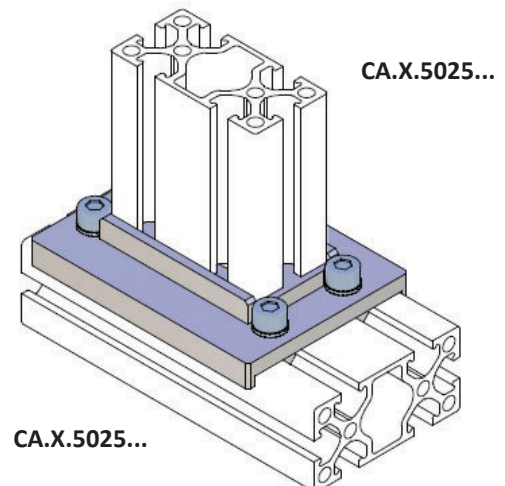
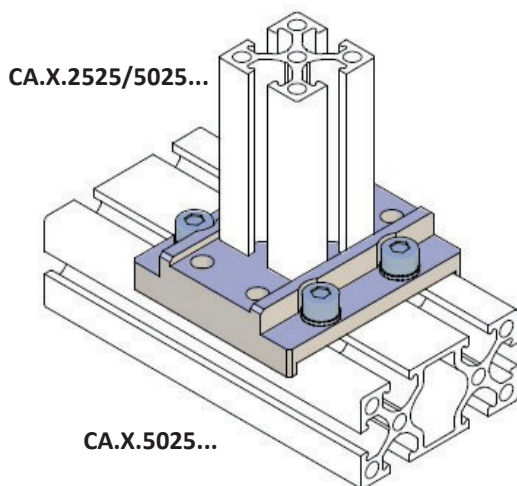
Material / Materiale :
Aluminium / Alluminio

Surface: Silver anodized
Superficie: Argento Anodizzato



Article no.	M	Weight
CA.SVB.X.50.25	X	114 g
CA.SVB.X.50.50		149 g

Application examples / Esempi applicativi



CA.03 SVB

JU

. Profile End connector 40

. Connessione terminale per Profilo 40

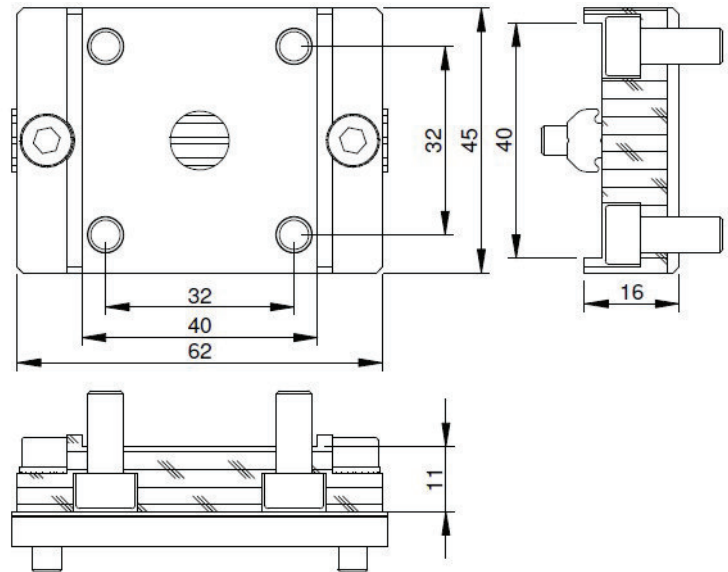
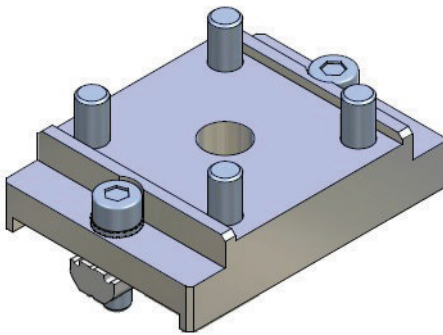


Table / Tabella

M = Suitable for Profiles
Applicabile ai profili

Remarks / Osservazioni:

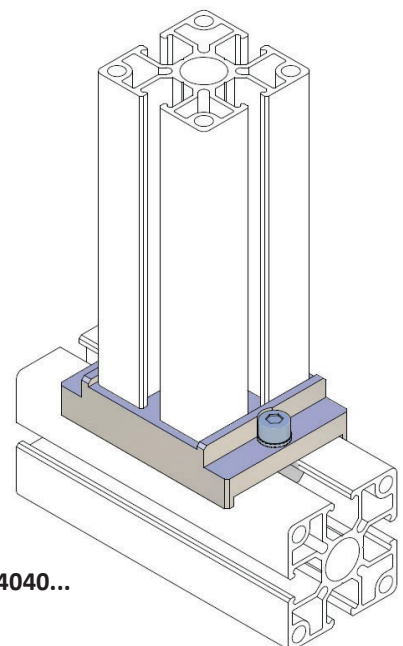
Material / Materiale :
Aluminium / Alluminio

Surface: Silver anodized
Superficie: Argento Anodizzato

Article no.	M	Weight
CA.SVB.JU.40.40	JU	129 g

Application example / Esempio applicativo

CA.JU.4040...



CA.JU.4040...

CA.03 VBG

X/JU

. Straight Connector

. Connessione Lineare

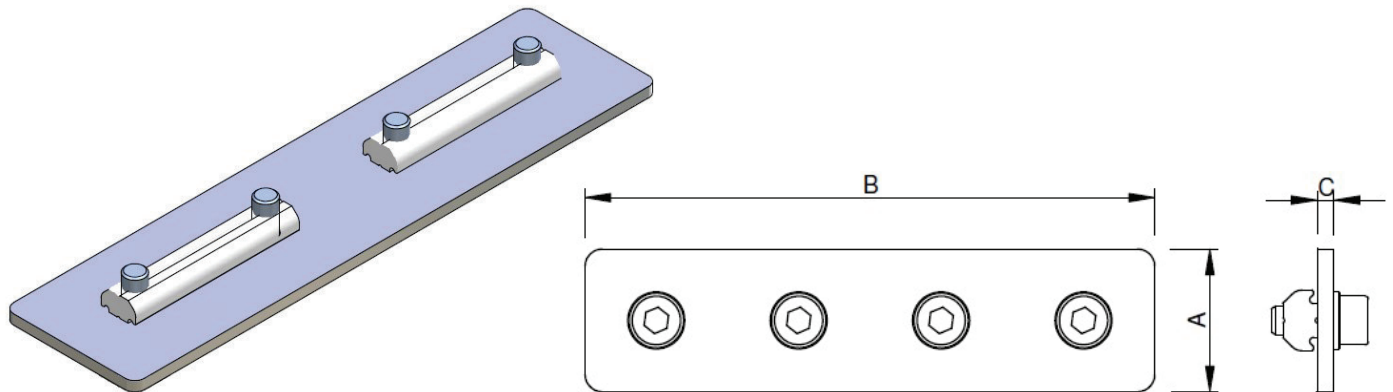


Table / Tabella

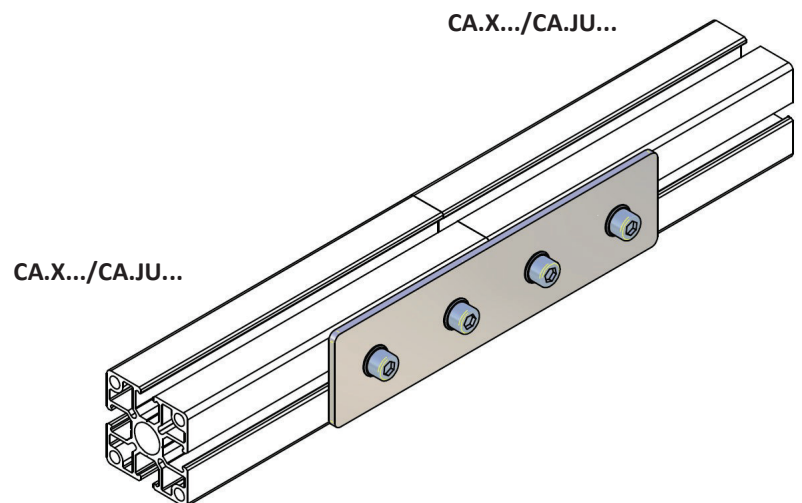
M = Suitable for Profiles
Applicabile ai profili

Remarks / Osservazioni:

Material : Steel galvanized
Materiale: Acciaio zincato

Article no.	A	B	C	M	Weight
CA.VBG.X.25.50	25	50	3	X	48 g
CA.VBG.X.50.50	50				94 g
CA.VBG.X.25.100	25	100			99 g
CA.VBG.JU.40.80	40	80		JU	97 g
CA.VBG.JU.40.160		160			215 g

Application example / Esempio applicativo



CA.03 VBL - VBT

X/JU

. Connector L-Style

. Connessione ad L

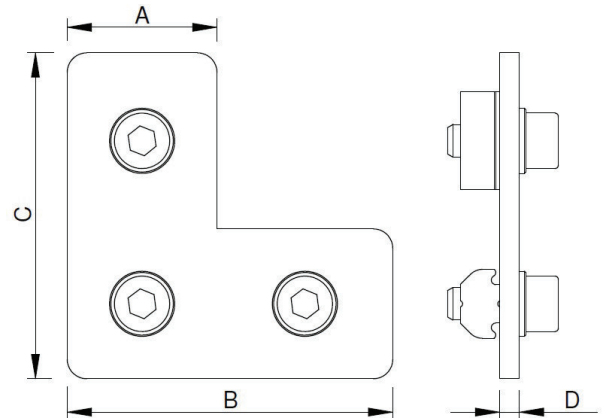
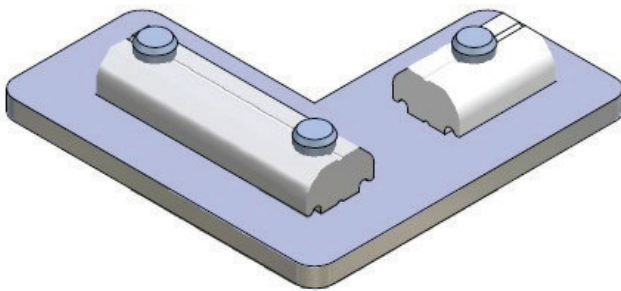


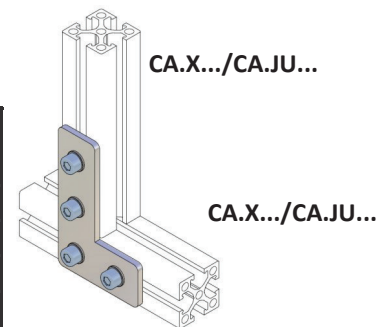
Table / Tabella

M = Suitable for Profiles
Applicabile ai profili

Remarks / Osservazioni:

Material : Steel galvanized
Materiale: Acciaio zincato

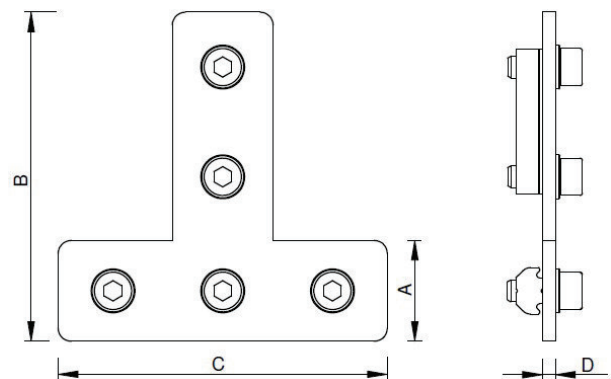
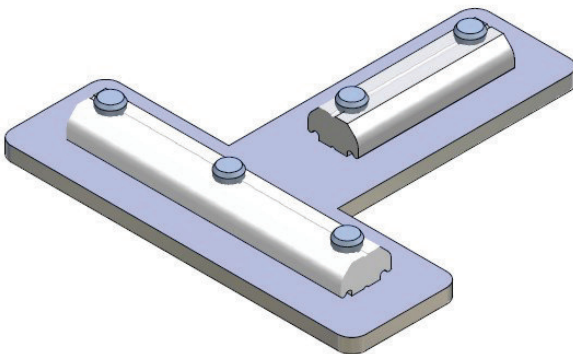
Application example / Esempio applicativo



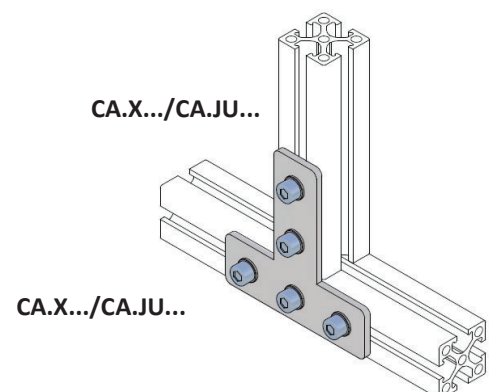
Article no.	A	B	C	D	M	Weight
CA.VBL.50.50	23	50	50	3	X	71 g
CA.VBL.50.75			75			96 g
CA.VBL.80.80.JU	40	80	80		JU	145 g
CA.VBL.80.120.JU			120			200 g

. Connector T-Style

. Connessione a T



Application example / Esempio applicativo



Article no.	A	B	C	D	M	Weight
CA.VBT.X.50.75	25	75	75	3	X	123 g
CA.VBT.X.75.100			100			149 g
CA.VBT.JU.120	40	120	120		JU	261 g

CA.03 VBW - EVB

X/JU

. Adjustable Connector 0-90°

. Connessione regolabile 0-90°

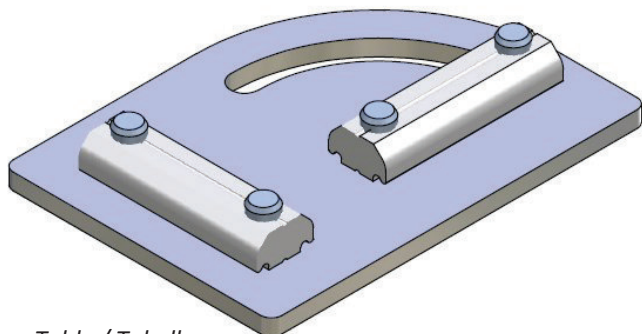
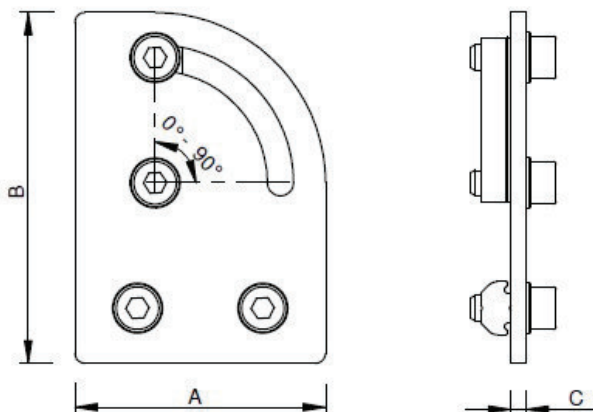


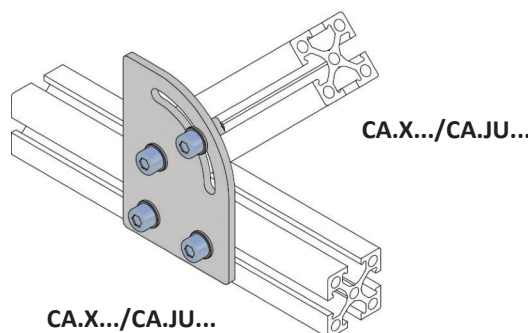
Table / Tabella

M = Suitable for Profiles
Applicabile ai profili



Application example / Esempio applicativo

Article no.	A	B	C	M	Weight
CA.VBW.X.0.90	50	70	3	X	112 g
CA.VBW.JU.0.90	80	120		JU	249 g

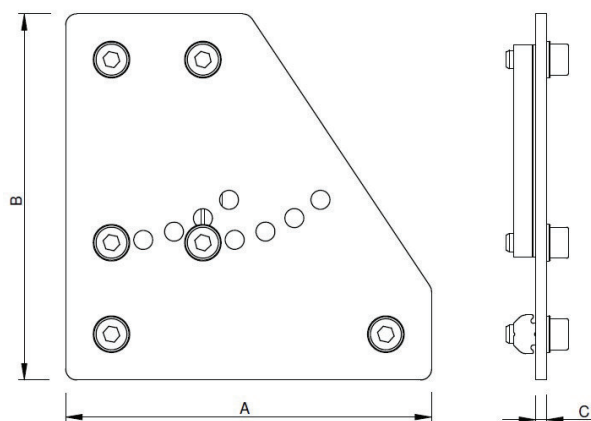
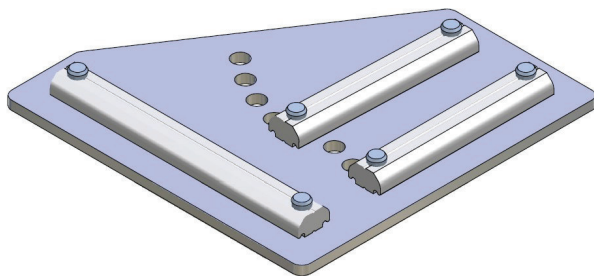


Remarks / Osservazioni:

Material : Steel galvanized
Materiale: Acciaio zincato

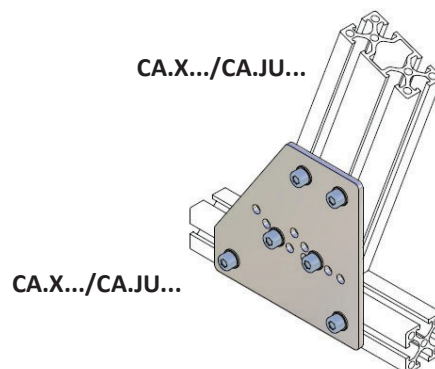
. Corner Joint Plate

. Connessione Angolare



Application example / Esempio applicativo

Article no.	A	B	C	M	Weight
CA.EVB.75.X	75	100	3	X	193 g
CA.EVB.100.X	100				292 g
CA.EVB.100.JU	80			JU	206 g



CA.03 KVB

L/X/JU

. Cross Connector Round

. Connessione Tubo

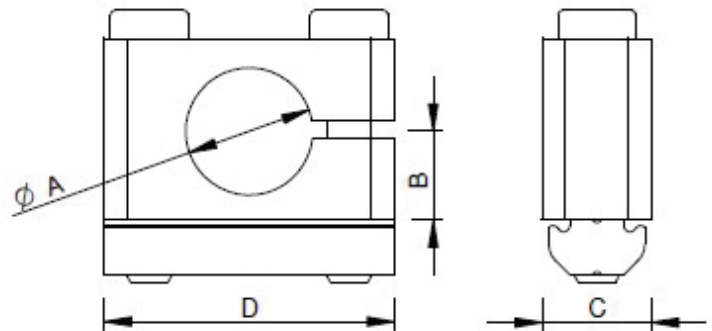
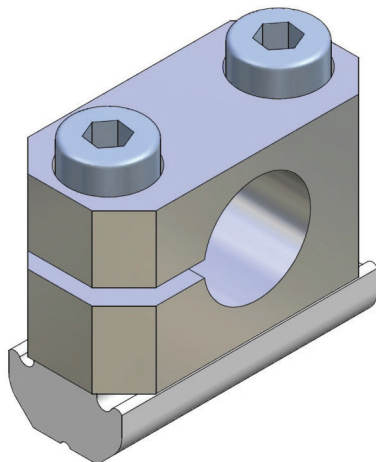


Table / Tabella

M = Suitable for Profiles
Applicabile ai profili

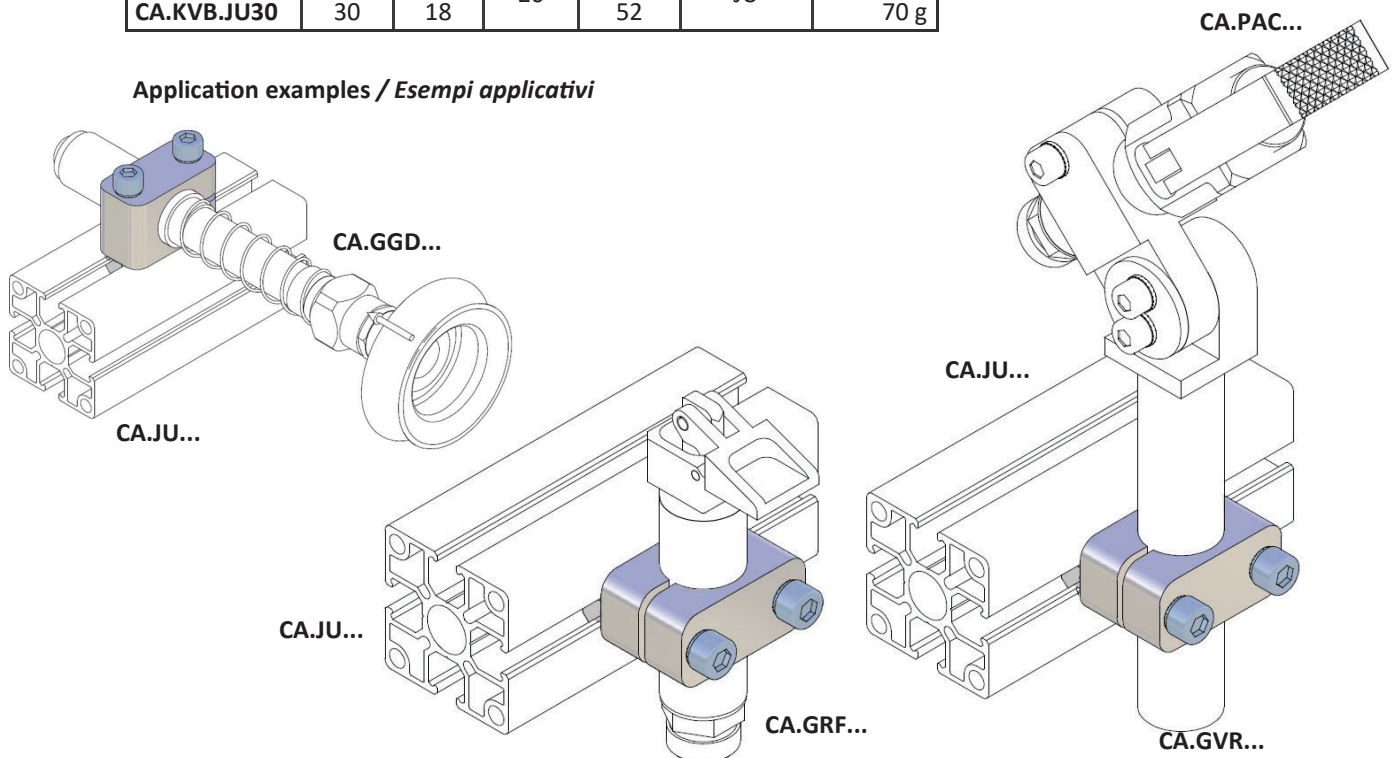
Remarks / Osservazioni:

Material / Materiale : Aluminium/ Alluminio

Surface: Silver anodized
Superficie: Argento Anodizzato

Article no.	A	B	C	D	M	Weight
CA.KVB.L10	10	8	12	25	L	17 g
CA.KVB.X14	14	10		32	X	36 g
CA.KVB.X20	20	13	20	40	JU	45 g
CA.KVB.JU20				68 g		
CA.KVB.JU30	30	18		52		70 g

Application examples / Esempi applicativi



CA.03 KVB.KG

X/JU

. Cross Connector Round With Ball Joint

. Connessione Tubo con Sfera

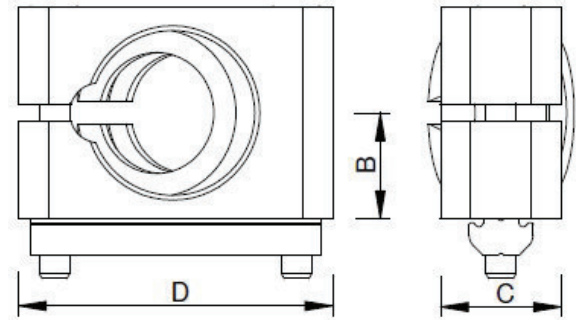
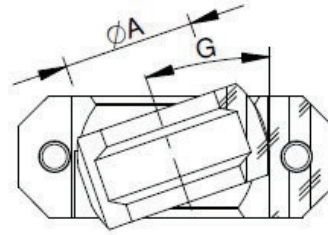
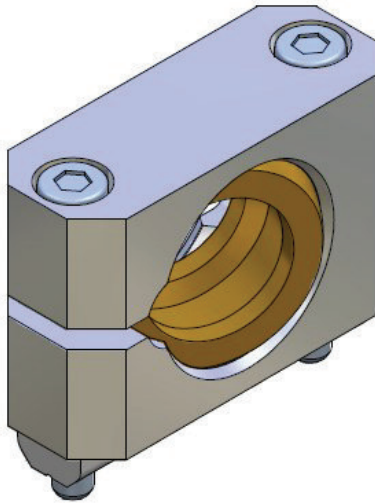
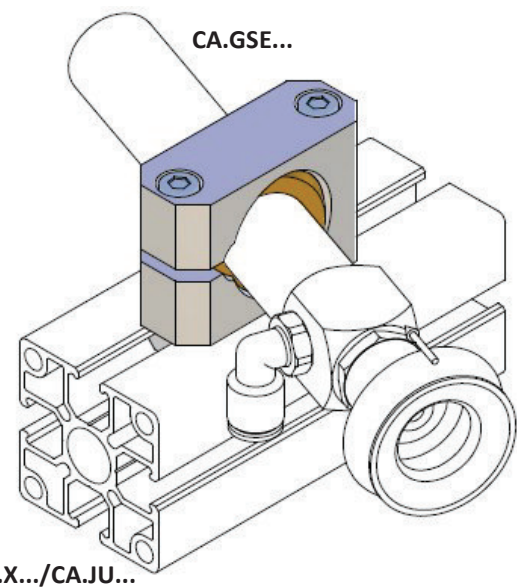
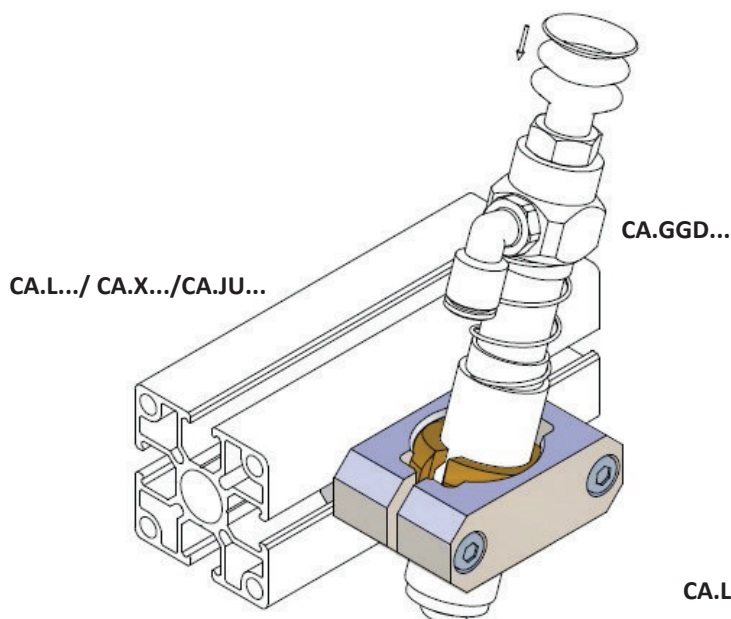


Table / Tabella

M = Suitable for Profiles
Applicabile ai profili

Article no.	A	B	C	D	G°	M	Weight
CA.KVB.KG.X10	10	10	12	32	0°-13°	X	42 g
CA.KVB.KG.X14	14	12.5	15	40	0°-17°		60 g
CA.KVB.KG.JU20	20	17.5	20	52	0°-19°	JU	113 g

Application examples / Esempi applicativi

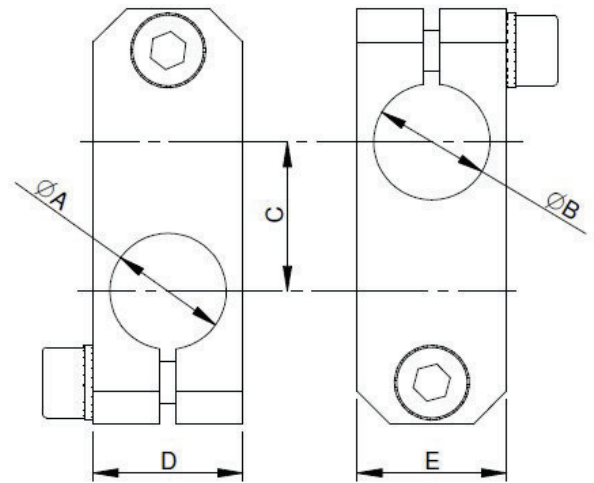
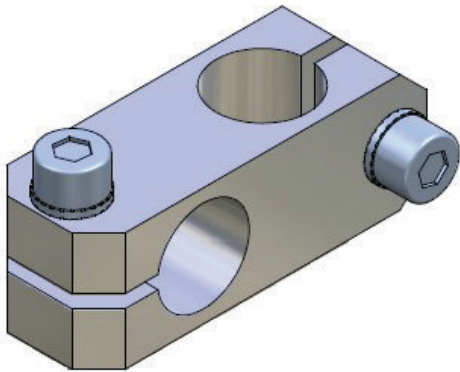


CA.03 KKS

Ø 10-14-20

. Cross connector Tube

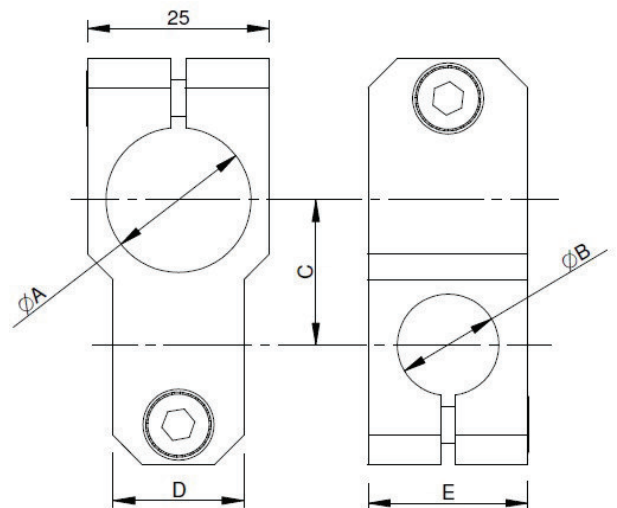
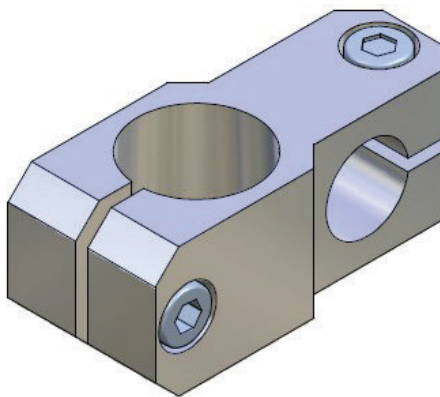
. Connessione a Croce Tubo



Remarks / Osservazioni:

Material /Materiale :
Aluminium / Alluminio

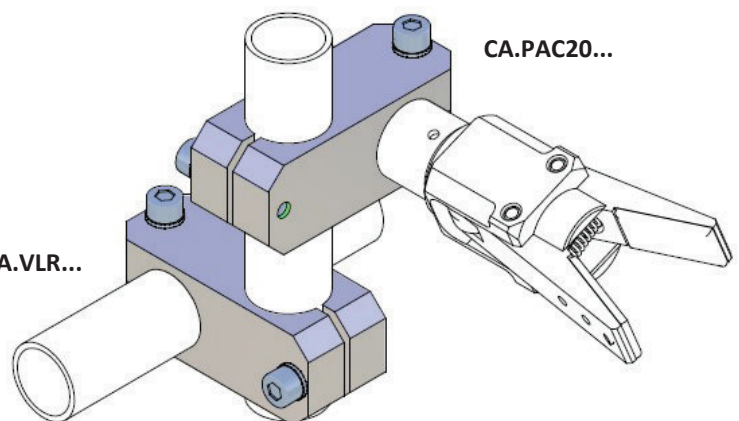
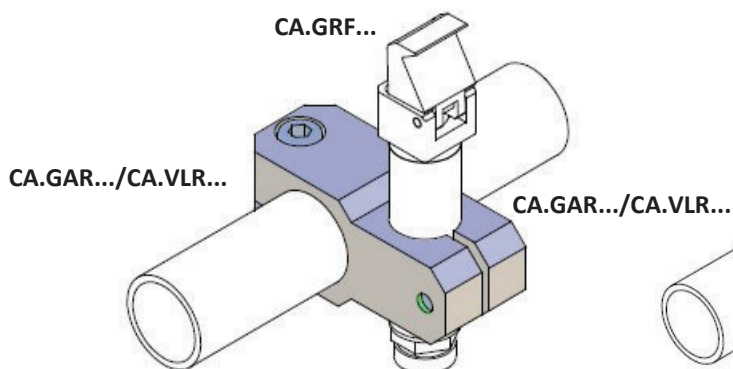
Surface: Silver anodized
Superficie: Argento Anodizzato



Article no.	A	B	C	D	E	Weight
CA.KKS.10.10	10	10	16	14	14	17 g
CA.KKS.14.14	14	14	18	18	18	35 g
CA.KKS.20.20		20	26	25	25	71 g
CA.KKS.20.10	20	10		14	20	41 g
CA.KKS.20.14		14	20	18	22	48 g

Application examples / Esempi applicativi

CA.GAR.../CA.VLR...

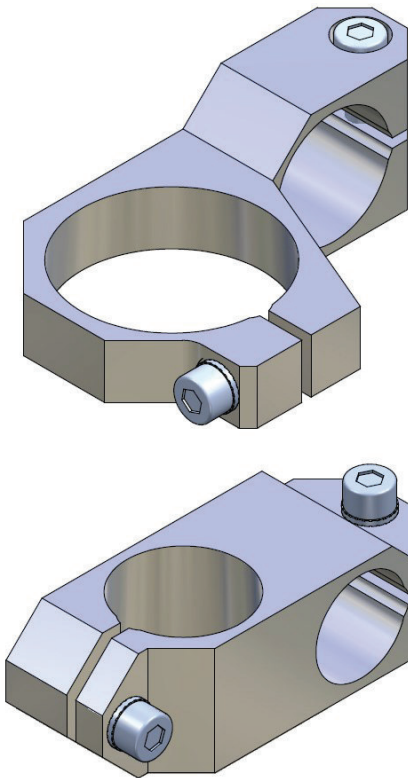


CA.03 KKS.L

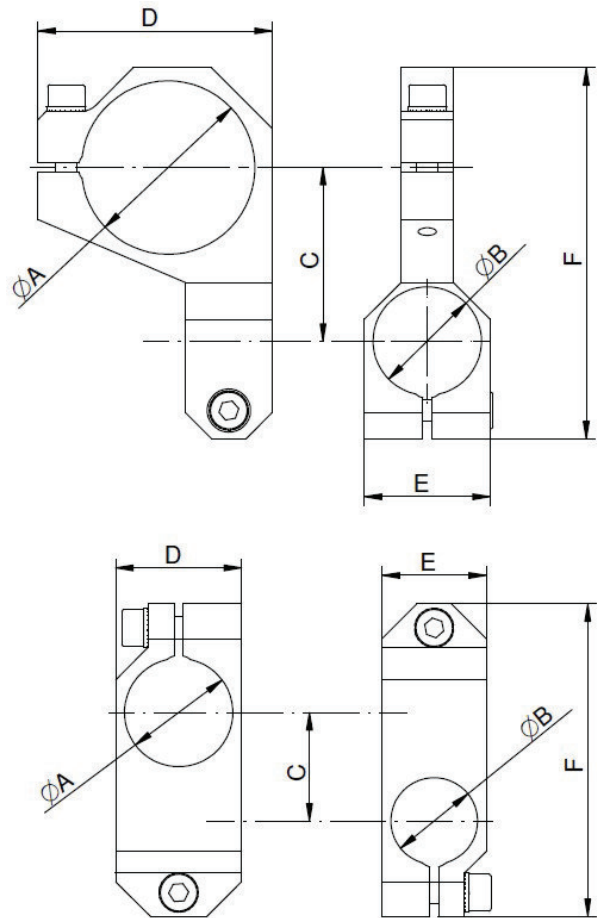
Ø 20-25-40

. Cross connector Tube

. Connessione a Croce Tubo



New



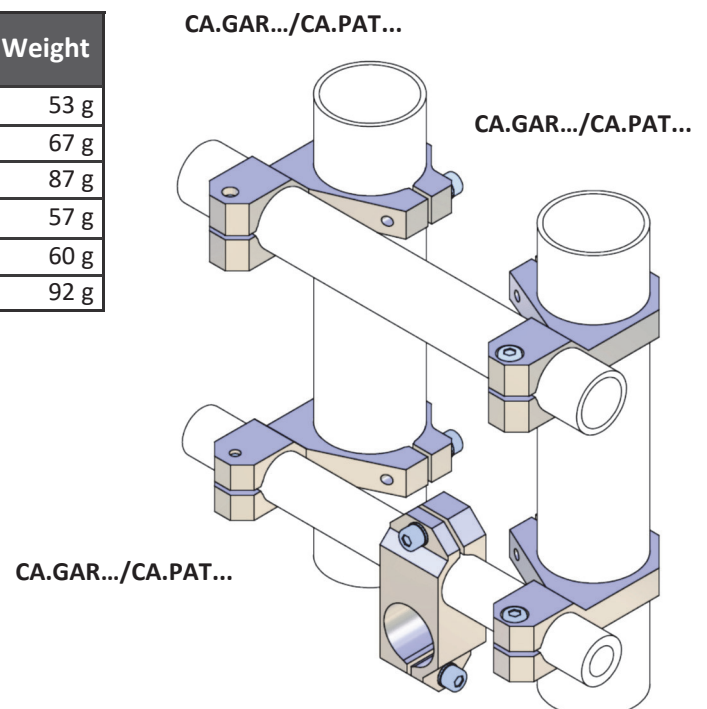
Remarks / Osservazioni:

Material /Materiale :
Aluminium / Alluminio

Surface: Silver anodized
Superficie: Argento Anodizzato

Article no.	A	B	C	D	E	F	Weight
CA.KKS.L.2020	20	20	25	24	24	65	53 g
CA.KKS.L.2025		25			29		72
CA.KKS.L.2525	25	25	30	29	29	80	87 g
CA.KKS.L.4020	40	20	40	54	24	83	57 g
CA.KKS.L.4025		25			29		85.5
CA.KKS.L.4040		40	50		44	103	92 g

Application example / Esempio applicativo

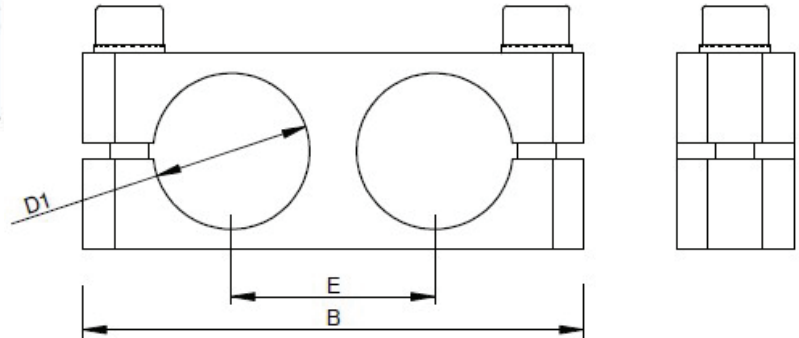
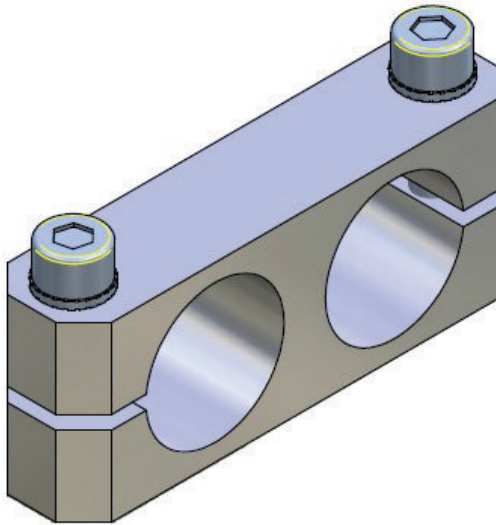


CA.04 PKS

Ø 10-14-20-30

. Parallel Clamp

. Staffa Parallela



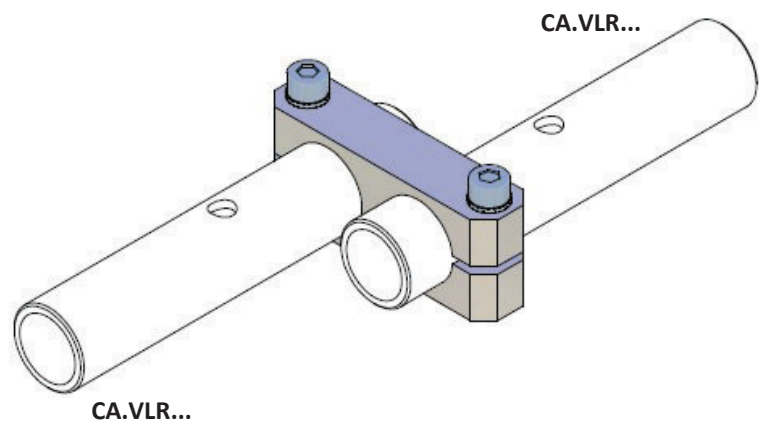
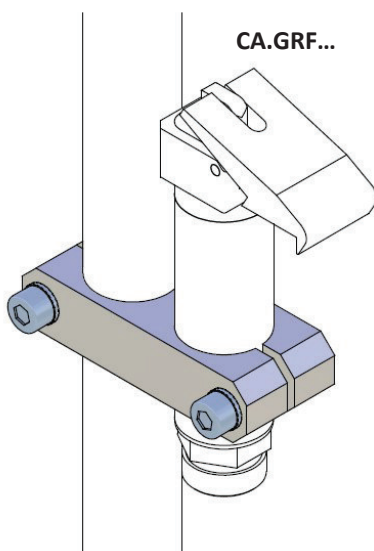
Remarks / Osservazioni:

Material / Materiale :
Aluminium / Alluminio

Surface: Silver anodized
Superficie: Argento anodizzato

Article no.	D1	B	E	Weight
CA.PKS.1010.15	10	38	15	12 g
CA.PKS.1414.20	14	52	20	27 g
CA.PKS.2020.26	20	64	26	47 g
CA.PKS.3030.38	30	88	38	104 g

Application examples / Esempi applicativi

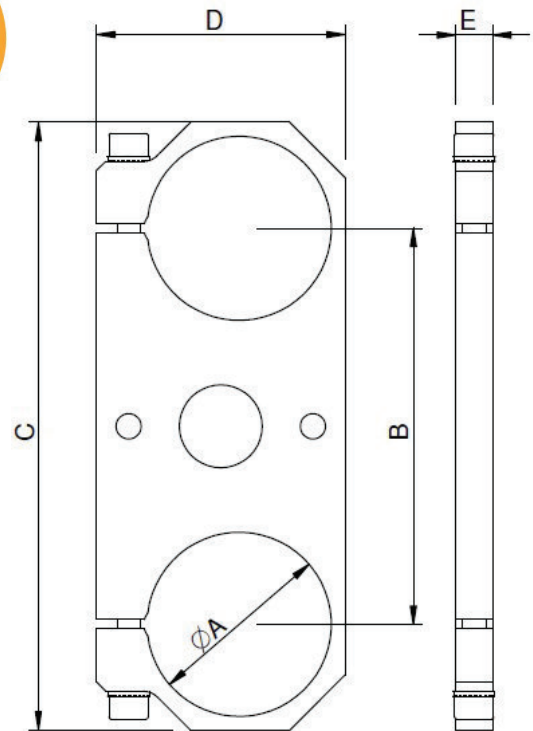
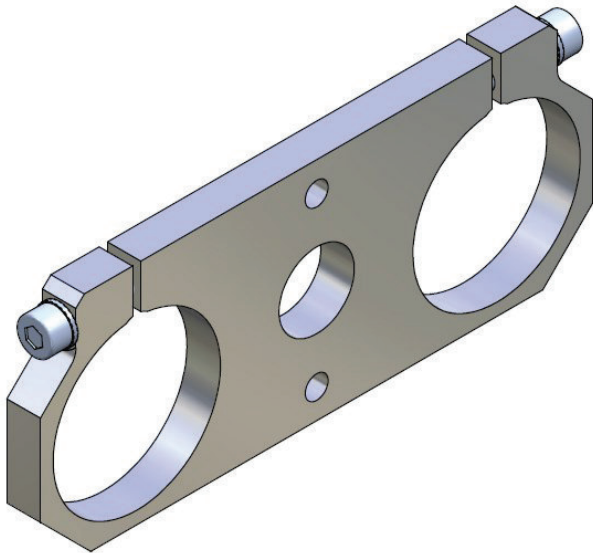


CA.03 PKS.L

. Reducer

. Riduzione

New



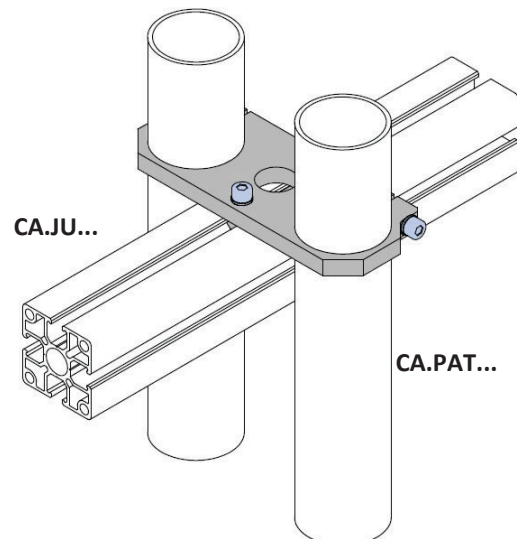
Remarks / Osservazioni:

Material / Materiale :
Aluminium / Alluminio

Surface: Silver anodized
Superficie: Argento anodizzato

Article no.	A	B	C	D	E	Weight
CA.PKS.L.4040.76	40	76	122	54	8	82 g
CA.PKS.L.4040.86	40	86	132	54	8	93 g

Application example / Esempio applicativo



CA.04 WST

. Adjustable Clamp

L/X/JU

. Staffa Angolare

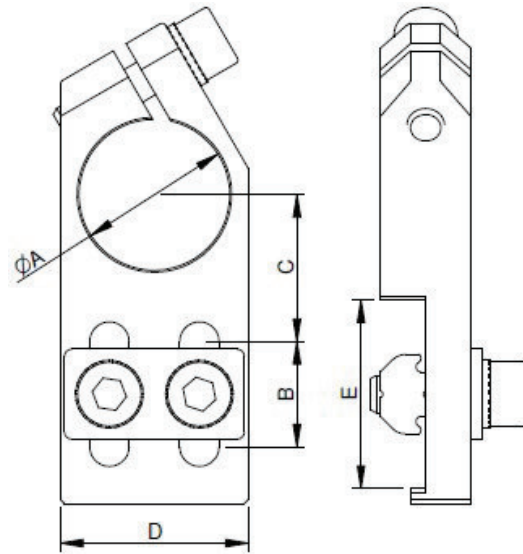
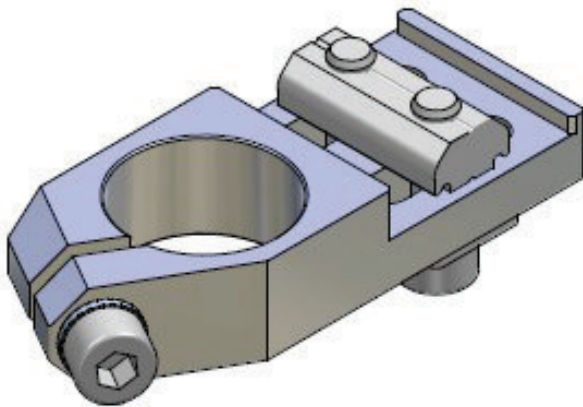


Table / Tabella

M = Suitable for Profiles
Applicabile ai profili

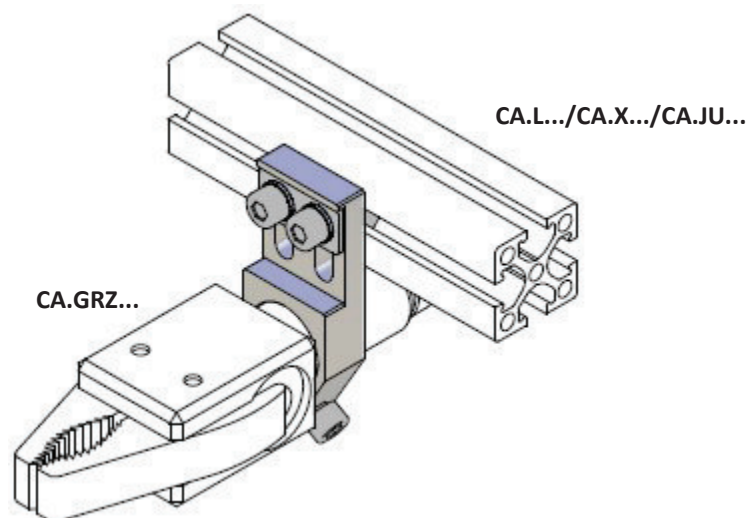
Remarks / Osservazioni:

Material / Materiale :
Aluminium / Alluminio

Surface: Silver anodized
Superficie: Argento anodizzato

Article no.	A	B	C	D	E	M	Weight
CA.WST.1010.L	10	10	12	16	18	L	20 g
CA.WST.1014.X			13.5				21 g
CA.WST.1414.X	14	14	15.5	20	25	X	33 g
CA.WST.2014.X			19.5				46 g
CA.WST.2022.JU	20	22	23	25	40	JU	51 g

Application example / Esempio applicativo



CA.04 WST

L/X/JU

. Adjustable Clamp

. Staffa Angolare

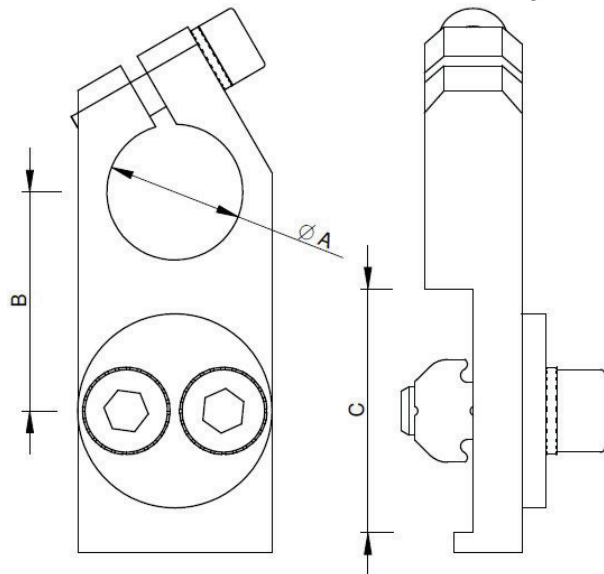
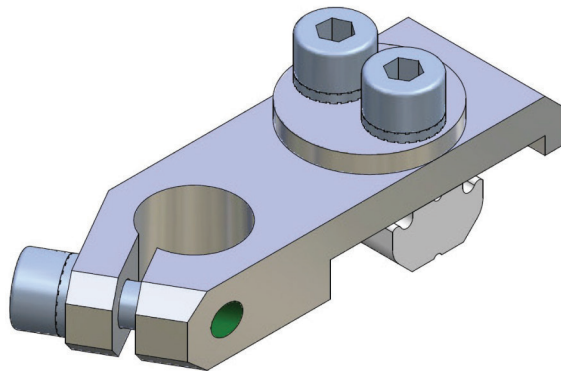


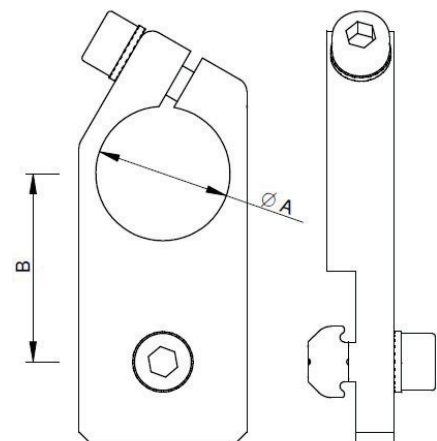
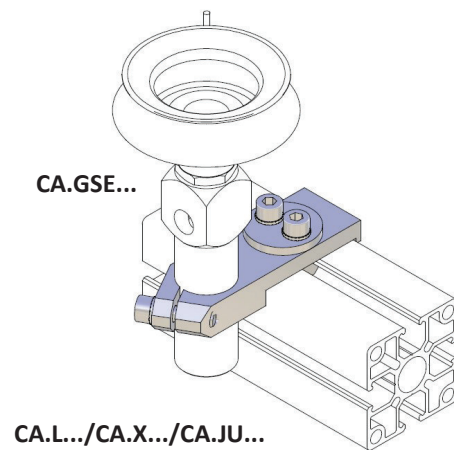
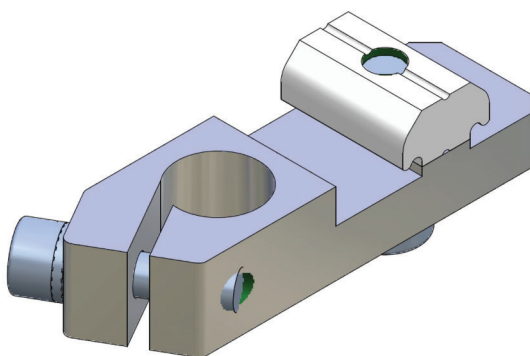
Table / Tabella

M = Suitable for Profiles
Applicabile ai profili

Article no.	A	B	C	M	Weight
CA.WST.10.L	10	17	18	L	20 g
CA.WST.10.X		21	25	X	
CA.WST.14.L	14	19	18	L	31 g
CA.WST.14.X		23	25	X	34 g
CA.WST.20.X	20	27	40	JU	49 g
CA.WST.20.JU		34	40	JU	55 g
CA.WST.30.X	30	30	25	X	95 g
CA.WST.30.JU		38	40	JU	109 g

Application example / Esempio applicativo

CA.04 WST (easy)



Remarks / Osservazioni:

Material / Materiale :
Aluminium / Alluminio

Surface: Silver anodized
Superficie: Argento anodizzato

Article no.	A	B	M	Weight
CA.WST.10	10	21	X	23 g
CA.WST.14	14	24		31 g
CA.WST.20	20	28		36 g

CA.04 WSL.U

L/X/JU

. Universal Long Angle Clamp

. Staffa universale

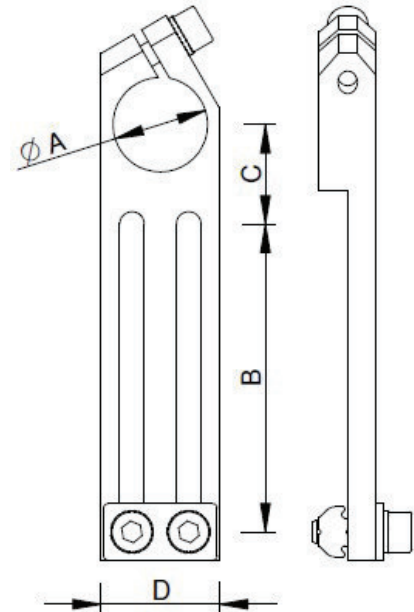
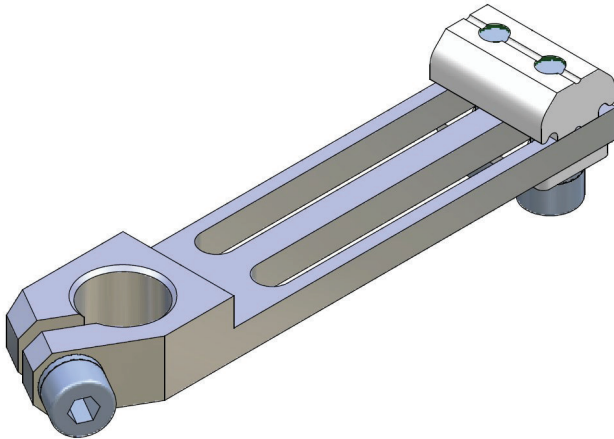


Table / Tabella

M = Suitable for Profiles
Applicabile ai profili

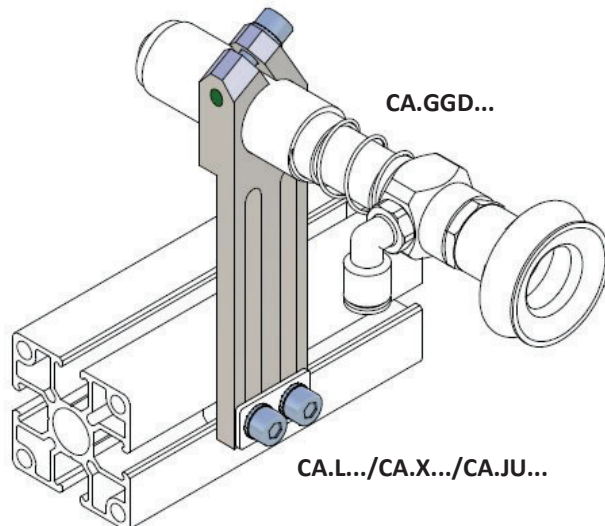
Remarks / Osservazioni:

Material / Materiale :
Aluminium / Alluminio

Surface: Silver anodized
Superficie: Argento anodizzato

Article no.	A	B	C	D	M	Weight
CA.WSL.1040.U.L	10	40	17.5	16	L	23 g
CA.WSL.1040.U.X					X	
CA.WSL.1440.U.L	14	50	19	20	L	32 g
CA.WSL.1440.U.X					X	33 g
CA.WSL.1450.U.X		70	21	25	X/JU	39 g
CA.WSL.2060.U.X	20	65	21	25	X/JU	58 g
CA.WSL.2070.U.X		70	25.5	25	JU	64 g
CA.WSL.2070.U.JU		30	30	35		67 g
CA.WSL.3070.U.JU	30	30	30	35		118 g

Application example / Esempio applicativo



CA.04 WSL.G

X/JU

. Long Angle Clamp With Ball joint

. Staffa con Sfera

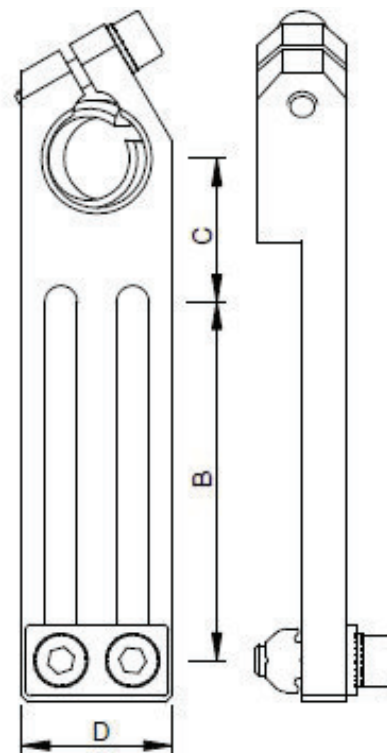
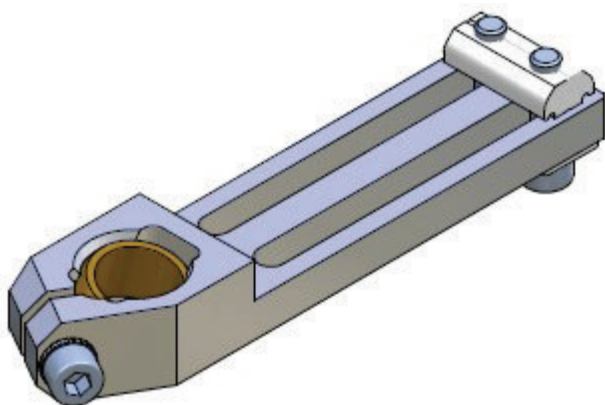


Table / Tabella

M = Suitable for Profiles
Applicabile ai profili

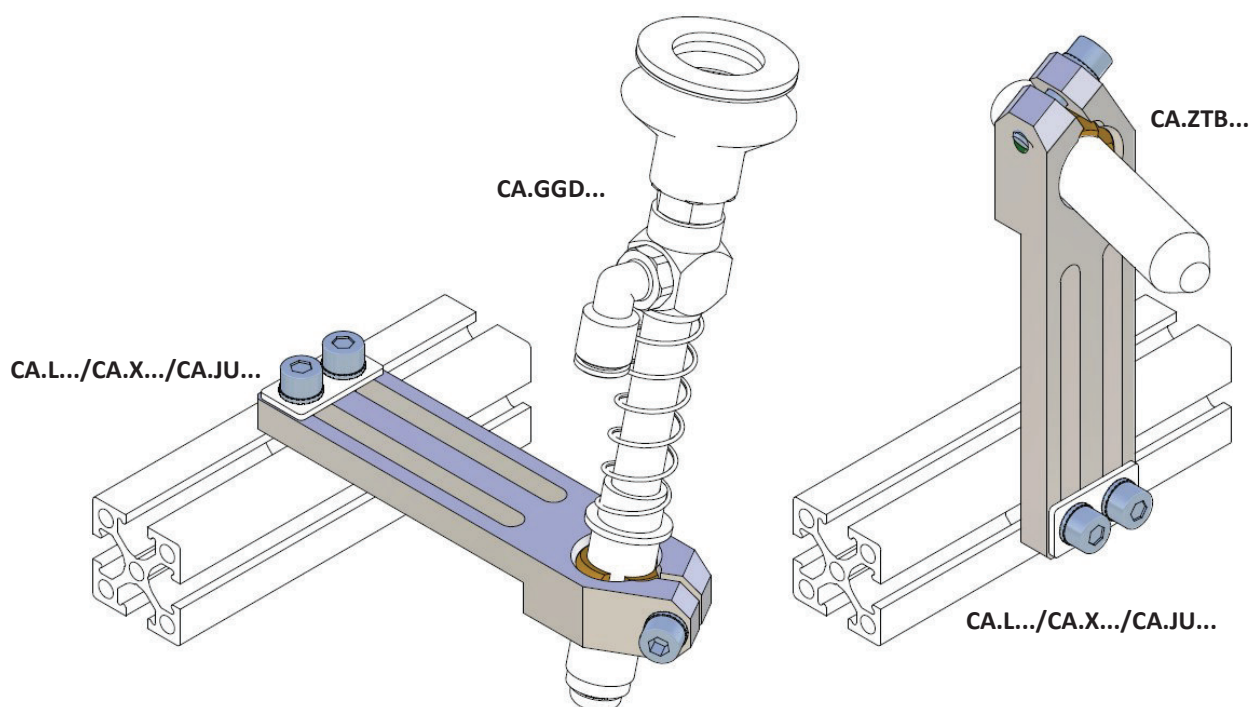
Remarks / Osservazioni:

Material / Materiale :
Aluminium / Alluminio

Surface: Silver anodized
Superficie: Argento anodizzato

Article no.	A	B	C	D	G°	M	Weight
CA.WSL.1050.G.X	10	50	20	20	0°-13°	X	51 g
CA.WSL.1460.G.X	14	60		25	0°-17°		78 g
CA.WSL.2060.G.X	20		29	35	0°-19°	X/JU	159 g

Application examples / Esempi applicativi



CA.04 WSL.GA

L/X/JU

. Long Angle Clamp - Swivel Head

. Staffa Snodata

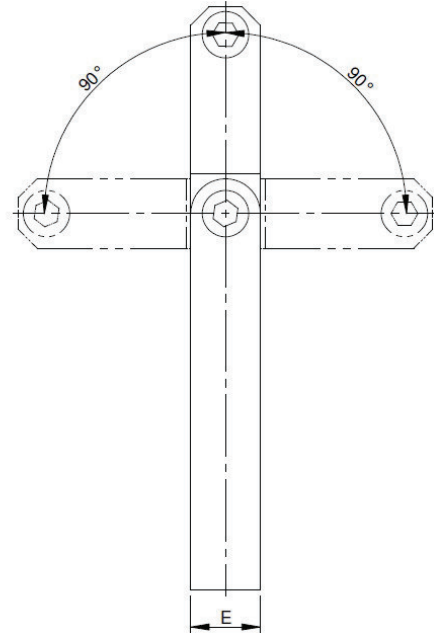
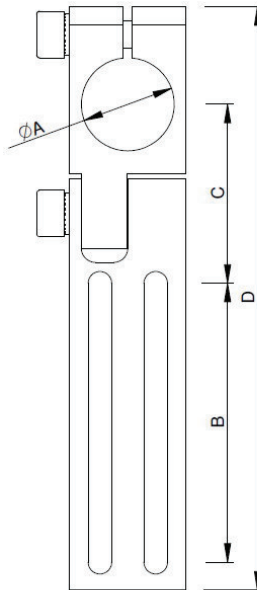
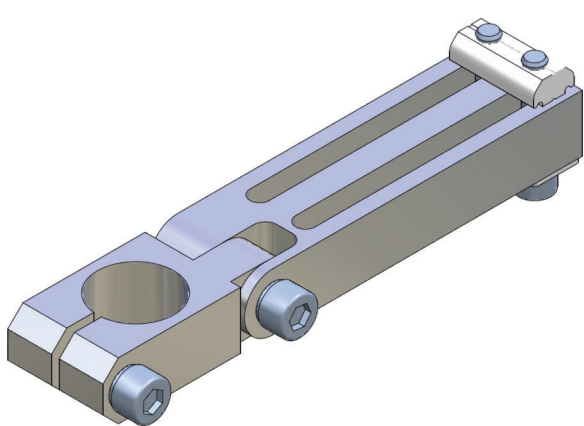


Table / Tabella

M = Suitable for Profiles
Applicabile ai profili

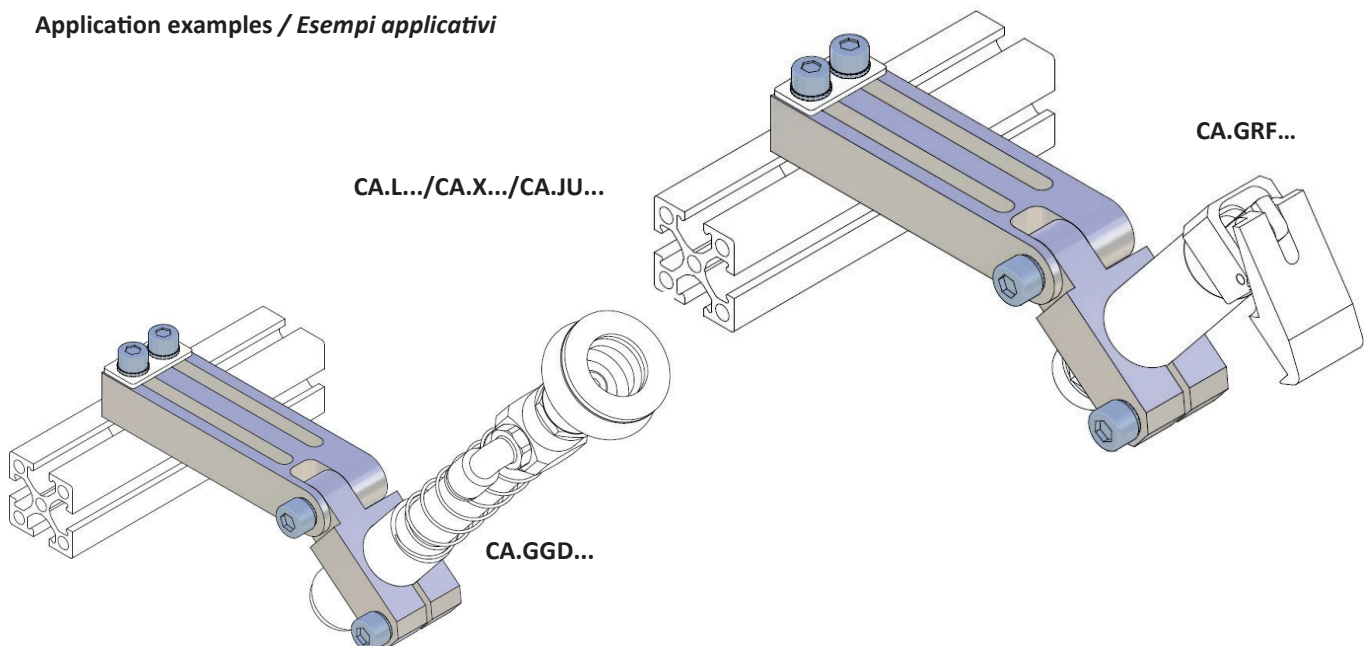
Article no.	A	B	C	D	E	M	Weight
CA.WSL.GA.10.X	10	40	32	93	10	L/X	57 g
CA.WSL.GA.14.X	14		33	96		X	
CA.WSL.GA.20.X	20	60	38.5	125.5	15	X/JU	118 g
CA.WSL.GA.30.X	30	82	53	168.5	20	JU	261 g

Remarks / Osservazioni:

Material / Materiale :
Aluminium / Alluminio

Surface: Silver anodized
Superficie: Argento anodizzato

Application examples / Esempi applicativi



CA.04 WSL.KG

X/JU

. Long Angle Clamp Swivel Head and Ball Joint

. Staffa Snodata con Sfera

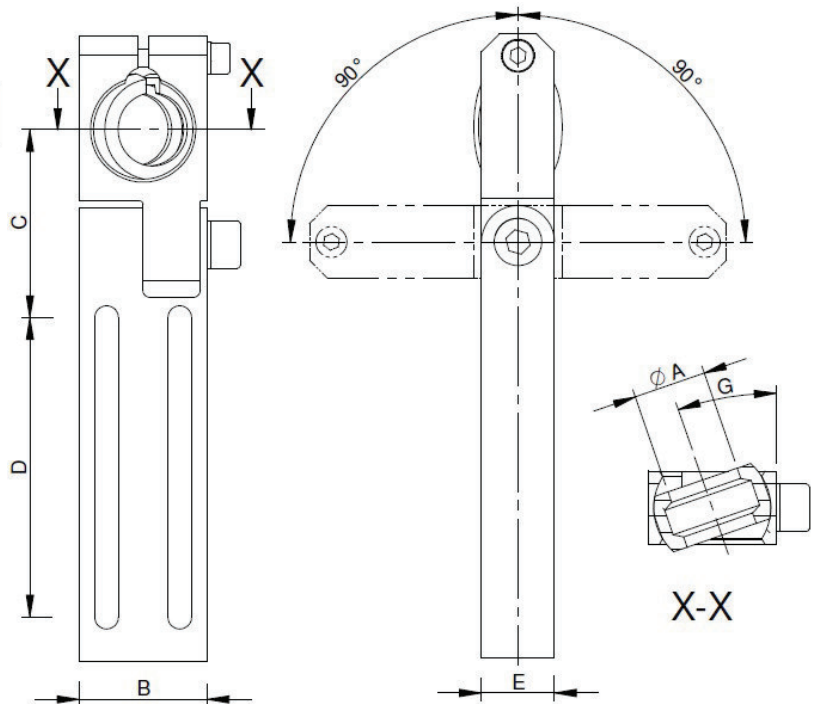
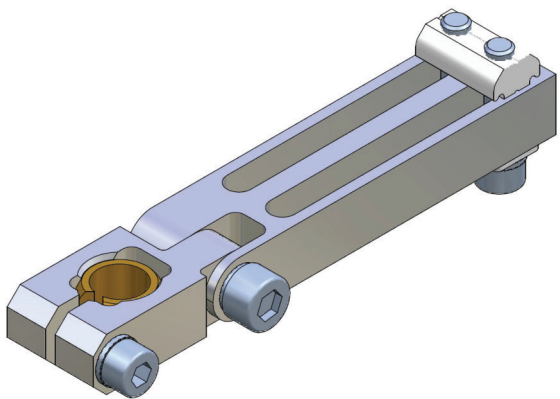


Table / Tabella

M = Suitable for Profiles
Applicabile ai profili

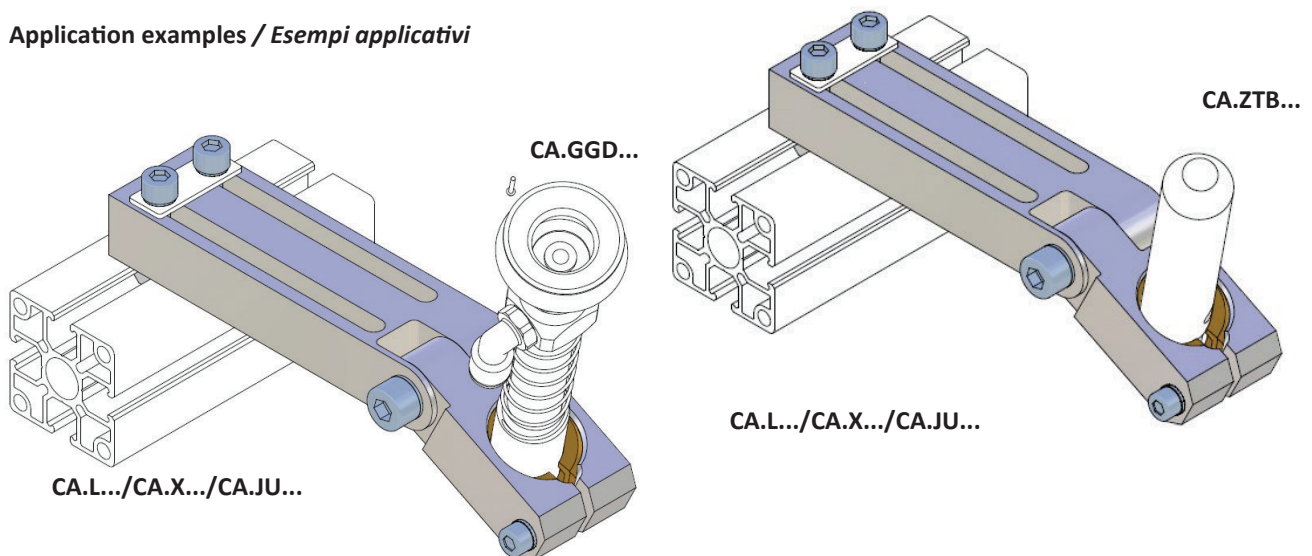
Remarks / Osservazioni:

Material / Materiale :
Aluminium / Alluminio

Surface: Silver anodized
Superficie: Argento anodizzato

Article no.	A	B	C	D	E	G°	M	Weight
CA.WSL.KG.X.10	10	20	32.5	50	12	0°-13°	X	78 g
CA.WSL.KG.X.14	14	25	39.5	60	15	0°-17°		117 g
CA.WSL.KG.JU.20	20	35	51.5	82	20	0°-19°	X/JU	320 g

Application examples / Esempi applicativi



CA.04.20

X/JU

. Mounting Bracket

. Staffa Passaparete

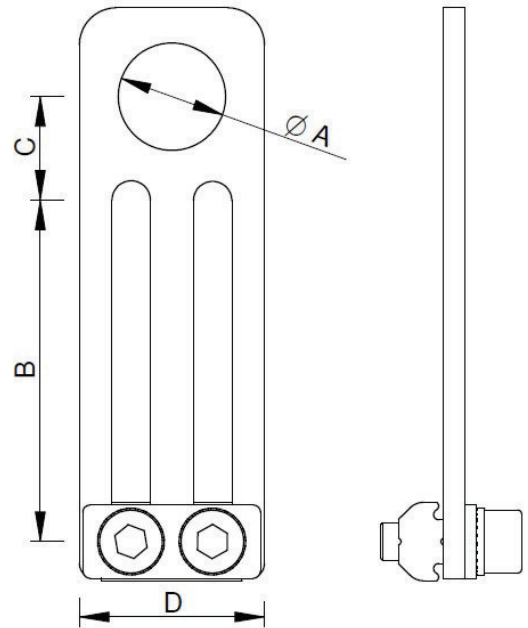
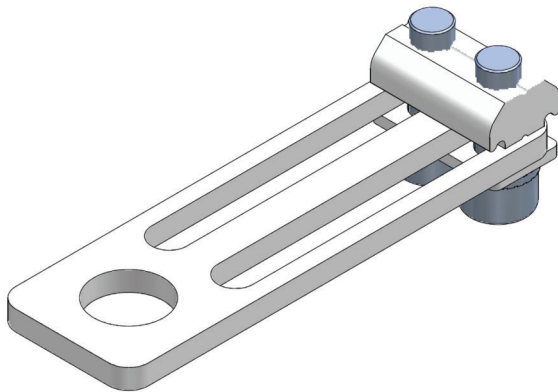


Table / Tabella

M = Suitable for Profiles
Applicabile ai profili

Remarks / Osservazioni:

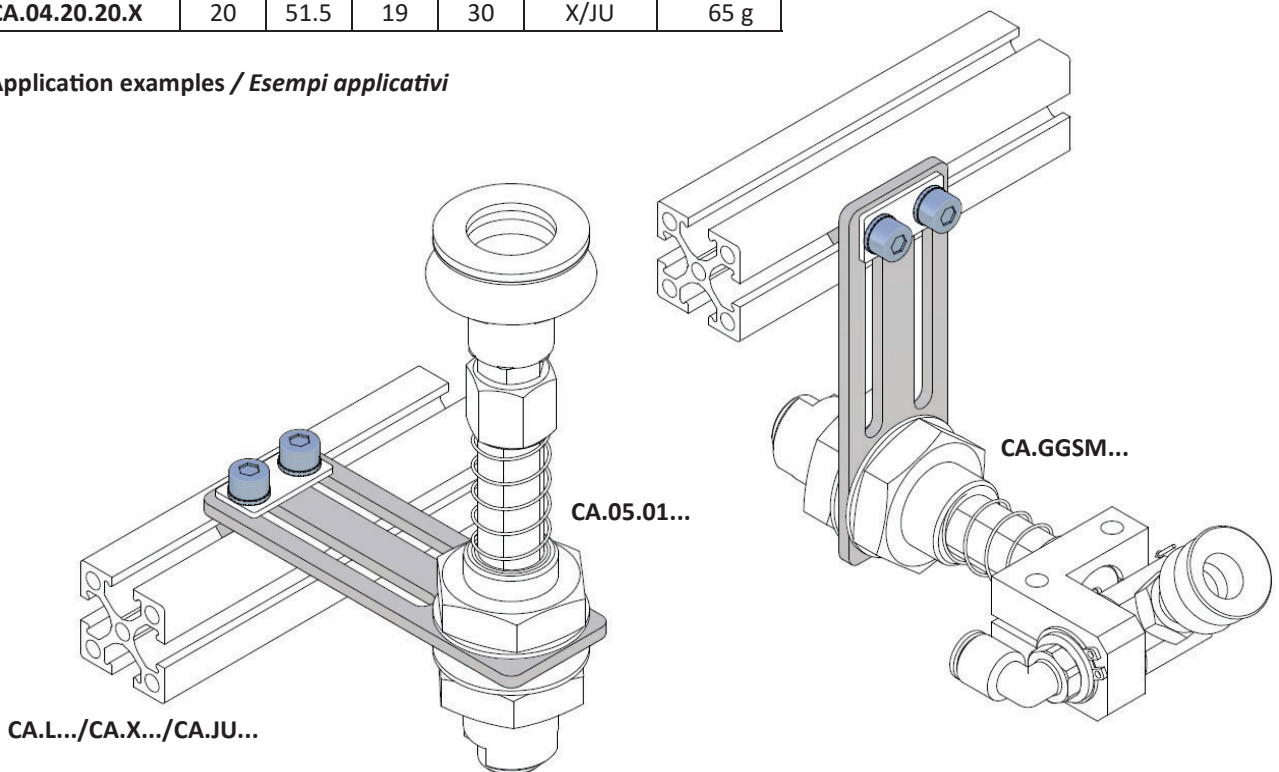
Material / Materiali:

Surface: Steel galvanized
Superficie: Acciaio zincato

Article no.	A	B	C	D	M	Weight
CA.04.20.10.X	10	40	11	20	X	35 g
CA.04.20.12.X	12					
CA.04.20.14.X	14	46	14	25	X/JU	47 g
CA.04.20.20.X	20	51.5	19	30	X/JU	65 g

CA.L.../CA.X.../CA.JU...

Application examples / Esempi applicativi



CA.04 SCM

X/JU

. Short Mounting bracket

. Staffa Corta Passaparete

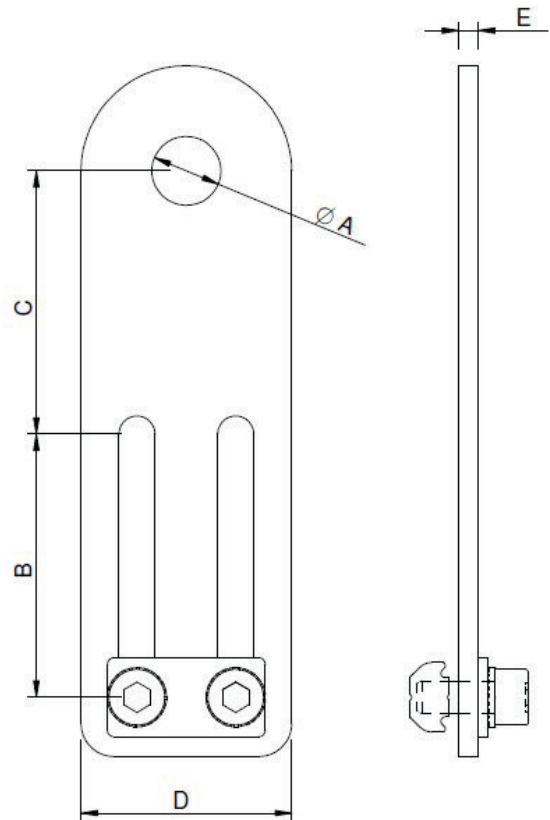
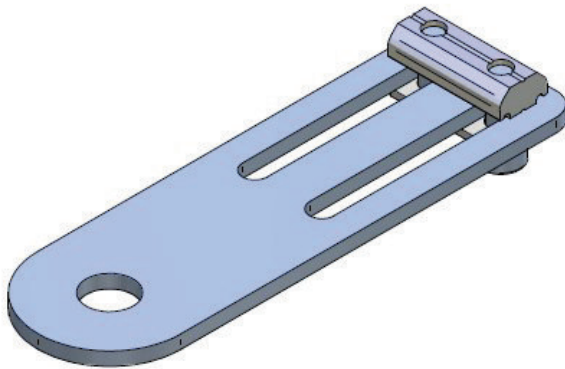


Table / Tabella

M = Suitable for Profiles
Applicabile ai profili

Remarks / Osservazioni:

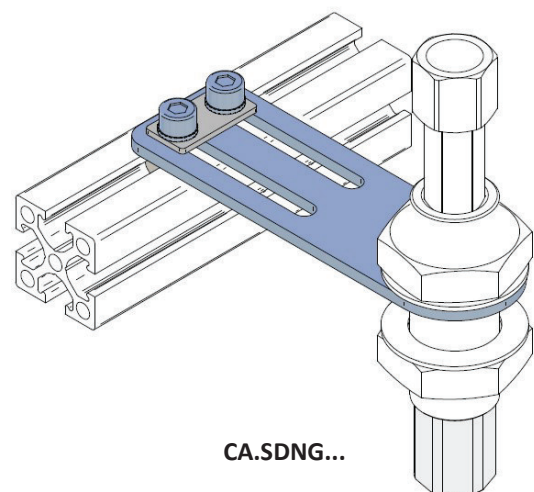
Material / Materiali:

Surface: Steel galvanized
Superficie: Acciaio zincato

Article no.	A	B	C	D	E	M	Weight
CA.SCM.10.X	10.5	40	40	32	3	X	84 g
CA.SCM.12.X	12.5						83 g
CA.SCM.14.X	14.5					X/JU	82 g
CA.SCM.20.X	20.5						78 g

Application example / Esempio applicativo

CA.L.../CA.X.../CA.JU...



CA.SDNG...

CA.04.02

X/JU

. Long Angle Clamp

. Staffa Lunga

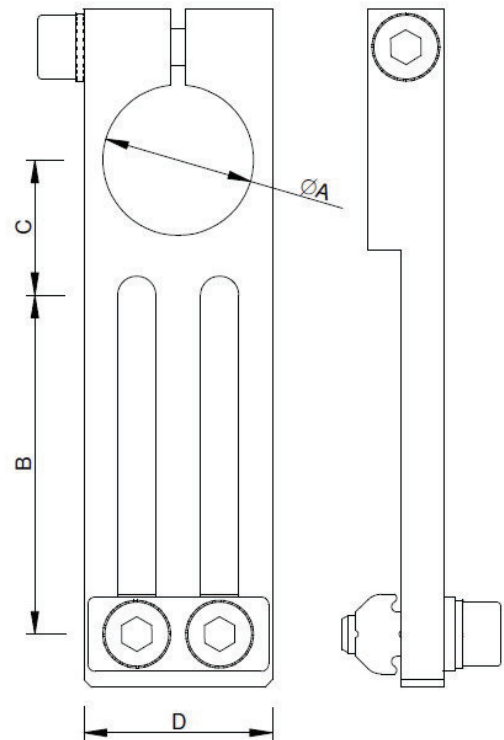
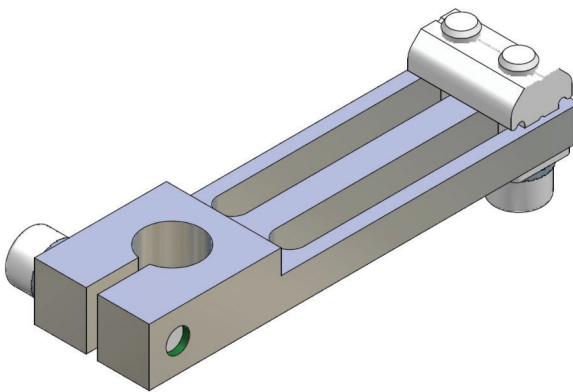


Table / Tabella

M = Suitable for Profiles
Applicabile ai profili

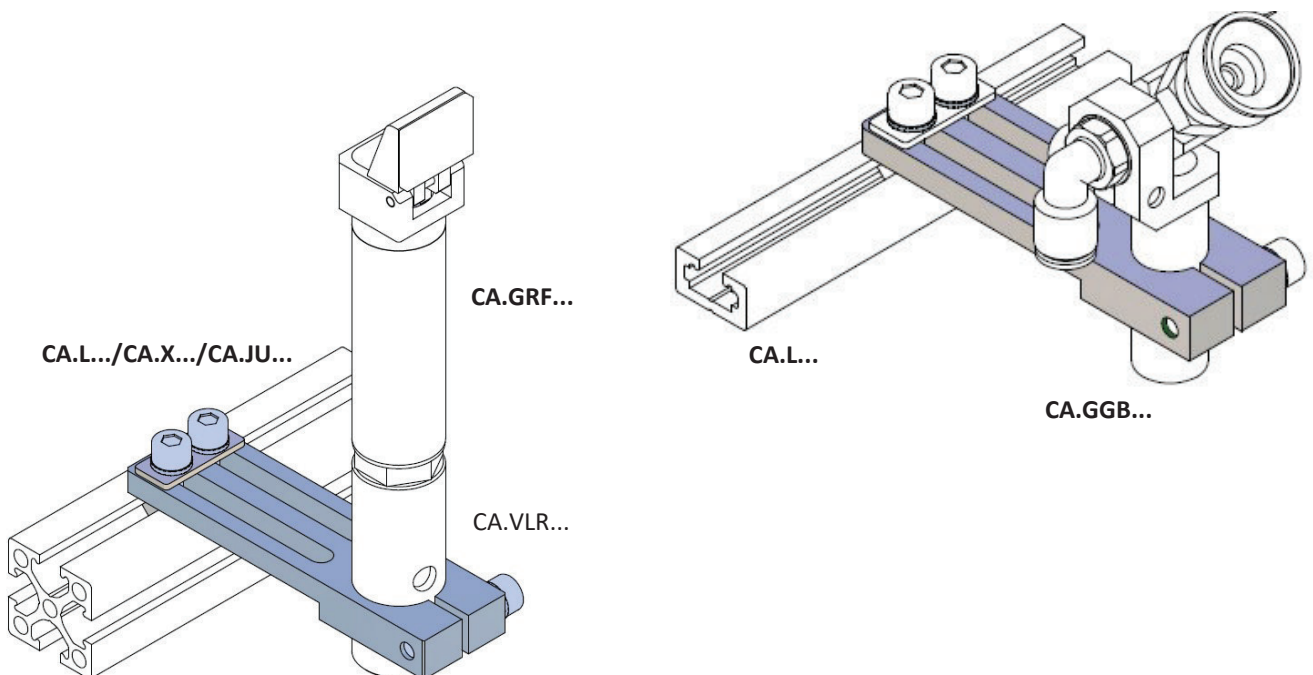
Remarks / Osservazioni:

Material / Materiale :
Aluminium / Alluminio

Surface: Silver anodized
Superficie: Argento anodizzato

Article no.	A	B	C	D	M	Weight
CA.04.02.10.X	10	40	15.5	20	X	41 g
CA.04.02.14.X	14	45	16.5	25		53 g
CA.04.02.20.X	20		18		X/JU	51 g
CA.04.02.30.X	30	70	34	35	JU	128 g

Application examples / Esempi applicativi



CA.04 WSL.VU

L/X/JU

. Long Angle Clamp Heavy Duty

. Staffa rinforzata

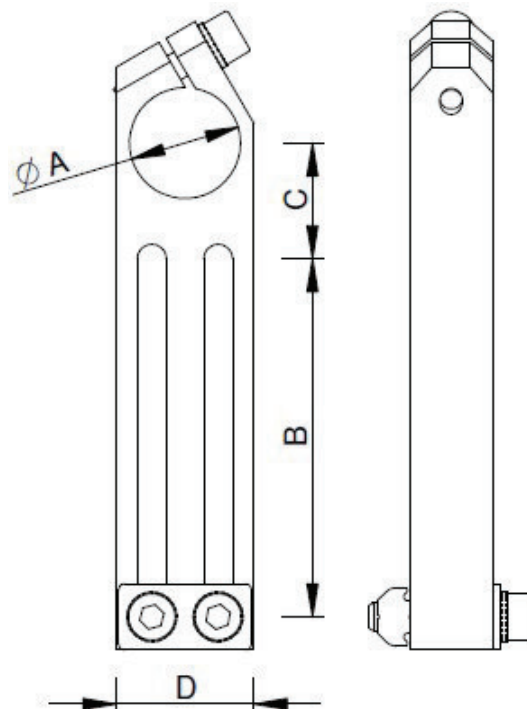
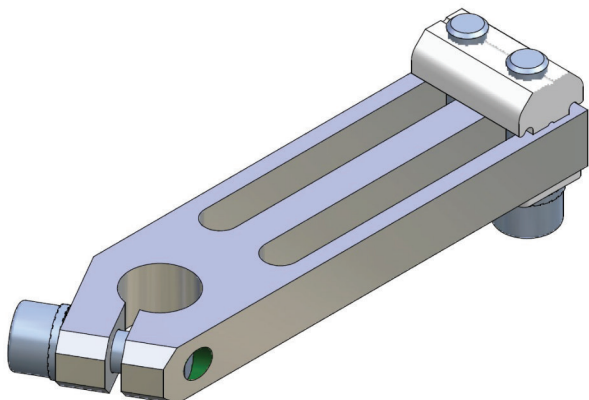


Table / Tabella

M = Suitable for Profiles
Applicabile ai profili

Article no.	A	B	C	D	M	Weight
CA.WSL.1040.VU.X	10	40	15	20	L	41 g
CA.WSL.1060.VU.X		60			L/X	48 g
CA.WSL.1080.VU.X		80			L/X	49 g
CA.WSL.1440.VU.X	14	40	19	25	X	38 g
CA.WSL.1450.VU.X		50	22			59 g
CA.WSL.2060.VU.X	20	65	21	25	X/JU	94 g
CA.WSL.2070.VU.X		70	25.5		JU	93 g
CA.WSL.2080.VU.X		80				98 g
CA.WSL.2570.VU.X	25	70	21	30	JU	120 g
CA.WSL.3060.VU.J	30	60	30	35		188 g
CA.WSL.3070.VU.J		70				200 g

Remarks / Osservazioni:

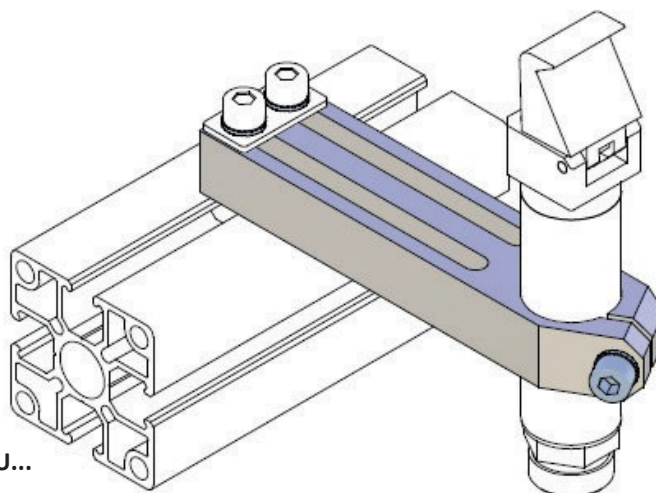
Material / Materiale :
Aluminium / Alluminio

Surface: Silver anodized
Superficie: Argento anodizzato

CA.GRF...

Application example / Esempio applicativo

CA.L/CA.X./CA.JU...

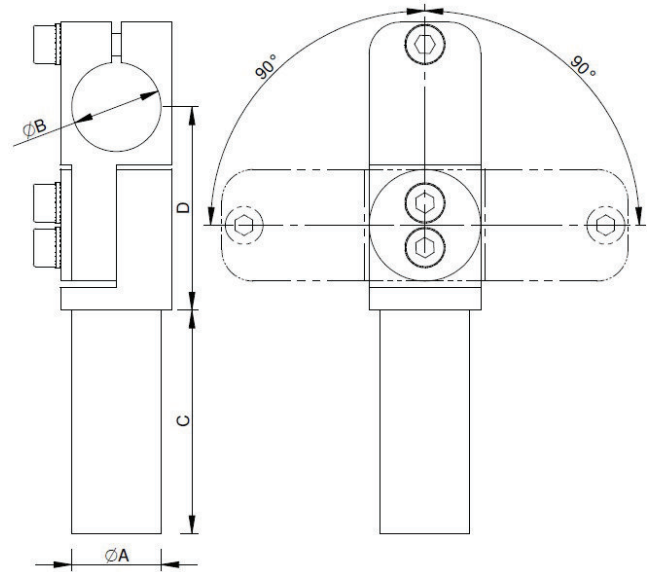
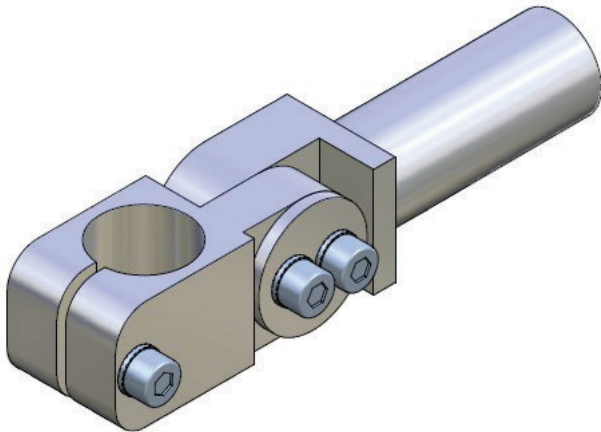


CA.04 GVR

. Elbow Gripper Arm

Ø 10-14-20-30

. Giunto Supporto Orientabile



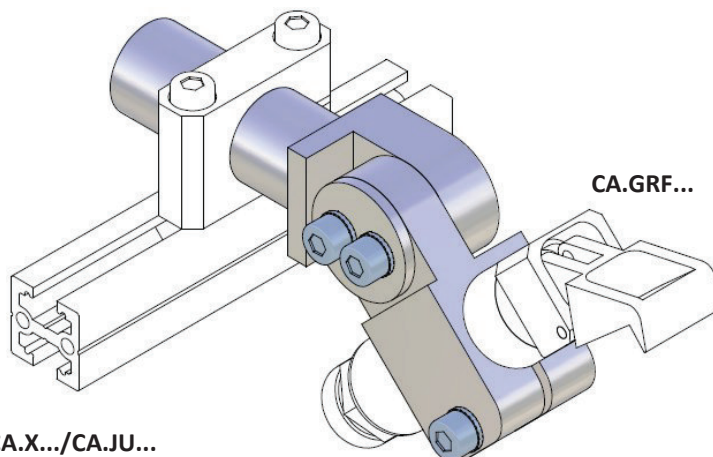
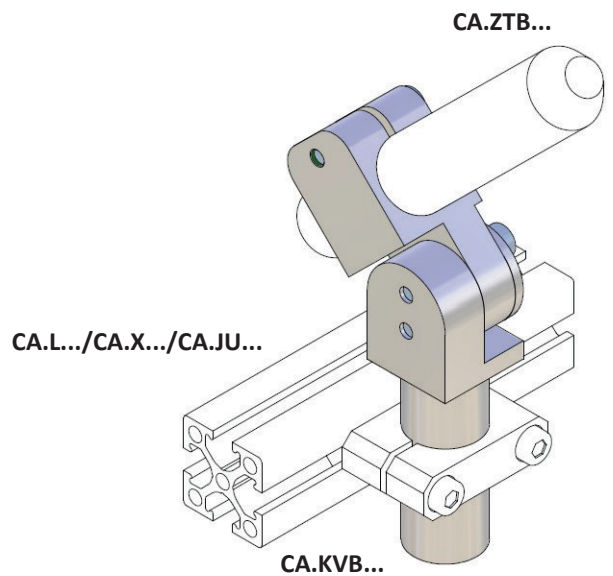
Remarks / Osservazioni:

Material / Materiale :
Aluminium / Alluminio

Surface: Silver anodized
Superficie: Argento anodizzato

Article no.	A	B	C	D	Weight
CA.GVR.1010.30	10	10	30	30	27 g
CA.GVR.1010.60			60		31 g
CA.GVR.1010.90			90		37 g
CA.GVR.1414.40	14	14	40	36	56 g
CA.GVR.1414.80			80		66 g
CA.GVR.1414.120			120		83 g
CA.GVR.2020.50	20	20	50	45.5	111 g
CA.GVR.2020.100			100		127 g
CA.GVR.2020.150			150		169 g
CA.GVR.3030.80	30	30	80	60	302 g
CA.GVR.3030.140			140		394 g
CA.GVR.3030.200			200		509 g

Application examples / Esempi applicativi

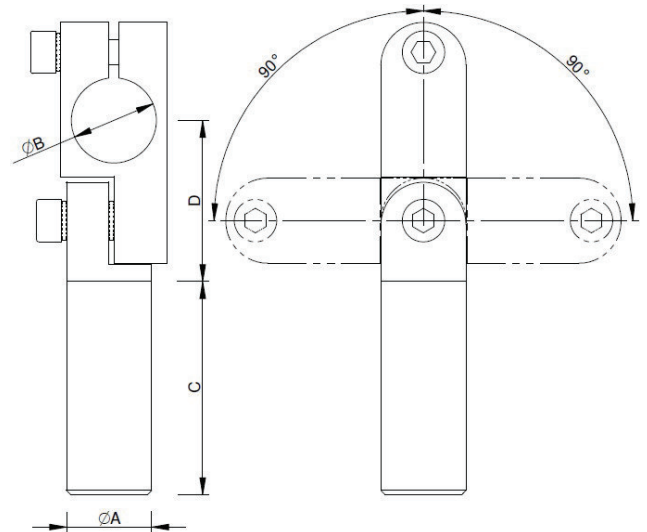
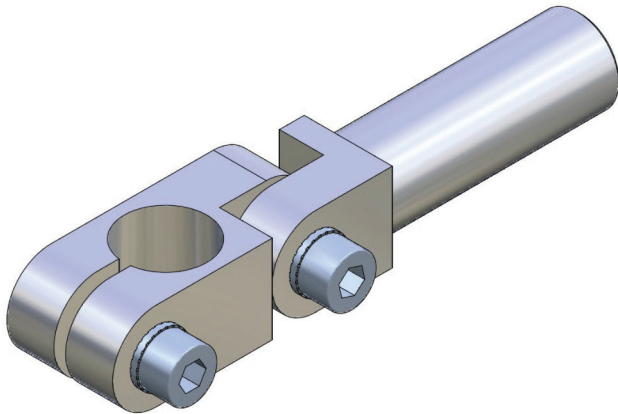


CA.04 GLA

Ø 10-14-20-30

. Elbow gripper arm

. Giunto Supporto Orientabile



Remarks / Osservazioni:

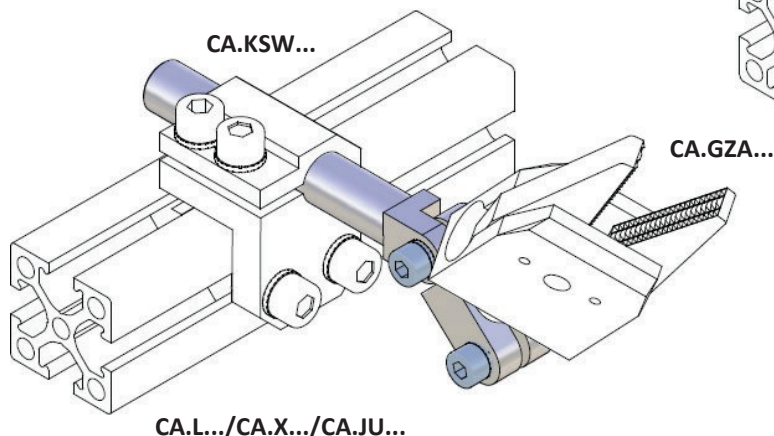
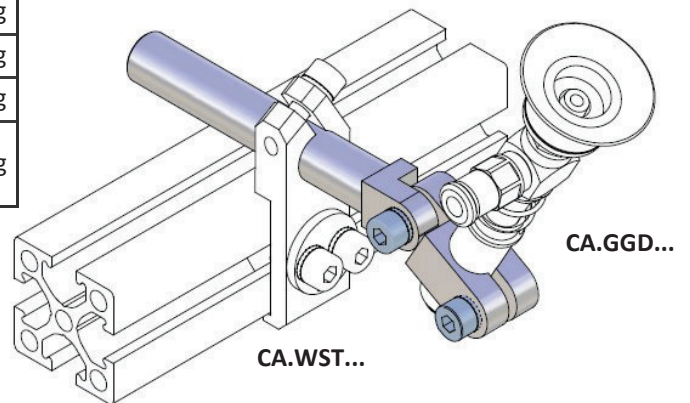
Material / Materiale :
Aluminium / Alluminio

Surface: Silver anodized
Superficie: Argento anodizzato

Article no.	A	B	C	D	Weight
CA.GLA.1010.30	10	10	30	22	17 g
CA.GLA.1010.60			60		21 g
CA.GLA.1010.90			90		28 g
CA.GLA.1414.40	14	14	40	30	43 g
CA.GLA.1414.80			80		51 g
CA.GLA.1414.120			120		70 g
CA.GLA.2020.50	20	20	50	38	99 g
CA.GLA.2020.100			100		106 g
CA.GLA.2020.150			150		165 g
CA.GLA.2030	20	30	100	47	315 g
CA.GLA.3030	30			52.5	

Application examples / Esempi applicativi

CA.L.../CA.X.../CA.JU...



CA.04 KSW

L/X/JU

. Clamp angle

. Staffa Angolare

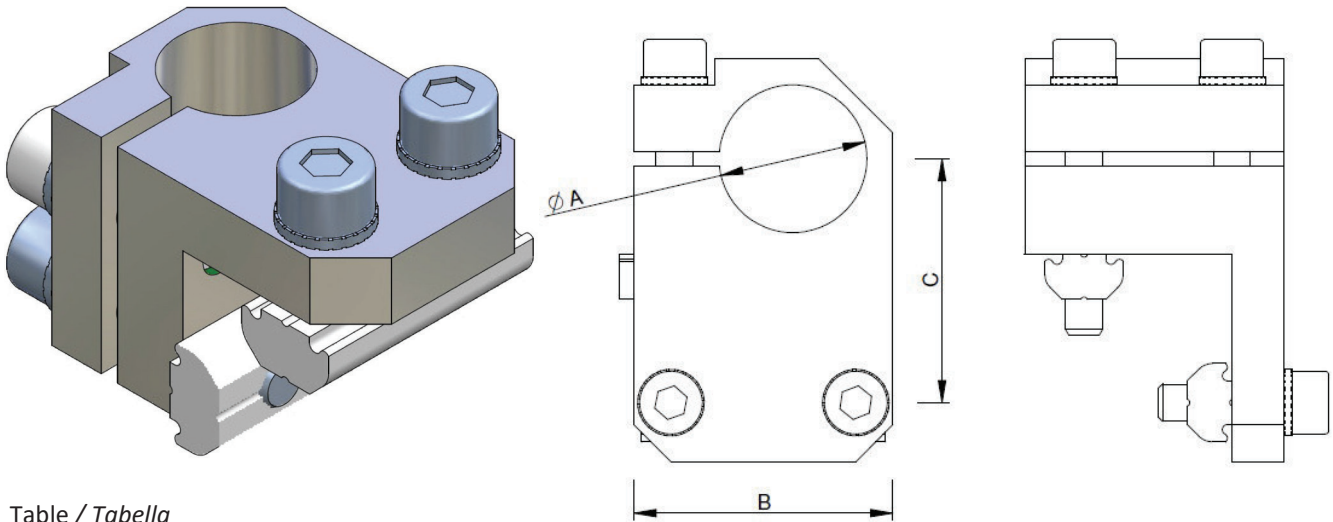


Table / Tabella

M = Suitable for Profiles
Applicabile ai profili

Remarks / Osservazioni:

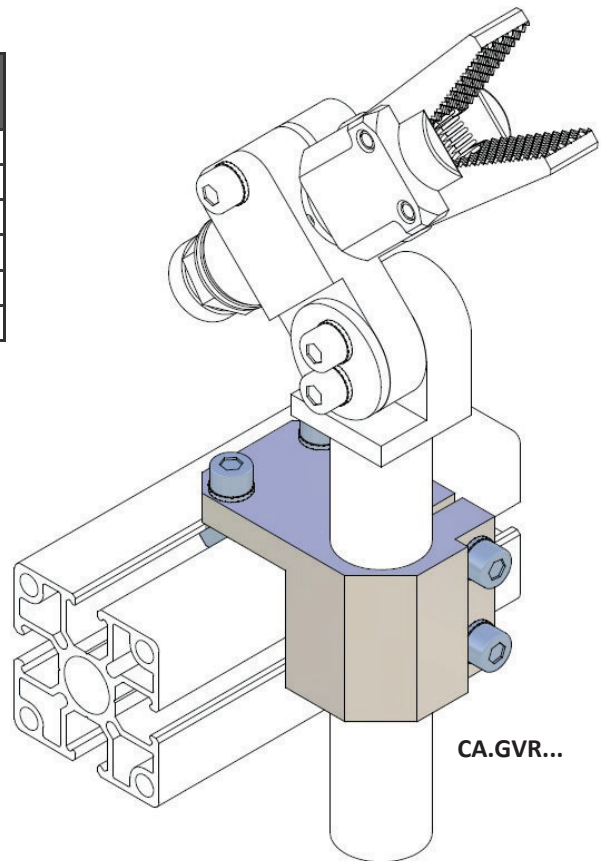
Material / Materiale :
Aluminium / Alluminio

Surface: Silver anodized
Superficie: Argento anodizzato

Article no.	A	B	C	M	Weight
CA.KSW.10.L	10	20	16,5	L	27 g
CA.KSW.10.X			19.5	X	56 g
CA.KSW.14.X	14	25	21.5		59 g
CA.KSW.20.X	20	32	24.5		80 g
CA.KSW.20.JU			35	33	103 g
CA.KSW.30.JU	30	45	39	JU	148 g

Application example / Esempio applicativo

CA.L.../CA.X.../CA.JU...

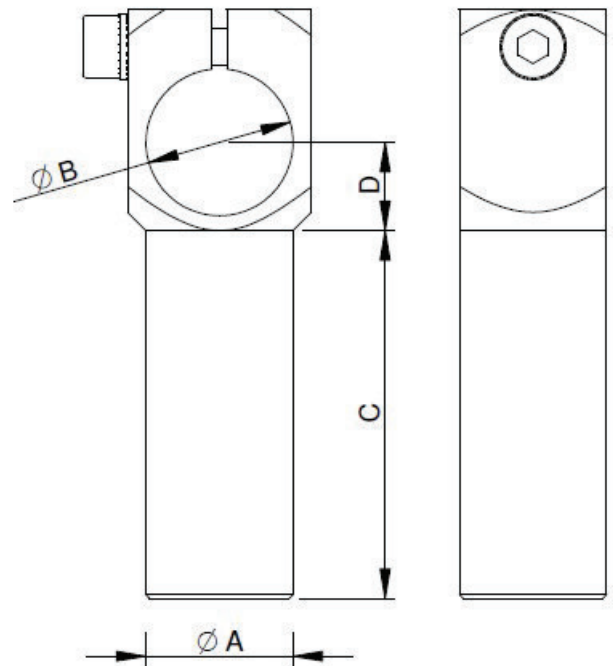
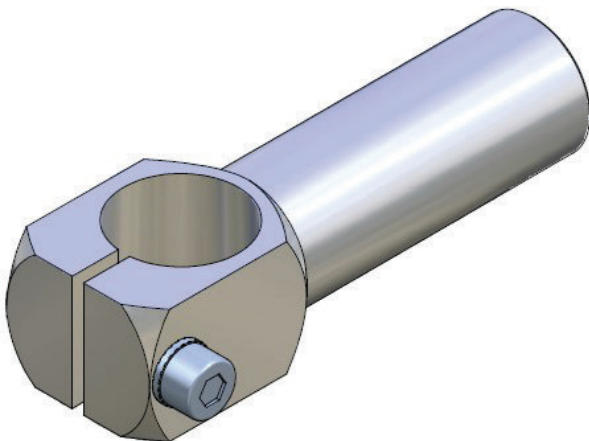


CA.04 WKA

. Angle gripper arm

Ø 10-14-20-30

. Giunto Fisso ad Angolo

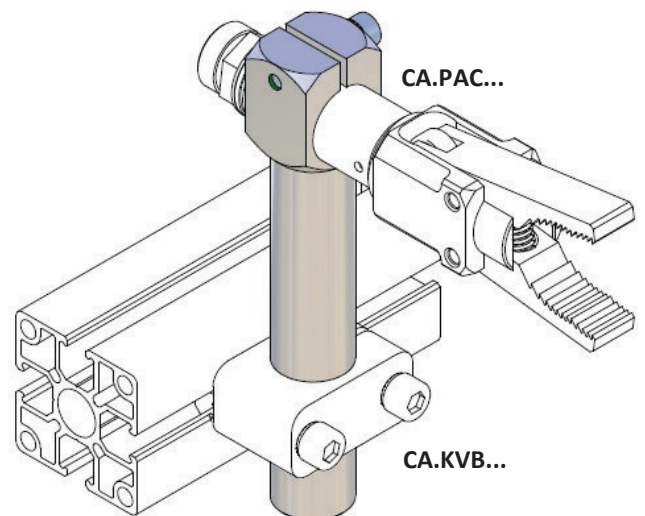


Remarks / Osservazioni:

Material / Materiali:
Aluminium / Alluminio

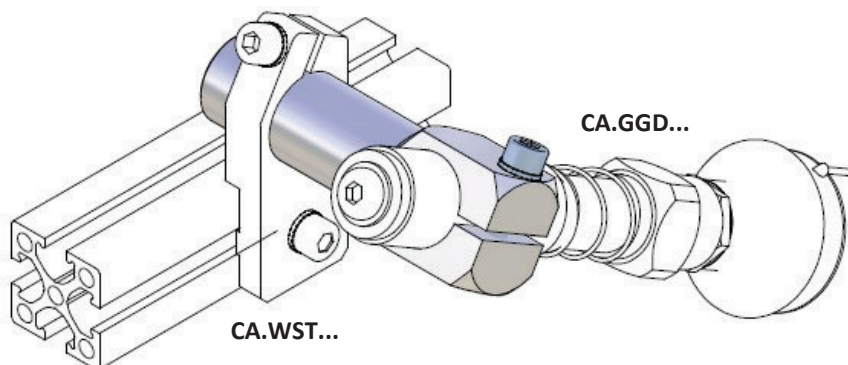
Surface: Silver anodized
Superficie: Argento anodizzato

Article no.	A	B	C	D	Weight
CA.WKA.10.10.30	10	10	30	8	13 g
CA.WKA.10.10.60			60		17 g
CA.WKA.10.10.90			90		22 g
CA.WKA.14.14.40	14	14	40	10	35 g
CA.WKA.14.14.80			80		48 g
CA.WKA.14.14.120			120		47 g
CA.WKA.20.20.50	20	20	50	12	78 g
CA.WKA.20.20.100			100		96 g
CA.WKA.20.20.150			150		136 g
CA.WKA.30.30.80	30	30	80	17	178 g
CA.WKA.30.30.140			140		278 g
CA.WKA.30.30.200			200		



Application examples / Esempi applicativi

CA.L.../CA.X.../CA.JU...



CA.L.../CA.X.../CA.JU...

CA.04 ZTB

. Centering pin

Ø 10-14-20-30

. Centratori

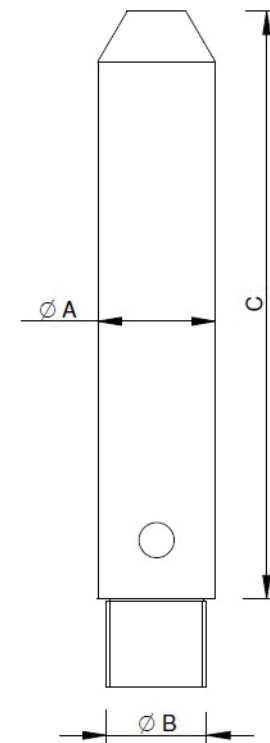



Table / Tabella

M = Suitable for...
Applicabile a...

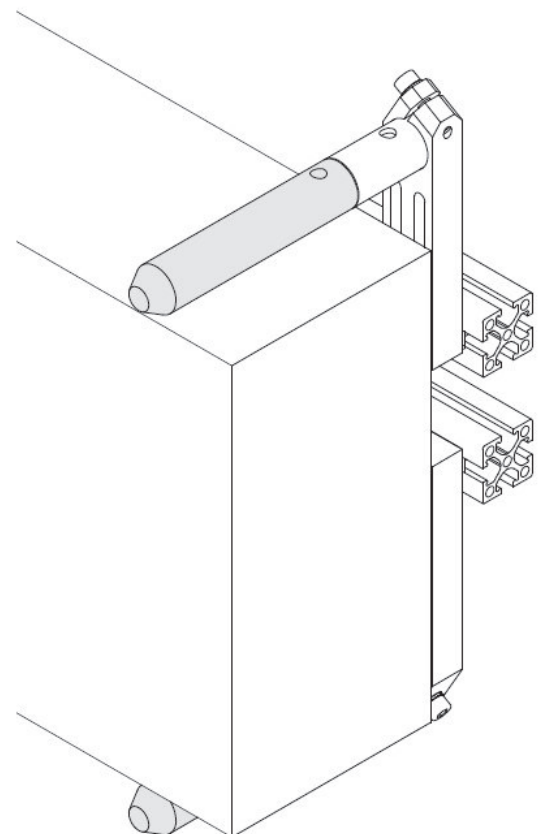
Remarks / Osservazioni:

Centering pin made of POM
Thread D2 allows the ZTB to connect to a VLR extension tube

*I centratori sono fatti di POM
Il filetto B permette al ZTB di collegarsi ad una prolunga VLR*

Material / Materiale:
POM

Application example / Esempio applicativo



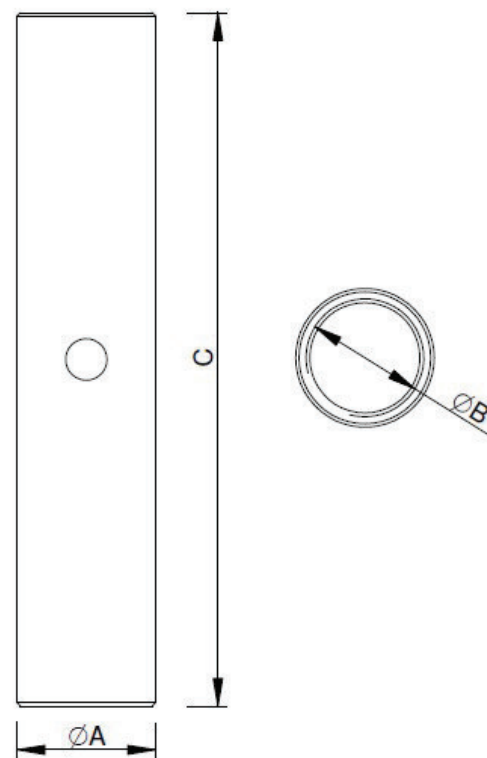

Article no.	A	B	C	M	Weight
CA.ZTB.1040	10	M8X1	40	CA.VLR.10	5 g
CA.ZTB.1060			60		7 g
CA.ZTB.1460	14	M12X1	80	CA.VLR.14	16 g
CA.ZTB.1480			80		18 g
CA.ZTB.20100	20	M17X1	100	CA.VLR.20	47 g
CA.ZTB.30100	30		100		104 g

CA.04 VLR

Ø 10-14-20-30

. Extension tube

. Prolunga



Remarks / Osservazioni:

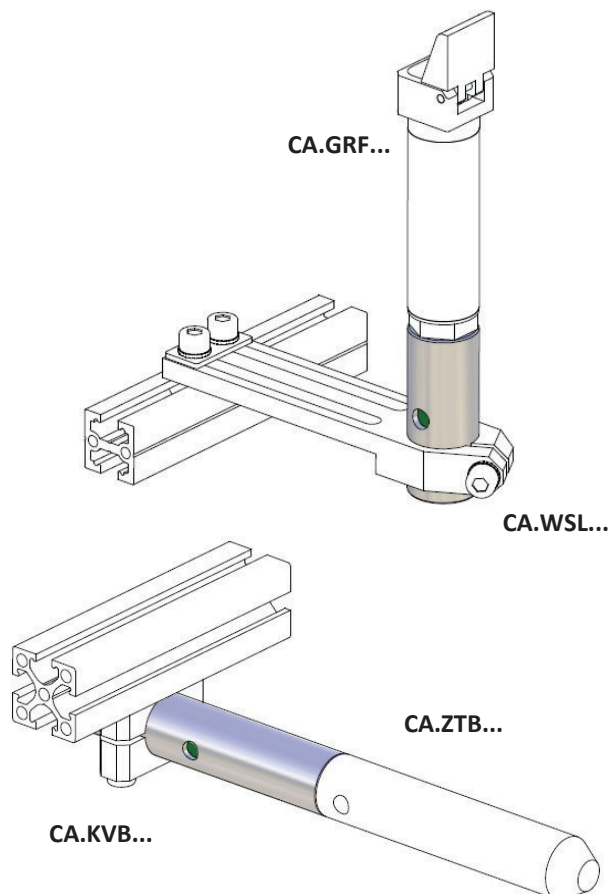
Extension tubes are compatible with:
CA.ZTB - CA.GRF - CA.PAC - CA.APG - CA.GRZ - CA.PMA

Le prolunghe sono compatibili con:
CA.ZTB - CA.GRF - CA.PAC - CA.AGP - CA.GRZ - CA.PMA

Material / Materiale :
Aluminium / Alluminio
Surface: Silver anodized
Superficie: Argento anodizzato

Application examples / Esempi applicativi

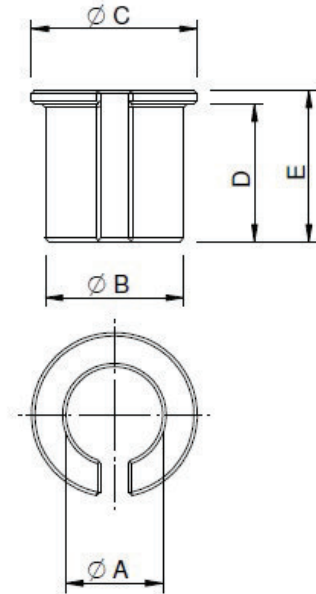
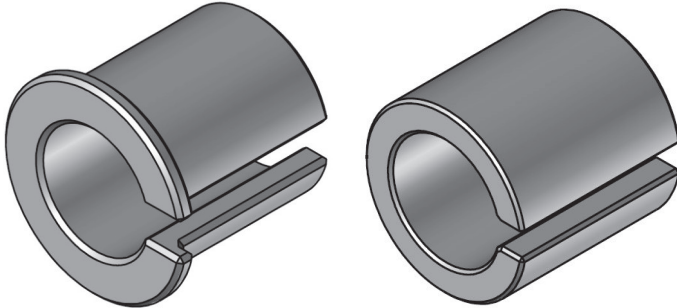
Article no.	A	B	C	Weight
CA.VLR.10.30	10	M8X1	30	3 g
CA.VLR.10.60			60	6 g
CA.VLR.10.90			90	10 g
CA.VLR.14.40	14	M12X1	40	6 g
CA.VLR.14.80			80	13 g
CA.VLR.14.120			120	19 g
CA.VLR.20.50	20	M17X1	50	15 g
CA.VLR.20.100			100	31 g
CA.VLR.20.150			150	46 g
CA.VLR.30.80	30	M27X1	80	38 g
CA.VLR.30.140			140	67 g
CA.VLR.30.200			200	97 g



CA.04 RID

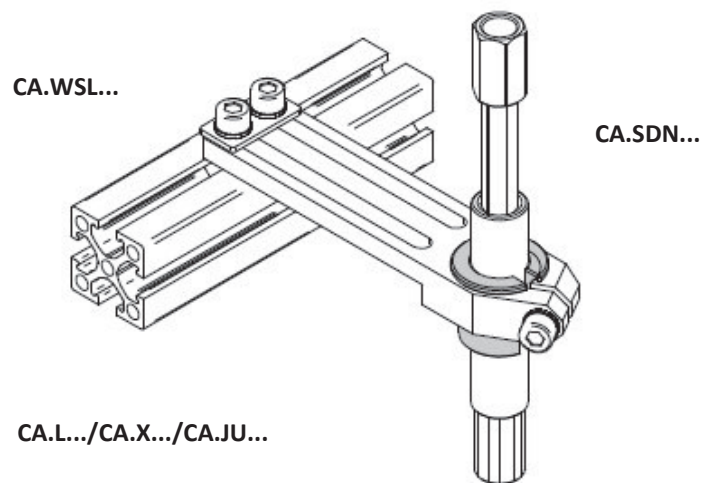
. Reducer

. Riduzione



Article no.	A	B	C	D	E	Weight
CA.RID.1410	10	14	18	14	16	4 g
CA.RID.2014	14	20	24	20	22	9 g
CA.RID.3020	20	30	30	30	30	30 g

Application example / Esempio applicativo



Notes/Note

Lined area for taking notes, consisting of multiple horizontal lines.

CA.05 SMN

Ø 14 - 20

. Smooth-body non-rotative suspension

. Sospensione anti-Rotazionale

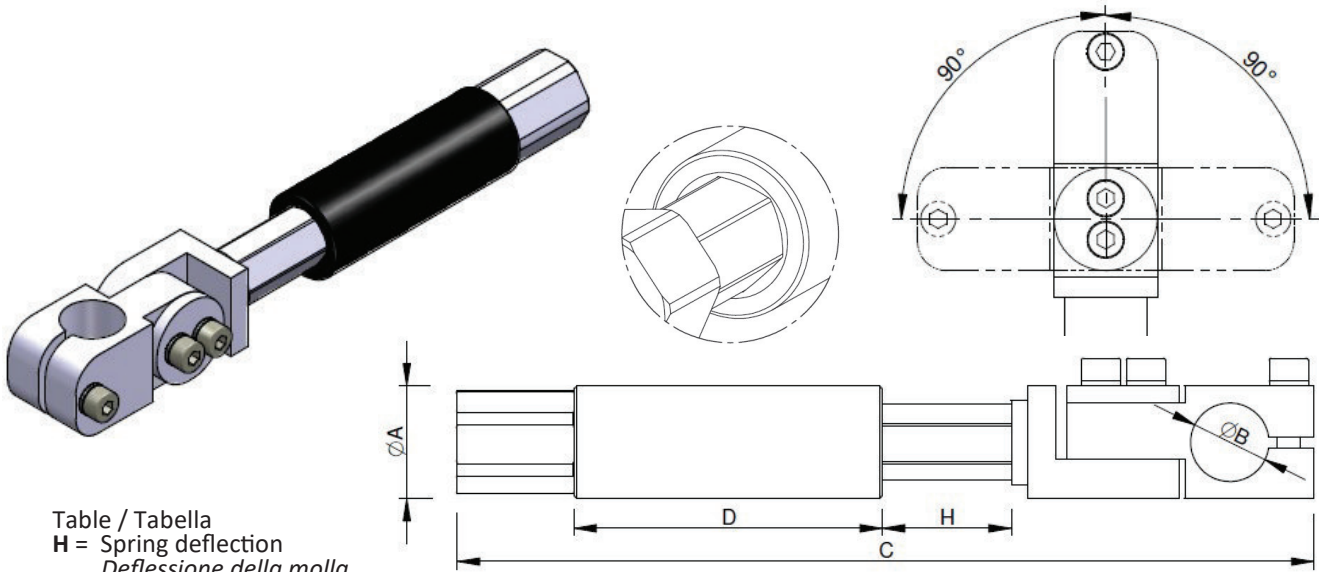


Table / Tabella
H = Spring deflection
Deflessione della molla

Remarks / Osservazioni:

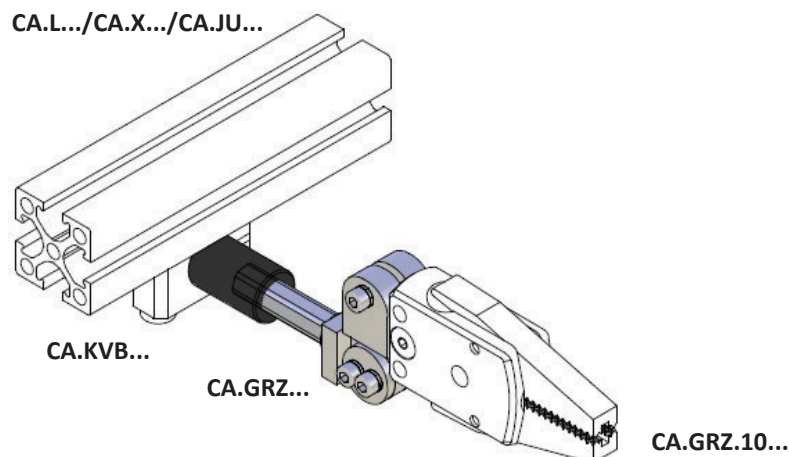
Material: Aluminium
Materiale: Alluminio

Guide (Tube and shaft) hard coated
Guida (Tubo e Asta) fortemente protetta

Non rotational
Anti-Rotazionale

Article no.	A	B	C	D	H	Weight
CA.SMN.142010	14	10	129	42	20	43 g
CA.SMN.143510			160	60	35	50 g
CA.SMN.202514	20	14	150	55	25	95 g
CA.SMN.202520		20	163.5			103 g
CA.SMN.205014		14	208	82.5	50	100 g
CA.SMN.205020		20	221.5			109 g

Application examples / Esempi applicativi



CA.05 SMNG

Ø 14 - 20

. Threaded-body non-rotative suspension

. Sospensione Anti-Rotazionale Filettata

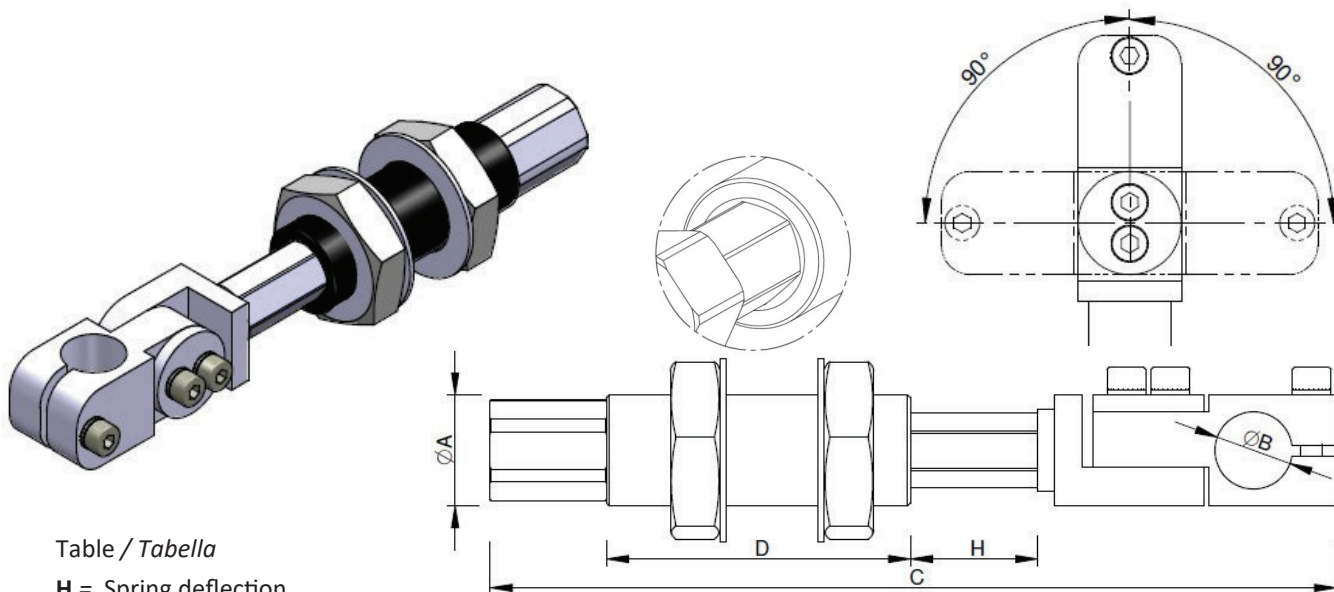


Table / Tabella

H = Spring deflection
Deflessione della molla

Remarks / Osservazioni:

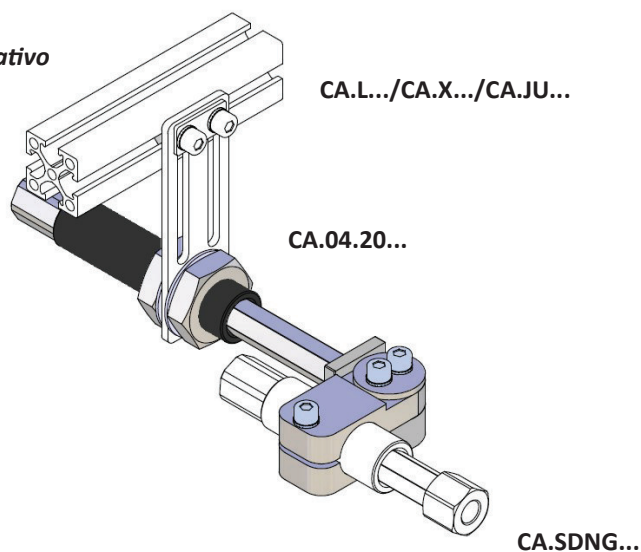
Material: Aluminium
Materiale: Alluminio

Guide (Tube and shaft) hard coated
Guida (Tubo e Asta) fortemente protetta

Non rotational
Anti-Rotazionale

Article no.	A	B	C	D	H	Weight
CA.SMNG.142010	M14x1.5	10	129	42	20	55 g
CA.SMNG.143510			160	60	35	61 g
CA.SMNG.202514	M20x1.5	14	150	55	25	129 g
CA.SMNG.205014			208	82.5	50	134 g

Application example / Esempio applicativo

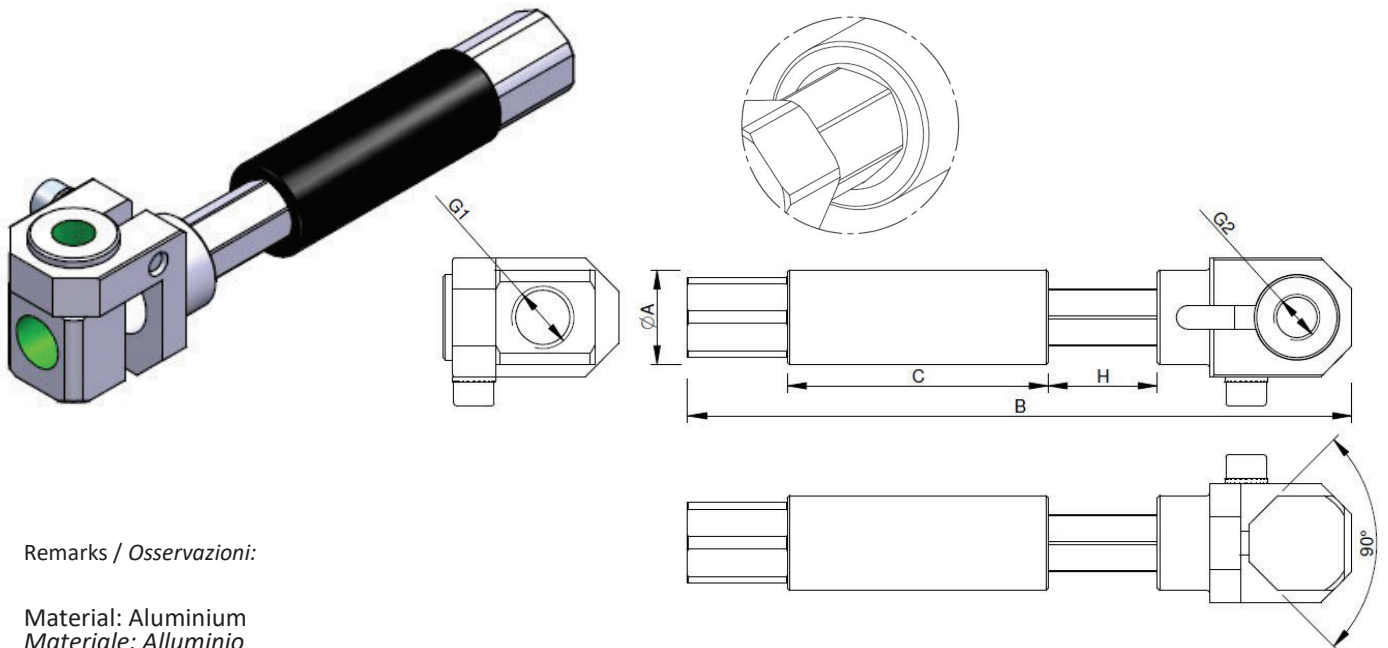


CA.05 SSN

Ø 10 - 14 - 20

. Smooth-body non-rotative telescopic suspension

. Sospensione Anti-Rotazionale Liscia



Remarks / Osservazioni:

Material: Aluminium
Materiale: Alluminio

Guide (Tube and shaft) hard coated
Guida (Tubo e Asta) fortemente protetta

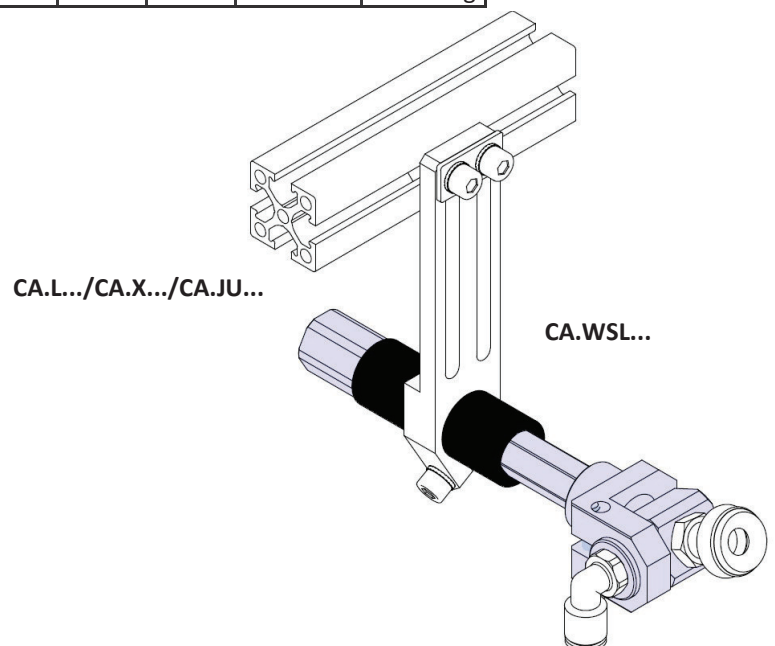
Non rotational
Anti-Rotazionale

Table / Tabella

H = Spring deflection
Deflessione della molla

Article no.	A	B	C	G1	G2	H	F(N)	Weight
CA.SSN.10100505	10	56	21	M5	M5	10	3.6	19 g
CA.SSN.10250505		90.5	40.5			25	3.7	22 g
CA.SSN.14201818	14	98.5	38.5	G 1/8	G 1/8	20	8.9	45 g
CA.SSN.14351818		148	60			35	9.5	51 g
CA.SSN.20251418	20	110	49	G 1/4	G 1/4	25	11	105 g
CA.SSN.20501418		167.5	81.5			50	11.4	110 g

Application example / Esempio applicativo

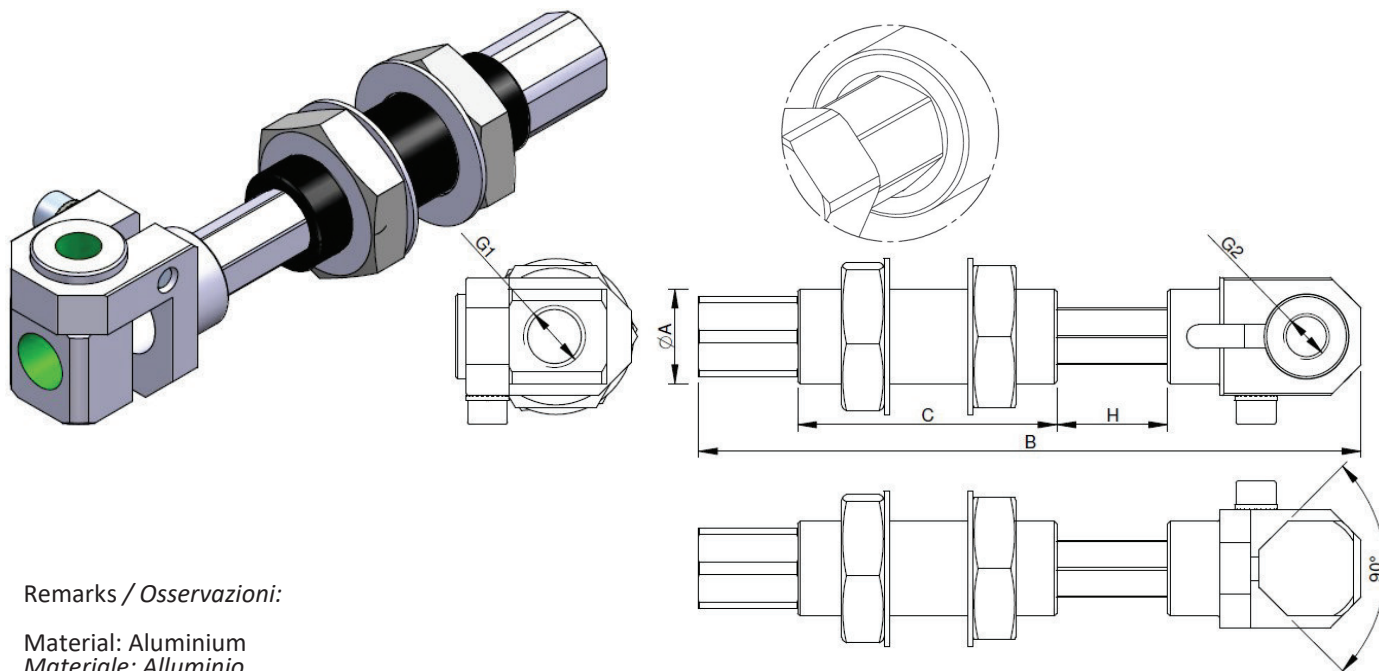


CA.05 SSNG

Ø 10 - 14 - 20

. Threaded-body non-rotative suspension

. Sospensione Anti-Rotazionale Filettata



Remarks / Osservazioni:

Material: Aluminium
Materiale: Alluminio

Guide (Tube and shaft) hard coated
Guida (Tubo e Asta) fortemente protetta

Non rotational
Anti-Rotazionale

Table / Tabella

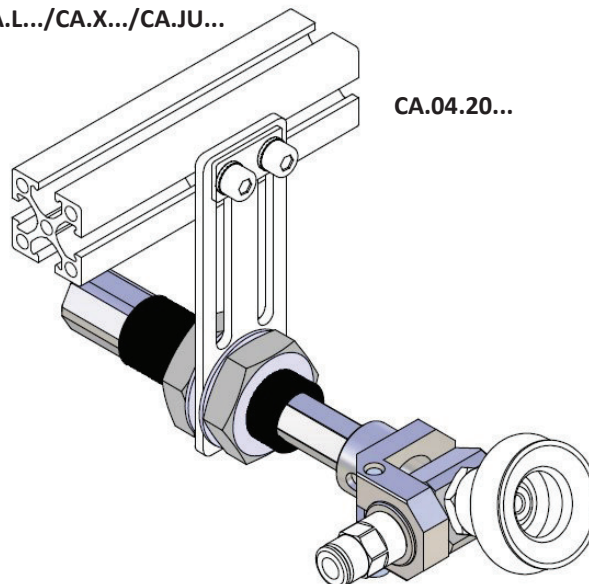
H = Spring deflection
Deflessione della molla

Article no.	A	B	C	G1	G2	H	F(N)	Weight
CA.SSNG.10100505	M10X1	56	21	M5	M5	10	3.6	25 g
CA.SSNG.10250505		90.5	40.5			25	3.7	28 g
CA.SSNG.14201818	M14X1.5	98.5	38.5	G 1/8	G 1/8	20	8.9	57 g
CA.SSNG.14351818		148	60			35	9.5	63 g
CA.SSNG.20251418	M20X1.5	110	49	G 1/4	G 1/4	25	11	139 g
CA.SSNG.20501418		167.5	81.5			50	11.4	144 g

Application example / Esempio applicativo

CA.L.../CA.X.../CA.JU...

CA.04.20...



CA.05 SDN

Ø 10 - 14 - 20

. Smooth-body non-rotative telescopic suspension

. Sospensione Anti-Rotazionale Liscia

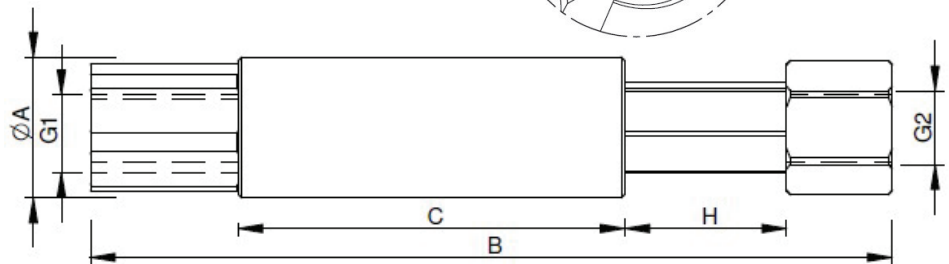
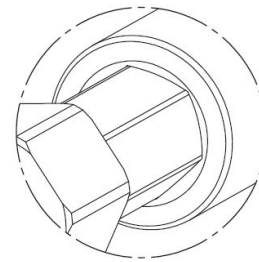
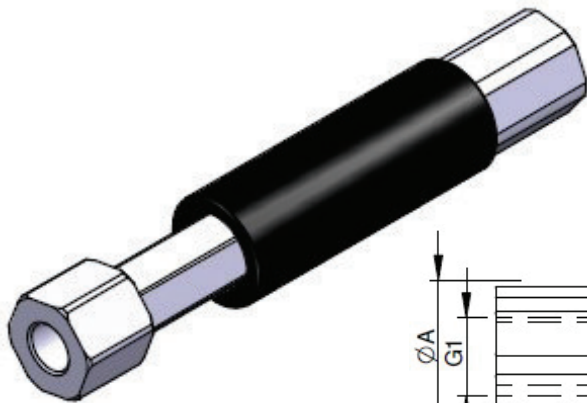


Table / Tabella

H = Spring deflection
Deflessione della molla

F = Spring force
Forza della molla

Remarks / Osservazioni:

Material / Materiali:
Aluminium / Alluminio

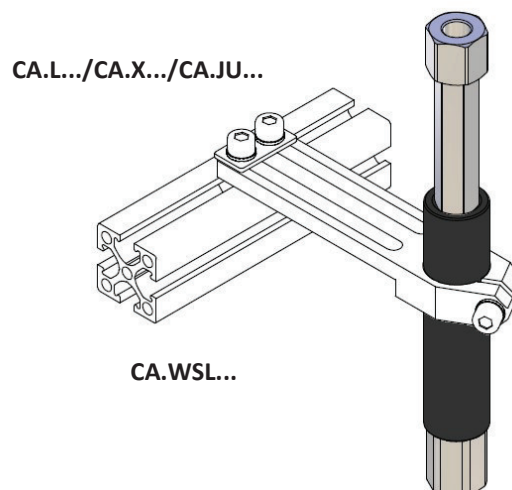
Guide (Tube and shaft) hard coated
Guida (Tubo e Asta) fortemente protetta

Non rotational
Anti-Rotazionale

Article no.	A	B	C	G1	G2	H	F(N)	Weight
CA.SDN.1010	10	60.5	26.5	M5	M5	10	3.6	8 g
CA.SDN.1025		89.5	41.5			25	3.7	11 g
CA.SDN.1420	14	102.5	42	G 1/8	G 1/8	20	8.9	25 g
CA.SDN.1435		135	60			35	9.5	31 g
CA.SDN.2025	20	114	55			25	11	65 g
CA.SDN.2050		169	82.5			50	11.4	71 g
CA.SDN.2025.14		114	55	G 1/4	G1/4	25		62 g
CA.SDN.2050.14		167	82.5			50		67 g

New

Application example / Esempio applicativo



CA.05 SDNG

Ø 10 - 14 - 20

. Threaded-body non-rotative suspension

. Sospensione Anti-Rotazionale Filettata

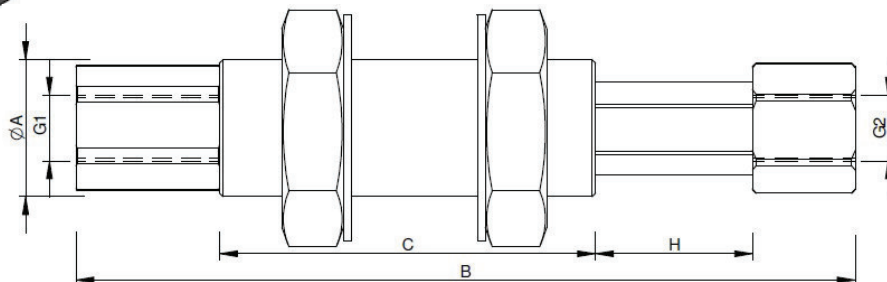
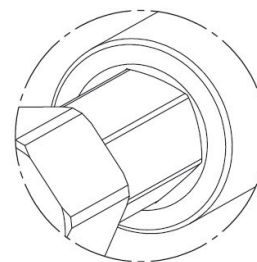
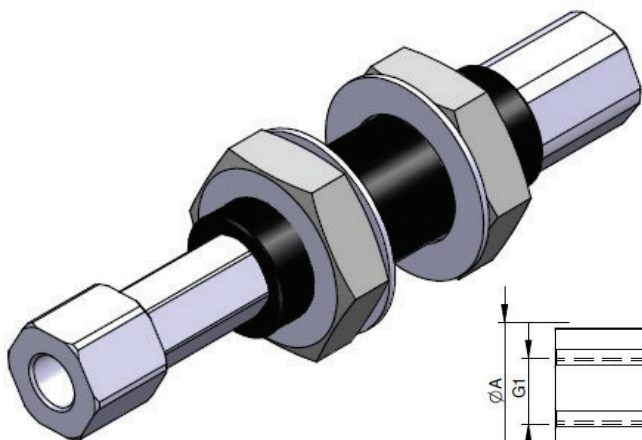


Table / Tabella

H = Spring deflection
Deflessione della molla

Remarks / Osservazioni:

Material / Materiali:
Aluminium / Alluminio

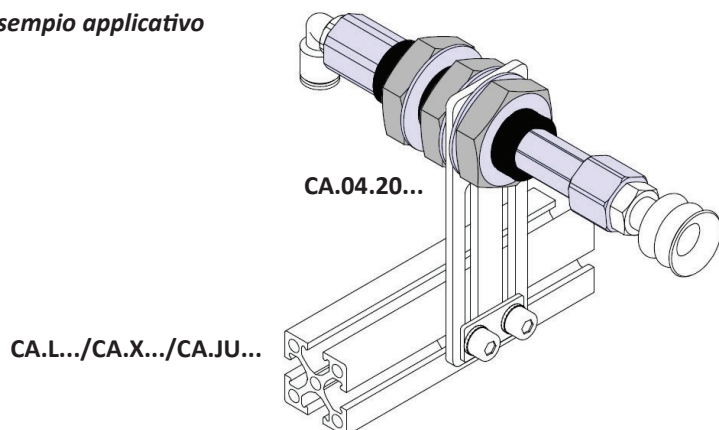
Guide (Tube and shaft) hard coated
Guida (Tubo e Asta) fortemente protetta

Non rotational
Anti-Rotazionale

Article no.	A	B	C	G1	G2	H	F(N)	Weight
CA.SDNG.1010	M10X1	61.5	26.5	M5	M5	10	3.6	13 g
CA.SDNG.1025		91.5	41.5			25	3.7	16 g
CA.SDNG.1420	M14X1.5	105	42	G 1/8	G 1/8	20	8.9	37 g
CA.SDNG.1435		135	60			35	9.5	43 g
CA.SDNG.2025	M20X1.5	114	55			25	11	94 g
CA.SDNG.2050		174	82.5	50	11.4	115 g		
CA.SDNG.2025.14		114	55	G 1/4	G1/4		96 g	
CA.SDNG.2050.14	174	82.5					101 g	

New

Application example / Esempio applicativo



CA.05 SDR

Ø 10 - 14 - 20

. Smooth-body rotative telescopic suspension

. Sospensione rotazionale Liscia

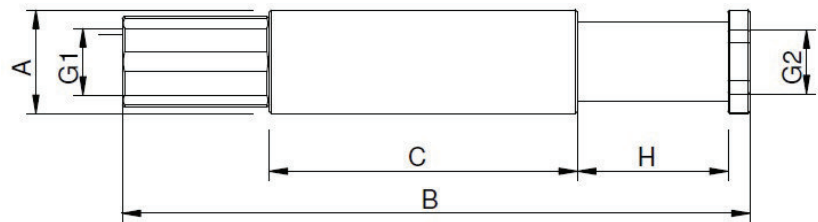
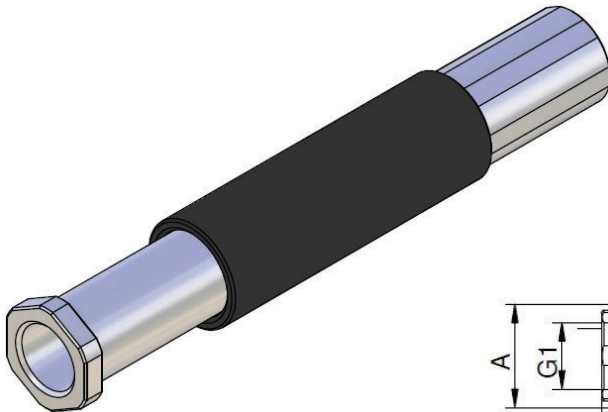


Table / Tabella

H = Spring deflection
Deflessione della molla

F = Spring force
Forza della molla

Remarks / Osservazioni:

Material / Materiali:
Aluminium / Alluminio

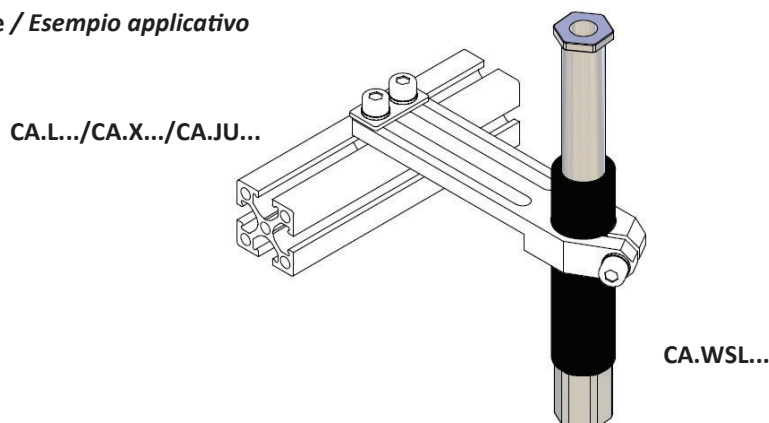
Guide (Tube and shaft) hard coated
Guida (Tubo e Asta) fortemente protetta

Rotational
Rotazionale

Article no.	A	B	C	G1	G2	H	F(N)	Weight
CA.SDR.1010	10	51	20.5	M5	M5	10	3.6	7 g
CA.SDR.1025		86	40.5			25	3.7	11 g
CA.SDR.1420	14	85.5	42	G 1/8	G 1/8	20	8.9	19 g
CA.SDR.1435		120.5	62			35	9.5	25 g
CA.SDR.2025	20	97	47.5			25	11	55 g
CA.SDR.2050		147	72.5			M10	50	11.4
CA.SDR.2025.14		107	47.5	G1/4	G1/4	25		56 g
CA.SDR.2050.14		157	72.5			50		76 g

New

Application example / Esempio applicativo



CA.05 SDRG

Ø 10 - 14 - 20

. Threaded-body rotative telescopic suspension

. Sospensione rotazionale Filettata

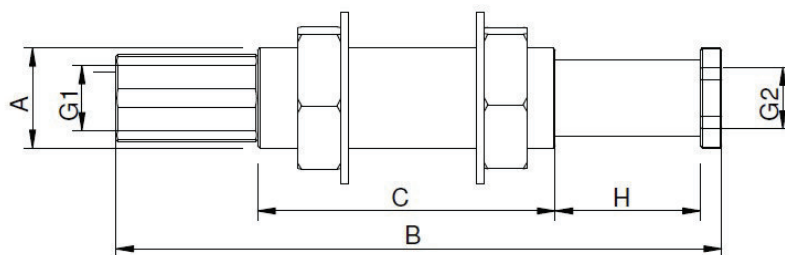
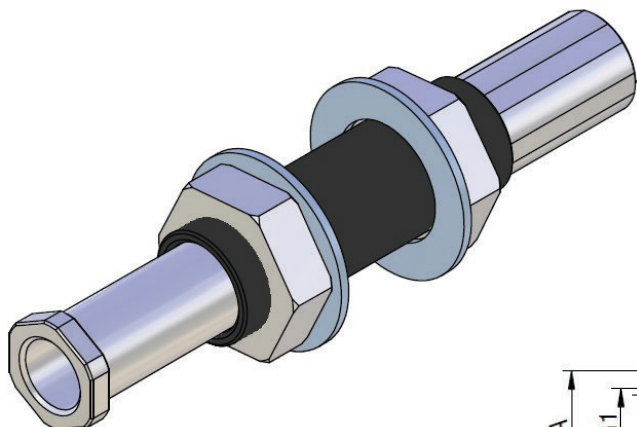


Table / Tabella

H = Spring deflection
Deflessione della molla

F = Spring force
Forza della molla

Remarks / Osservazioni:

Material/ Materiali:
Aluminium / Alluminio

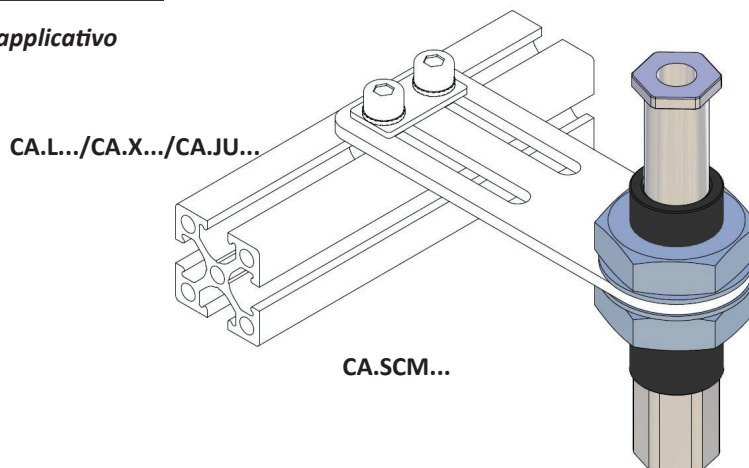
Guide (Tube and shaft) hard coated
Guida (Tubo e Asta) fortemente protetta

Rotational
Rotazionale

Article no.	A	B	C	G1	G2	H	F(N)	Weight
CA.SDRG.1010	M10X1	51	20.5	M5	M5	10	3.6	12 g
CA.SDRG.1025		86	40.5			25	3.7	16 g
CA.SDRG.1420	M14X1.5	85.5	42	G 1/8	G 1/8	20	8.9	27 g
CA.SDRG.1435		120.5	62			35	9.5	33 g
CA.SDRG.2025	M20X1.5	97	47.5		M10	25	11	81 g
CA.SDRG.2050		147	72.5			50	11.4	94 g
CA.SDRG.2025.14		107	47.5	G1/4	G1/4	25		90 g
CA.SDRG.2050.14		157	72.5			50		110 g

New

Application example / Esempio applicativo



CA.05.02

Ø 10-14-20

. Spring loaded vacuum cup arm (Non-rotational shaft)

. Sospensione Anti-Rotazionale

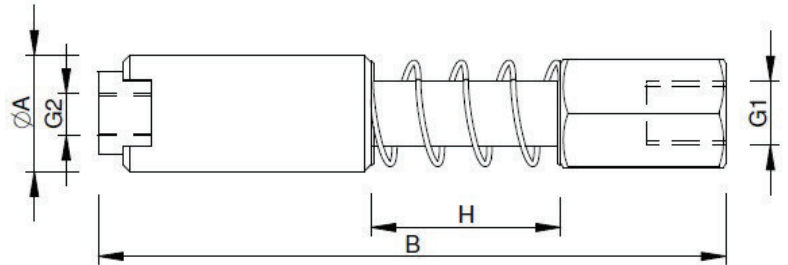
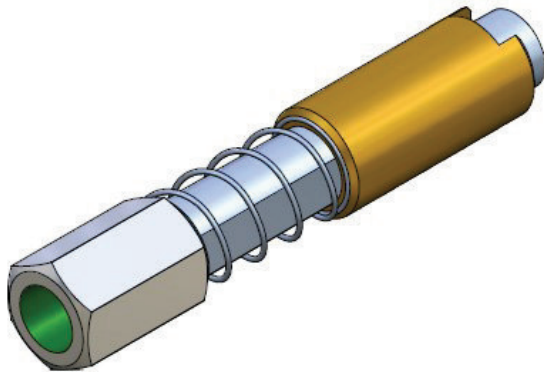


Table / Tabella

H = Spring deflection
Deflessione della molla

F = Spring force
Forza della molla

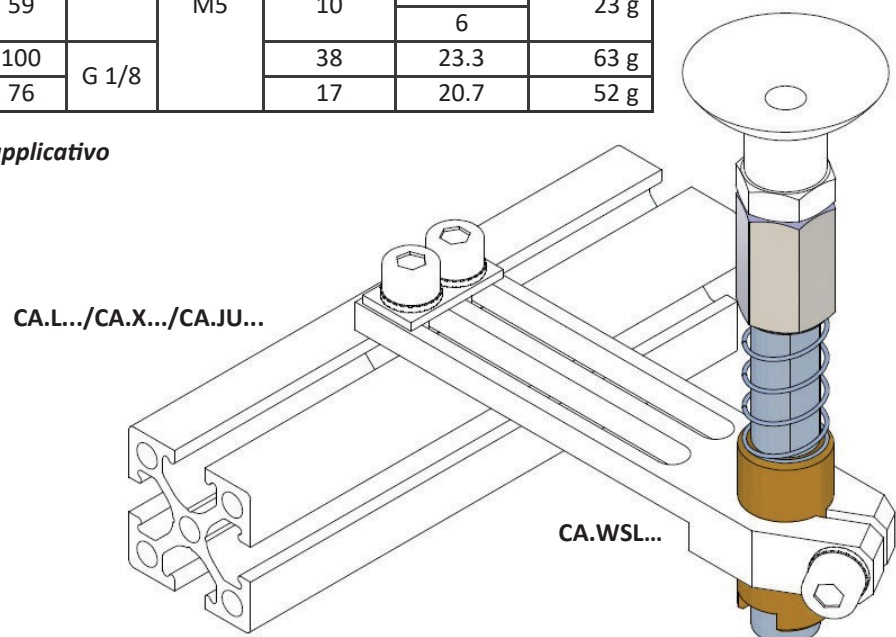
Remarks / Osservazioni:

Material: Brass
Materiale: Ottone

Non rotational
Anti-Rotazionale

Article no.	A	B	G1	G2	H	F(N)	Weight
CA.05.02.002	20	125	G 1/4	G 1/8	48	16.6	155 g
CA.05.02.004		100			25	18.4	135 g
CA.05.02.009	10	69	M5	M5	20	3.4	26 g
CA.05.02.009.6N						6	
CA.05.02.010		59			10	4.8	23 g
CA.05.02.010.6N						6	
CA.05.02.011	14	100	G 1/8	M5	38	23.3	63 g
CA.05.02.012		76			17	20.7	52 g

Application example / Esempio applicativo



CA.05.01

Ø 10-14-20

. Spring loaded vacuum cup arm (Non-rotational shaft)

. Sospensione Anti-Rotazionale

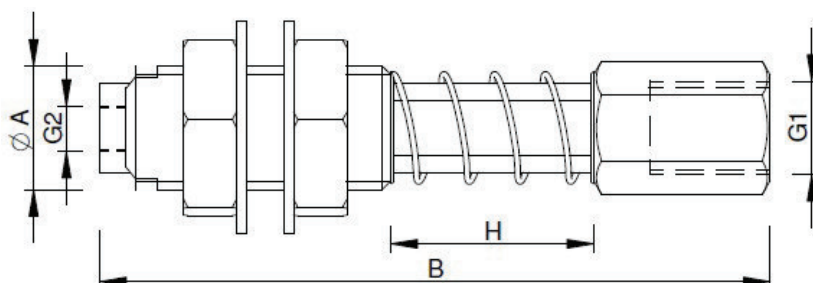
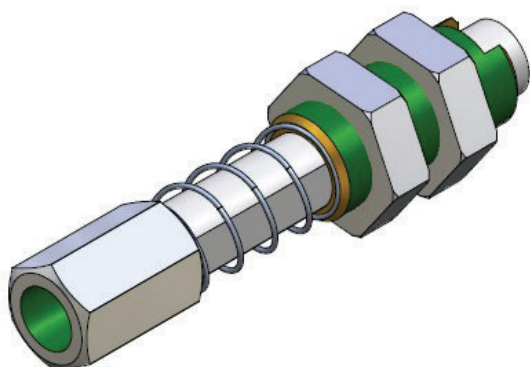


Table / Tabella

H = Spring deflection
Deflessione della molla

F = Spring force
Forza della molla

Remarks / Osservazioni:

Material: Brass
Materiale: Ottone

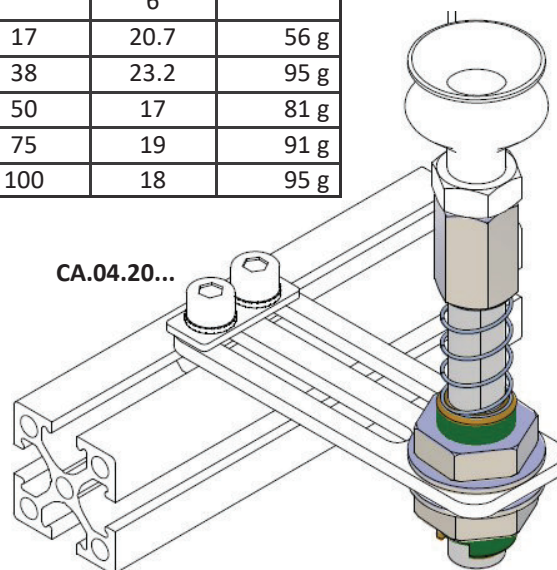
Non rotational
Anti-Rotazionale

Threaded tube
Tubo Filettato

Article no.	A	B	G1	G2	H	F(N)	Weight	
CA.05.01.001	M14x1.5	100	G 1/8	M5	38	23.2	71 g	
CA.05.01.002	M20x1.5	125	G 1/4	G 1/8	48	16.7	183 g	
CA.05.01.003	M14x1.5	76	G 1/8	M5	17	20.7	58 g	
CA.05.01.004	M20x1.5	100	G 1/4	G 1/8	25	18.4	163 g	
CA.05.01.005	M10x1	70	M5	M5	20	3.4	36 g	
CA.05.01.005.6N						6		
CA.05.01.006		59			10	4.8	33 g	
CA.05.01.006.6N						6		
CA.05.01.010	M16x1.5	76	G 1/8		M5	17	20.7	56 g
CA.05.01.011		97				38	23.2	95 g
CA.05.01.50	M14x1.5	123	G 1/8			50	17	81 g
CA.05.01.75		153				75	19	91 g
CA.05.01.100		193		100		18	95 g	

Application example / Esempio applicativo

CA.L.../CA.X.../CA.JU...



CA.05 GGS

Ø 10-14-20

. Spring loaded vacuum cup arm (Non-rotational shaft)

. *Supporto Ammortizzato Anti-Rotazionale*

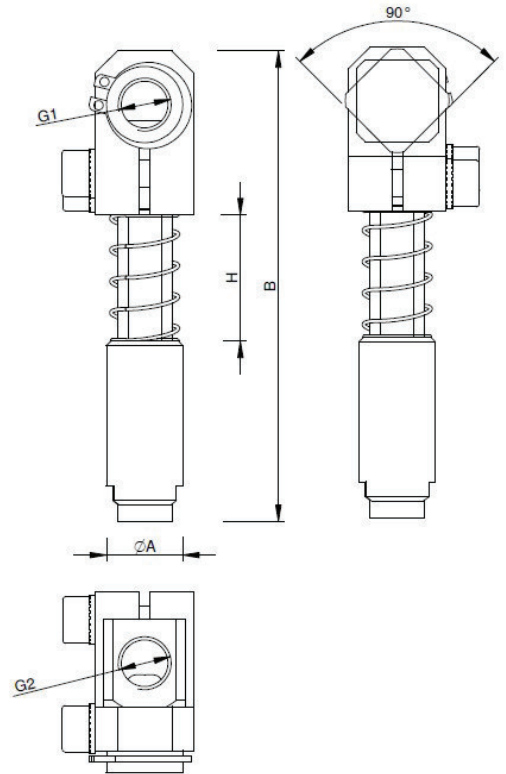
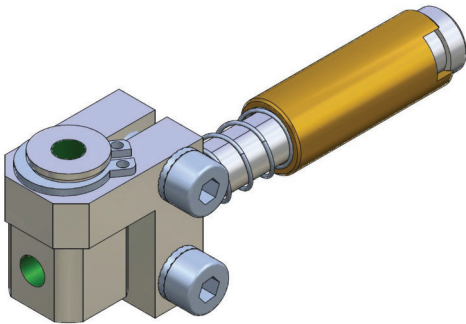


Table / Tabella

H = Spring deflection
Deflessione della molla

F = Spring force
Forza della molla

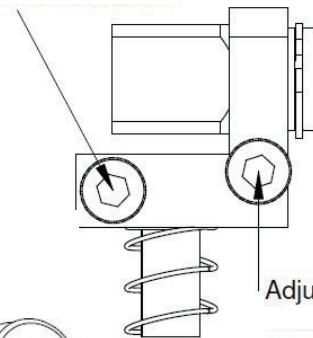
Remarks / Osservazioni:

Material: Brass
Materiale: Ottone

Non rotational
Anti-Rotazionale

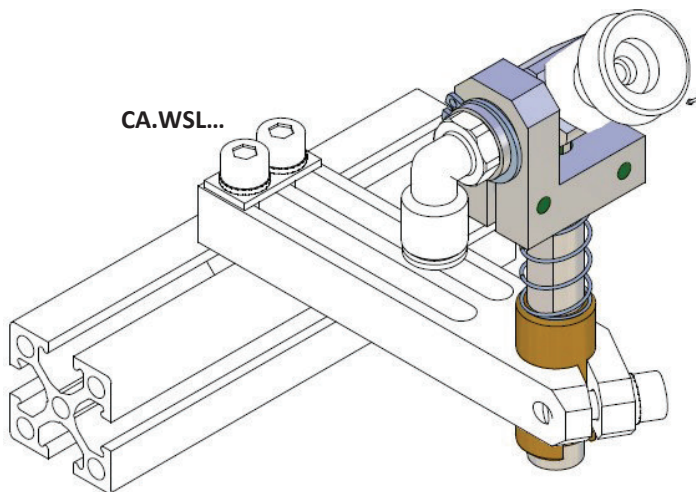
Article no.	A	B	G1	G2	H	F(N)	Weight	
CA.GGS100515	10	69	M5	M5	10	3.6	37 g	
CA.GGS100520		79			20	6	40 g	
CA.GGS100530		98			30	8.6	45 g	
CA.GGS141815	14	86	G 1/8	G 1/8	17	20.7	82 g	
CA.GGS141840		110			38	23.3	89 g	
CA.GGS201425	20	116		G 1/4	G 1/4	23	18.4	196 g
CA.GGS201445		141				45	16.7	206 g

Fixed screw



Adjustable screw

Application example / *Esempio applicativo*



CA.L.../CA.X.../CA.JU...

CA.05 GGSM

Ø 10-14-20

. Spring loaded vacuum cup arm (Non-rotational shaft)

. Supporto Ammortizzato Anti-Rotazionale

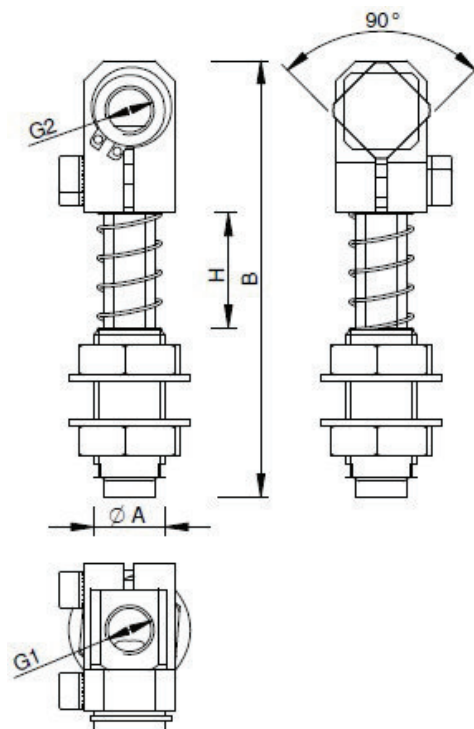
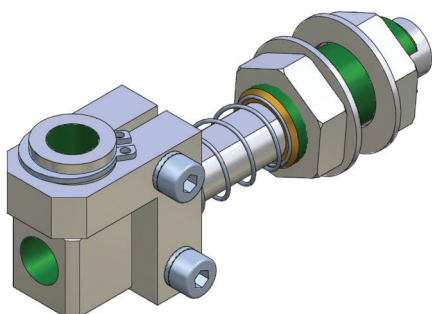


Table / Tabella

H = Spring deflection
Deflessione della molla

F = Spring force
Forza della molla

Threaded tube
Tubo Filettato

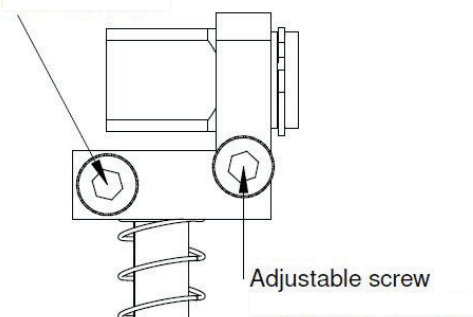
Remarks / Osservazioni:

Material: Brass
Materiale: Ottone

Non rotational
Anti-Rotazionale

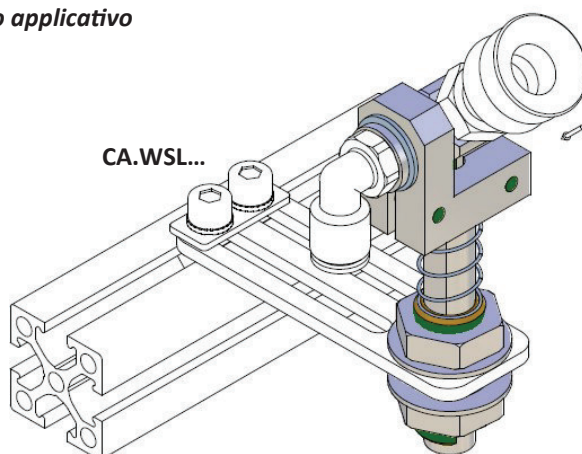
Article no.	A	B	G1	G2	H	F(N)	Weight
CA.GGSM100515	M10X1	69	M5	M5	10	6	42g
CA.GGSM100520		79			20		45g
CA.GGSM100530		98			30		8.6
CA.GGSM141815	M14X1.5	86	G 1/8	G 1/8	17	20.7	85 g
CA.GGSM141840		110			38	23.3	101 g
CA.GGSM201425	M20X1.5	116	G 1/4		23	18.4	216 g
CA.GGSM201445		141		45	16.7	242 g	

Fixed screw



Adjustable screw

Application example / Esempio applicativo



CA.L.../CA.X.../CA.JU...

CA.05 GGD

Ø 10-14-20

. Spring loaded vacuum cup arm

. Supporto Ammortizzato

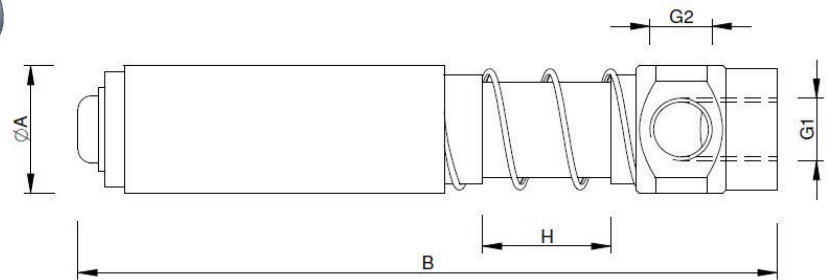



Table / Tabella

H = Spring deflection
Deflessione della molla

F = Spring force
Forza della molla

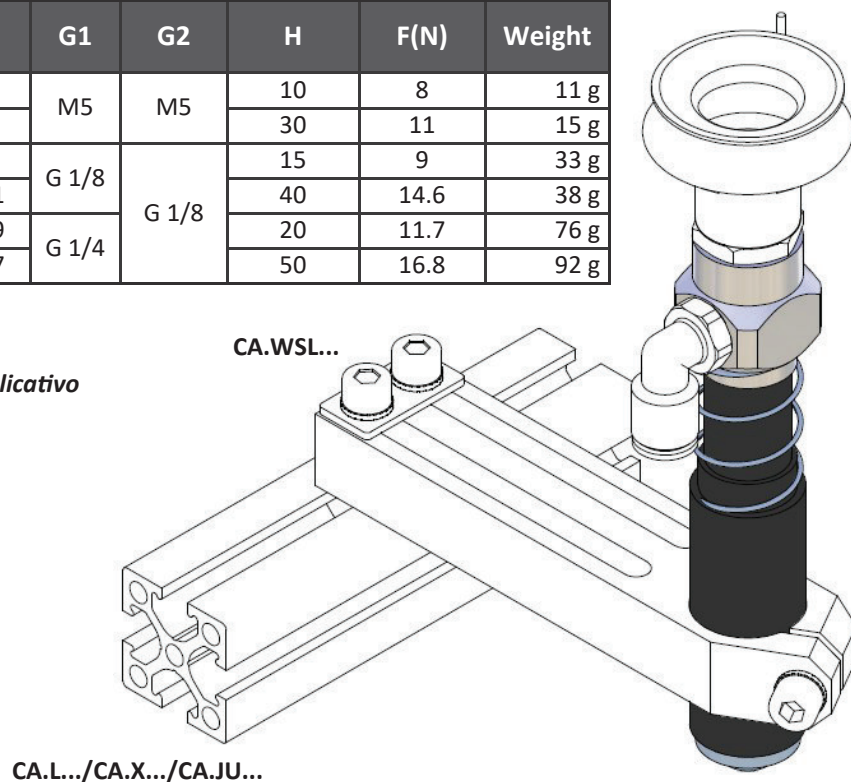
Remarks / Osservazioni:

Extremely light weight (Material Aluminium)
Peso estremamente leggero (Materiale Alluminio)

Guide (Tube and shaft) hard coated
Guida (Tubo e Asta) fortemente protetta

Article no.	A	B	G1	G2	H	F(N)	Weight
CA.GGD.10050510	10	59	M5	M5	10	8	11 g
CA.GGD.10050530		85			30	11	15 g
CA.GGD.14181815	14	86	G 1/8	G 1/8	15	9	33 g
CA.GGD.14181840		111			40	14.6	38 g
CA.GGD.20141820	20	109	G 1/4		20	11.7	76 g
CA.GGD.20141850		147			50	16.8	92 g

Application example / Esempio applicativo



CA.05 GGDG

Ø 10-14-20

. Spring loaded vacuum cup arm (Threaded tube)

. *Supporto Ammortizzato con Filetto*

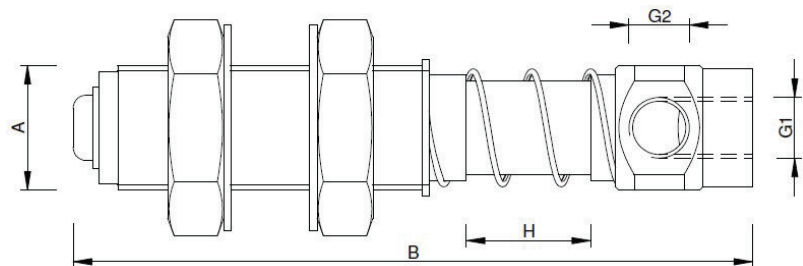



Table / Tabella

H = Spring deflection
Deflessione della molla

F = Spring force
Forza della molla

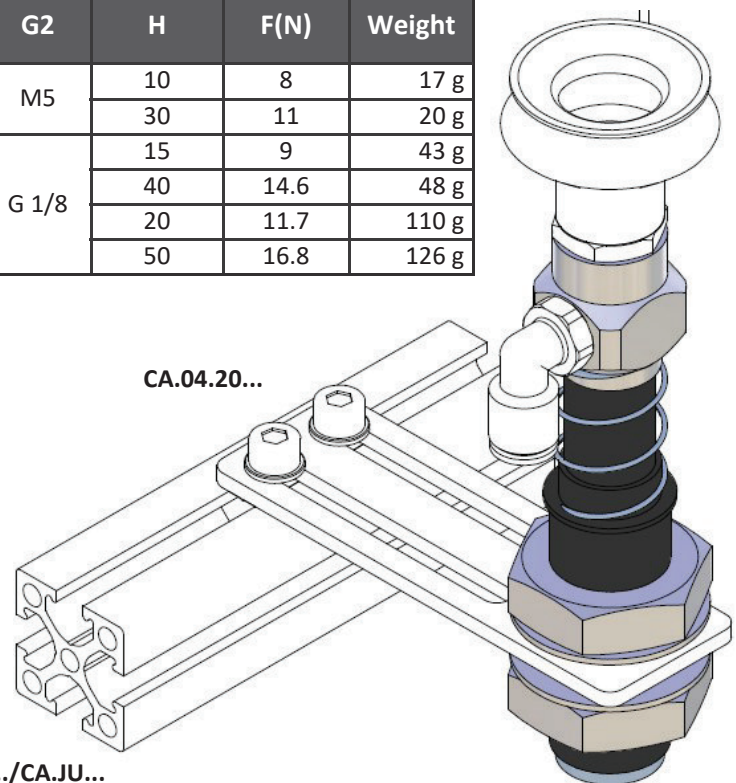
Remarks / Osservazioni:

Extremely light weight (Material Aluminium)
Peso estremamente leggero (Materiale Alluminio)

Guide (Tube and shaft) hard coated
Guida (Tubo e Asta) fortemente protetta

Article no.	A	B	G1	G2	H	F(N)	Weight
CA.GGDG.10050510	M10x1	59	M5	M5	10	8	17 g
CA.GGDG.10050530		85			30	11	20 g
CA.GGDG.14181815	M14x1.5	86	G 1/8	G 1/8	15	9	43 g
CA.GGDG.14181840		111			40	14.6	48 g
CA.GGDG.20141820	M20x1.5	109	G 1/4		20	11.7	110 g
CA.GGDG.20141850		147			50	16.8	126 g

Application example / *Esempio applicativo*



CA.05 GGV

Ø 10-14-20

. Spring loaded vacuum cup arm (Non-rotational shaft)

. *Supporto Ammortizzato Anti-Rotazionale*

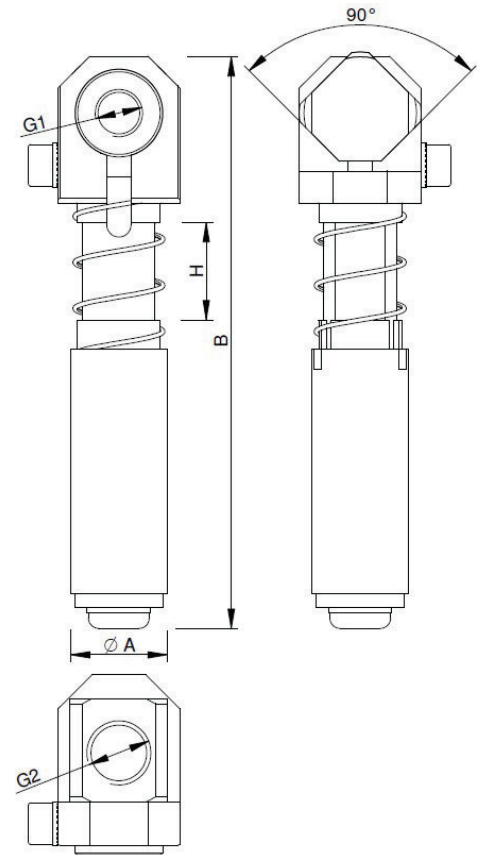
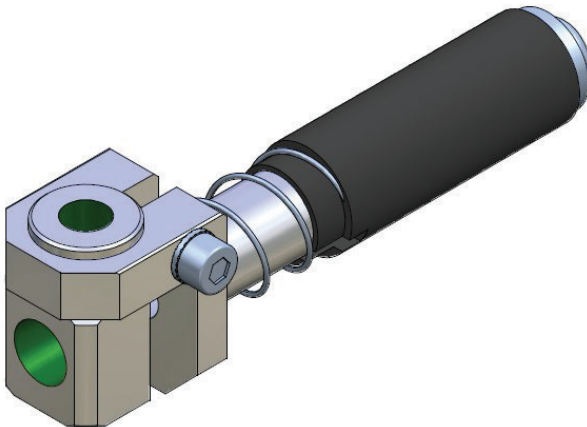


Table / Tabella

H = Spring deflection
Deflessione della molla

F = Spring force
Forza della molla

Remarks / Osservazioni:

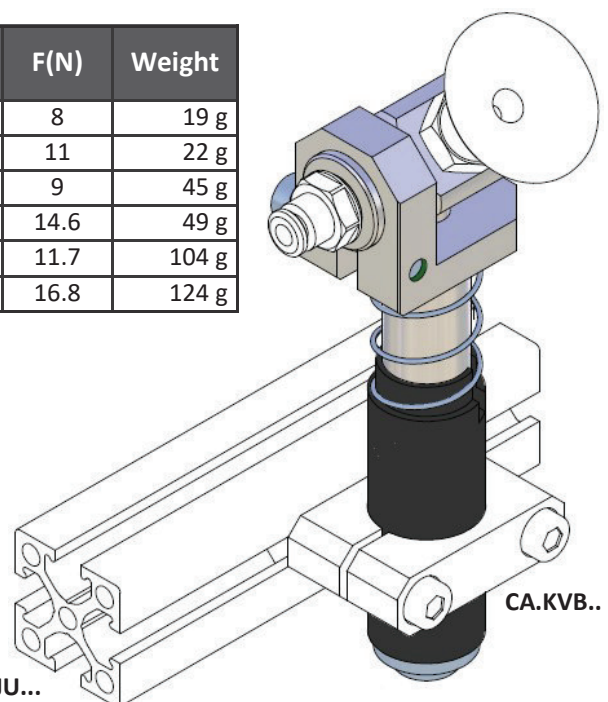
Extremely light weight (Material Aluminium)
Peso estremamente leggero (Materiale Alluminio)

Guide (Tube and shaft) hard coated
Guida (Tubo e Asta) fortemente protetta

Non rotational
Anti-Rotazionale

Article no.	A	B	G1	G2	H	F(N)	Weight
CA.GGV.10050510	10	64	M5	M5	10	8	19 g
CA.GGV.10050530		90			30	11	22 g
CA.GGV.14181815	14	91	G 1/8	G 1/8	15	9	45 g
CA.GGV.14181840		116			40	14.6	49 g
CA.GGV.20141820	20	117		G 1/4	20	11.7	104 g
CA.GGV.20141850		155			50	16.8	124 g

Application example / *Esempio applicativo*



CA.05 GGVG

Ø 10-14-20

. Spring loaded vacuum cup arm

. Supporto Filettato Ammortizzato Anti-Rotazionale

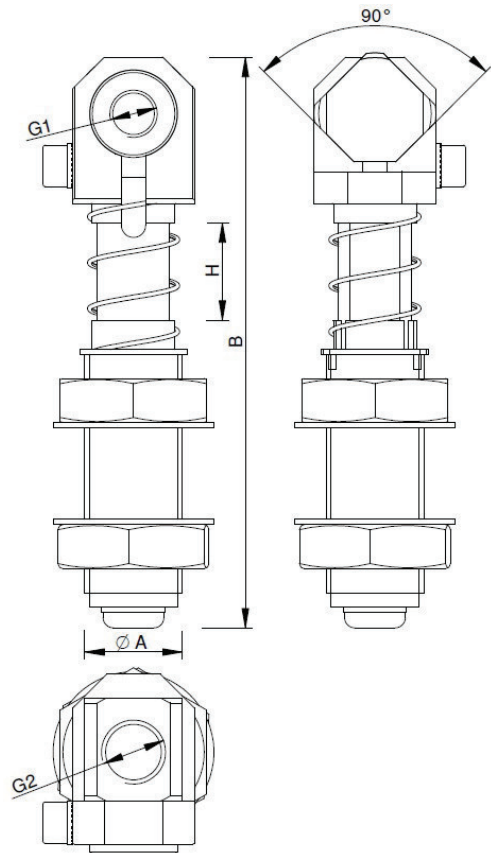
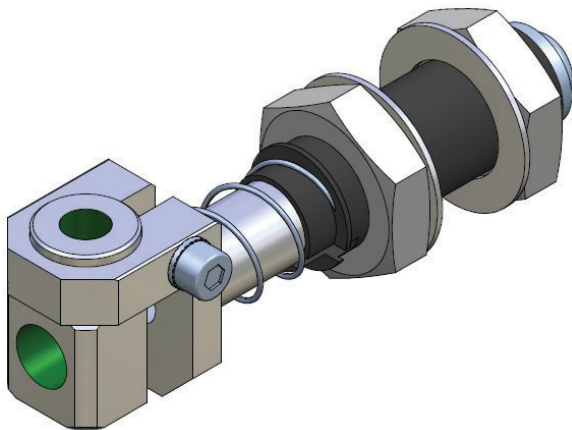


Table / Tabella

H = Spring deflection
Deflessione della molla

F = Spring force
Forza della molla

Remarks / Osservazioni

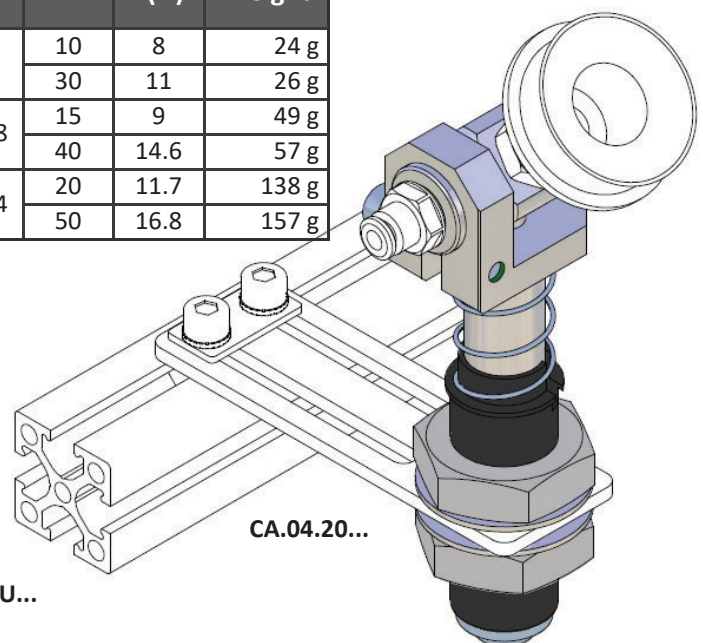
Extremely light weight (Material Aluminium)
Peso estremamente leggero (Materiale Alluminio)

Guide (Tube and shaft) hard coated
Guida (Tubo e Asta) fortemente protetta

Non rotational
Anti-Rotazionale

Article no.	A	B	G1	G2	H	F(N)	Weight
CA.GGVG.10050510	M10x1	64	M5	M5	10	8	24 g
CA.GGVG.10050530		90			30	11	26 g
CA.GGVG.14181815	M14x1.5	91	G 1/8	G 1/8	15	9	49 g
CA.GGVG.14181840		116			40	14.6	57 g
CA.GGVG.20141820	M20x1.5	117		G 1/4	20	11.7	138 g
CA.GGVG.20141850		155			50	16.8	157 g

Application example / Esempio applicativo



CA.L.../CA.X.../CA.JU...

CA.05 GGVE

Ø 10-14-20

. Spring loaded vacuum cup arm easy (Non-rotational shaft)

. Supporto Ammortizzato Anti-Rotazionale Easy

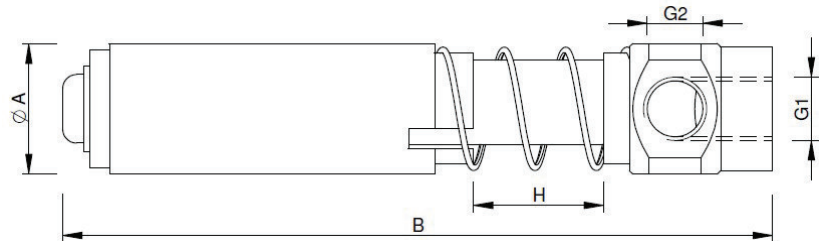
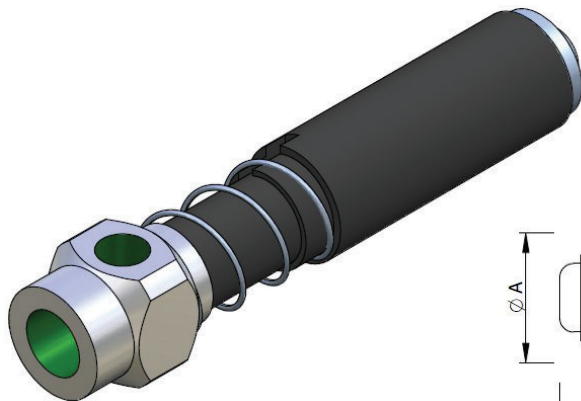


Table / Tabella

H = Spring deflection
Deflessione della molla

F = Spring force
Forza della molla

Remarks / Osservazioni:

Extremely light weight (Material Aluminium)
Peso estremamente leggero (Materiale Alluminio)

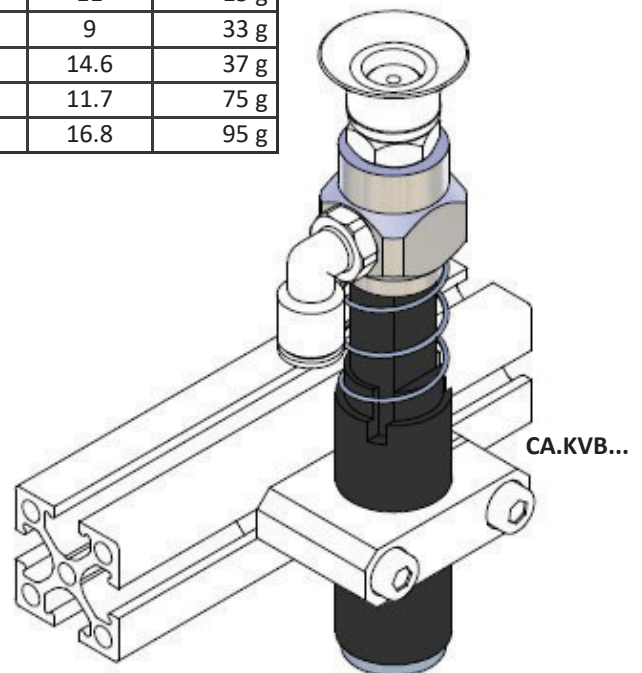
Guide (Tube and shaft) hard coated
Guida (Tubo e Asta) fortemente protetta

Non rotational
Anti-Rotazionale

Article no.	A	B	G1	G2	H	F(N)	Weight
CA.GGVE.10050510	10	59	M5	M5	10	8	11 g
CA.GGVE.10050530		85			30	11	15 g
CA.GGVE.14181815	14	86	G 1/8	G 1/8	15	9	33 g
CA.GGVE.14181840		111			40	14.6	37 g
CA.GGVE.20141820	20	109	G 1/4		20	11.7	75 g
CA.GGVE.20141850		147			50	16.8	95 g

Application example / Esempio applicativo

CA.L.../CA.X.../CA.JU...



CA.05 SAR

Ø 20

. Telescopic self-retracting suspension

. Sospensione Auto Retrattile

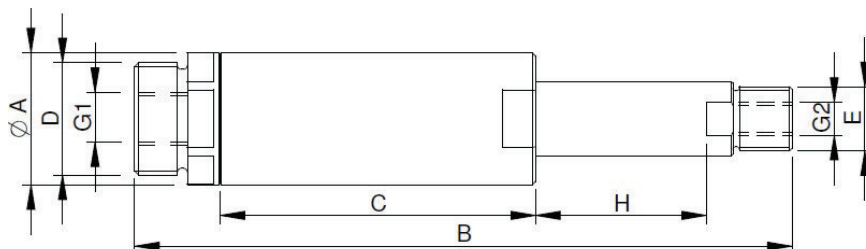



Table / Tabella

H = Spring deflection
Deflessione della molla

F = Spring force
Forza della molla

Article no.	A	B	C	D	E	G1	G2	H	F(N)	Weight
CA.SAR.2025	20	100	48	M17x1	G 1/8	G 1/8	M5	25	3.6	42 g
CA.SAR.2050		150	73					50		

Remarks / Osservazioni:

Extremely light weight (Material Aluminium)
Peso estremamente leggero (Materiale Alluminio)

Guide (Tube and shaft) hard coated
Guida (Tubo e Asta) fortemente protetta

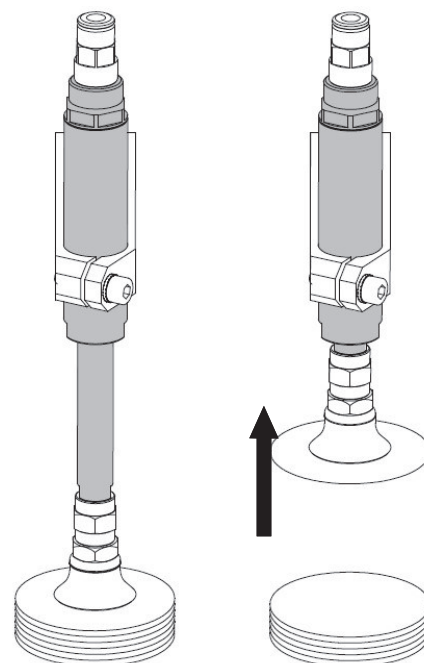
Sealing with no seals
Guarnizione senza sigillo

Only for vacuum applications
Solo per applicazioni su ventose

The speed of the retraction movement can be adjusted by a standard throttle valve
La velocità del movimento retrattile può essere regolata da una valvola acceleratrice standard

When the vacuum is removed the part is released and the internal spring resets the rod
Quando la ventosa viene rimossa, il pezzo viene lasciato e la molla interna resetta l'asta

Pressure range: -1 ÷ 0 bar
Rango di Pressione: -1 ÷ 0 bar



CA.05 VSX

Ø 14

. Spring rod

. Pressore a Molla

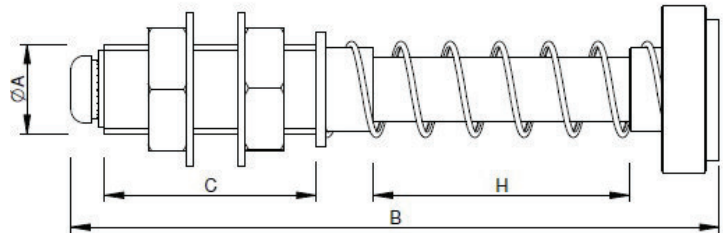



Table / Tabella

H = Spring deflection
Deflessione della molla

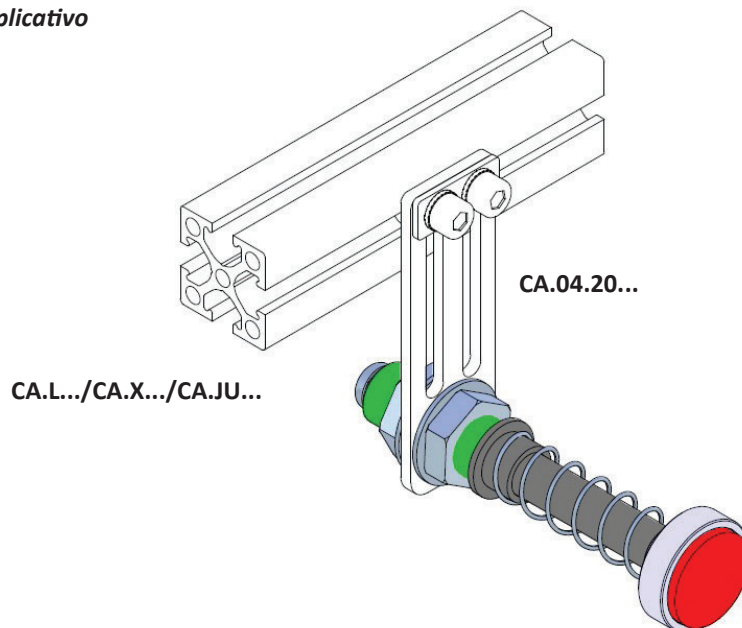
Remarks / Osservazioni:

Extremely light weight (Material Aluminium)
Peso estremamente leggero (Materiale Alluminio)

Guide (Tube and shaft) hard coated
Guida (Tubo e Asta) fortemente protetta

Article no.	A	B	C	H	Weight
CA.VSX.1440	M14X1.5	101	33	40	47 g

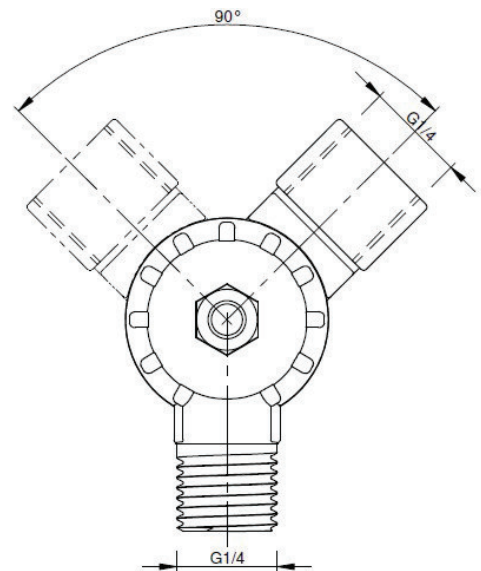
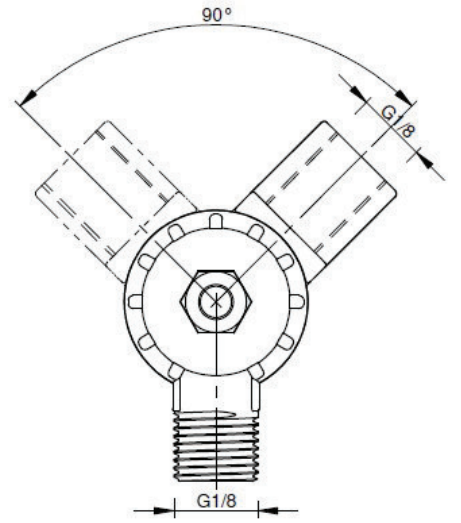

Application example / *Esempio applicativo*



CA.07.01

. Elbow arm

. Snodo direzionabile



Remarks / Osservazioni :

Materiale / Material: POM

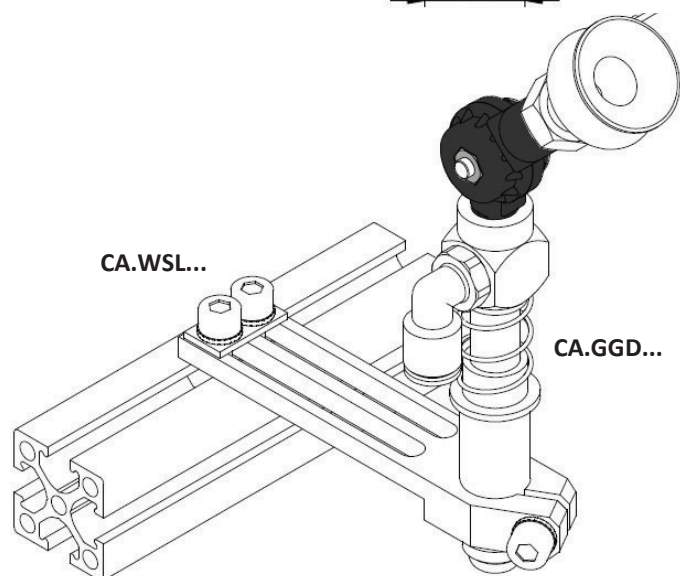
Not for compressed air (only vacuum).
Non è adatto per aria compressa (solo ventose).

It is possible to set continuously the angle from 0° to +/- 90°
È possibile impostare continuamente l'angolo da 0° a +/- 90°

Article no.	G1	G2	Weight
CA.07.01.001	G 1/8	G 1/8	7 g
CA.07.01.002	G 1/4	G 1/4	15 g

Application example / Esempio applicativo

CA.L.../CA.X.../CA.JU...

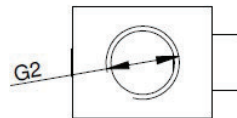
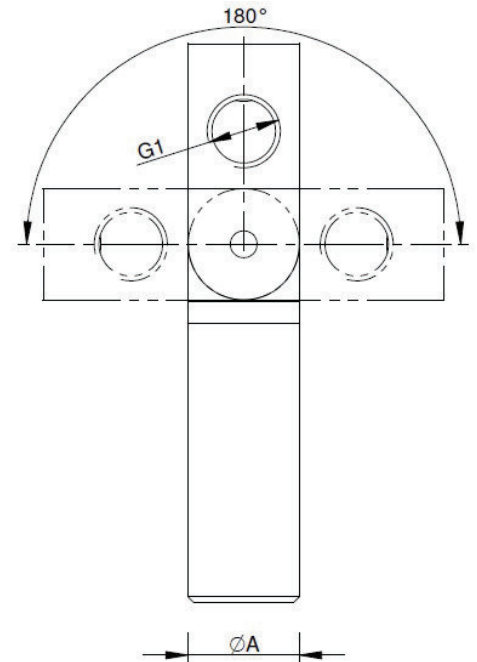
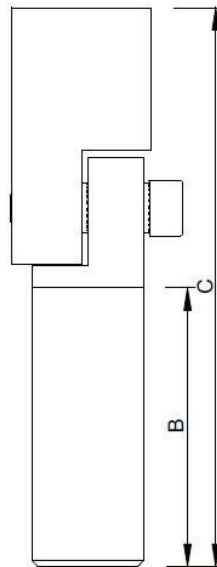
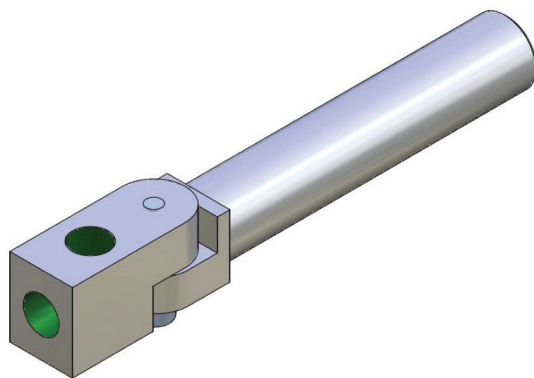


CA.05 GGE

Ø 10-14-20

. Swivel Gripper Arm for Vacuum Cups

. Giunto Supporto Ventosa



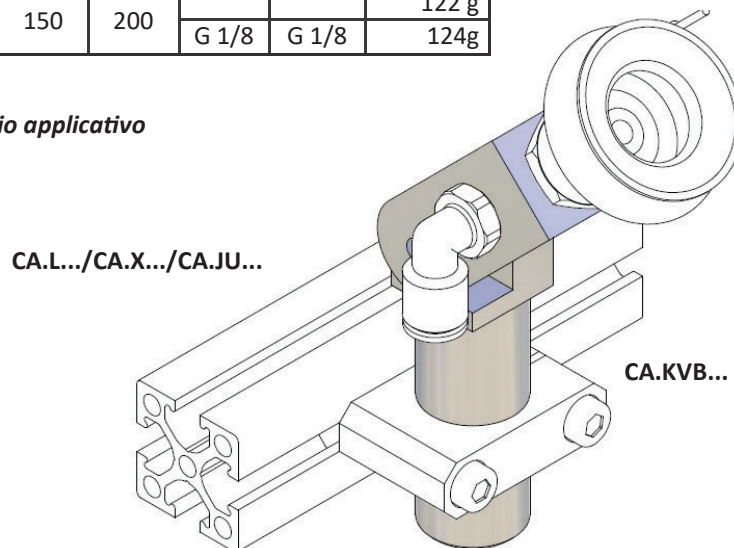
Remarks / Osservazioni:

Material / Materiale:
Aluminium / Alluminio

Surface: Silver anodized
Superficie: Argento anodizzato

Article no.	A	B	C	G1	G2	Weight
CA.GGE.10.M5.M5	10	60	90	M5	M5	22 g
CA.GGE.14.18.18	14	80	120	G 1/8	G 1/8	42 g
CA.GGE.20.14.18	20	100	150			85 g
CA.GGE.20.14.14		150	200	G 1/4	G 1/4	84 g
CA.GGE.201414150				122 g		
CA.GGE.201818150				G 1/8	G 1/8	124g

Application example / Esempio applicativo

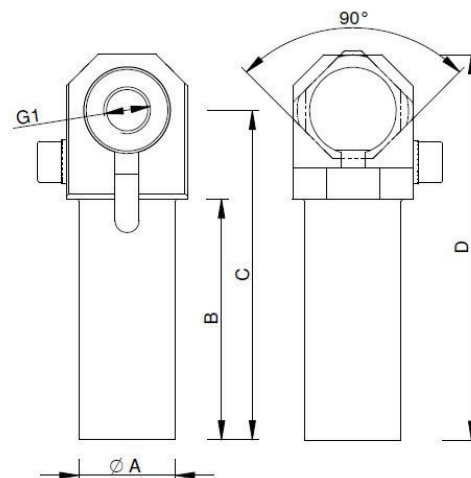
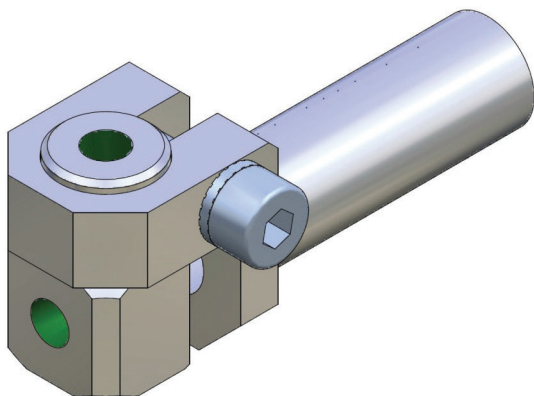


CA.05 GGB

Ø 10-14-20

. Swivel Gripper Arm for Vacuum Cups

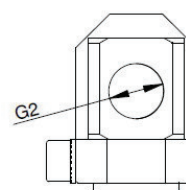
. Giunto Supporto Ventosa



Remarks / Osservazioni:

Material / Materiale:
Aluminium / Alluminio

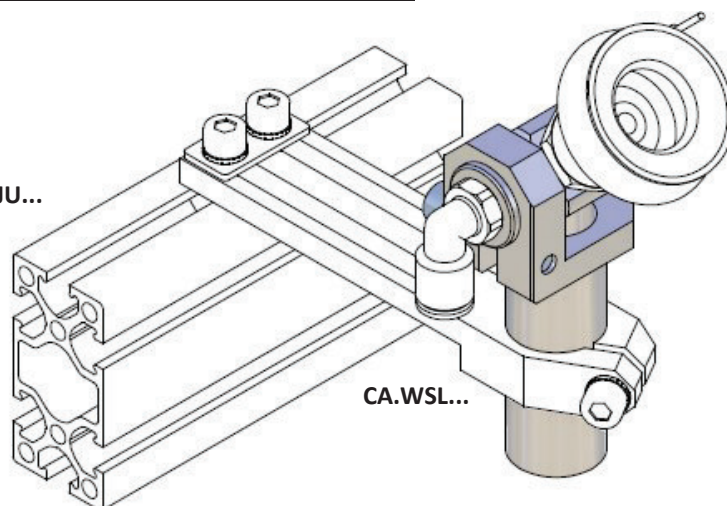
Surface: Silver anodized
Superficie: Argento anodizzato



Article no.	A	B	C	D	G1	G2	Weight
CA.GGB.10050530	10	30	41	48	M5	M5	14 g
CA.GGB.10050560		60	71	78			17 g
CA.GGB.10050590		90	101	108			20 g
CA.GGB.14181840	14	40	56	65	G 1/8	G 1/8	29 g
CA.GGB.14181880		80	96	105			38 g
CA.GGB.141818120		120	136	145			45 g
CA.GGB.20141850	20	50	68	80	G 1/8	G 1/4	56 g
CA.GGB.201418100		100	118	130			70 g
CA.GGB.201418150		150	168	180			87 g
CA.GGB.20141450		50	68	80	G 1/4		55 g
CA.GGB.201414100		100	118	130			69 g
CA.GGB.201414150		150	168	180			86 g

Application example / Esempio applicativo

CA.L.../CA.X.../CA.JU...

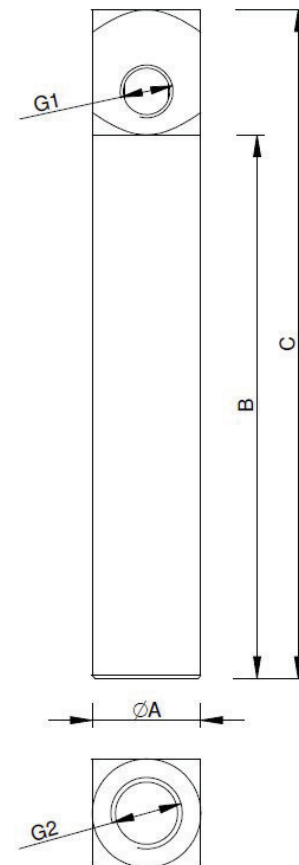



CA.05 GSE

. Gripper Arm for Vacuum Cups

Ø 10-14-20-30

. Gambo per Ventosa



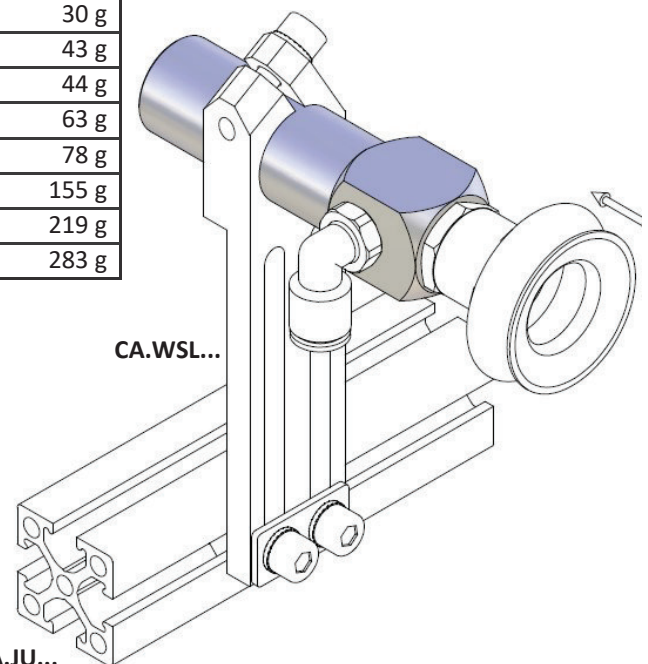
Remarks / Osservazioni:

Material / Materiale:
Aluminium / Alluminio

Surface: Silver anodized
Superficie: Argento anodizzato

Article no.	A	B	C	G1	G2	Weight	
CA.GSE.1018M530	10	30	52	M5	G 1/8	15 g	
CA.GSE.1018M560		60	82			18 g	
CA.GSE.1018M590		90	112			25 g	
CA.GSE.10M5M530		30	46		M5	M5	9 g
CA.GSE.10M5M560		60	76				15 g
CA.GSE.10M5M590		90	106				24 g
CA.GSE.14181840	14	40	62	G 1/8	G 1/8	18 g	
CA.GSE.14181880		80	102			30 g	
CA.GSE.141818120		120	142			43 g	
CA.GSE.20141850	20	50	73		G 1/4	G 1/4	44 g
CA.GSE.201418100		100	123				63 g
CA.GSE.201418150		150	173				78 g
CA.GSE.30141480	30	80	108	G 1/4		G 1/4	155 g
CA.GSE.301414140		140	168				219 g
CA.GSE.301414200		200	228				283 g

Application example / Esempio applicativo

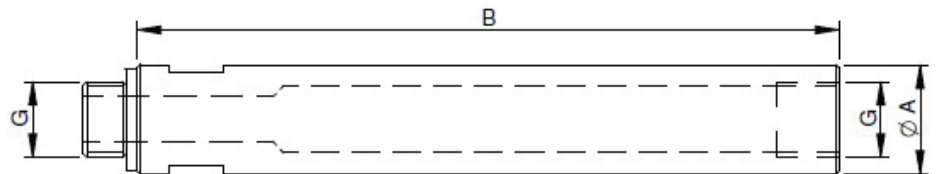
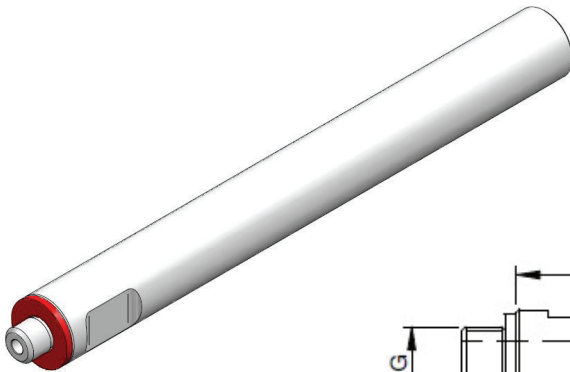


CA.05 GSEG

Ø 10-12-14-20

. Extension tube with air lead

. Prolunga per Ventosa

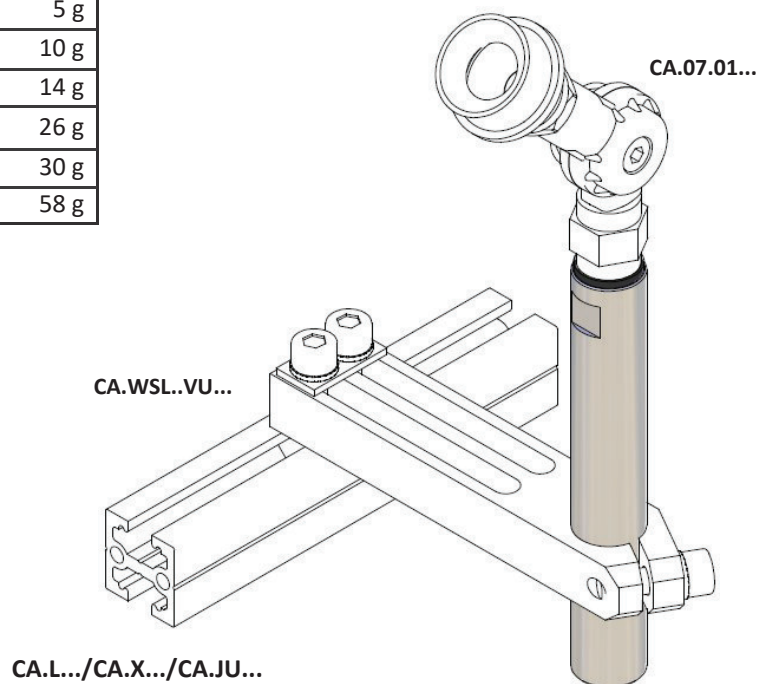


Remarks / Osservazioni:

Material / Materiali:
Aluminium / Alluminio

Article no.	A	B	G	Weight
CA.GSEG.100515	10	15	M5	3 g
CA.GSEG.100530		30		6 g
CA.GSEG.100545		45		9 g
CA.GSEG.100590		90		16 g
CA.GSEG.120545	12	45	M5	12 g
CA.GSEG.120590		90		24 g
CA.GSEG.141815	14	15	G 1/8	5 g
CA.GSEG.141830		30		10 g
CA.GSEG.141845		45		14 g
CA.GSEG.141890		90		26 g
CA.GSEG.201445	20	45	G 1/4	30 g
CA.GSEG.201490		90		58 g

Application example / Esempio applicativo



CA.05 WSS

L/X/JU

. Threadclamp fixed

. Staffa per Ventosa

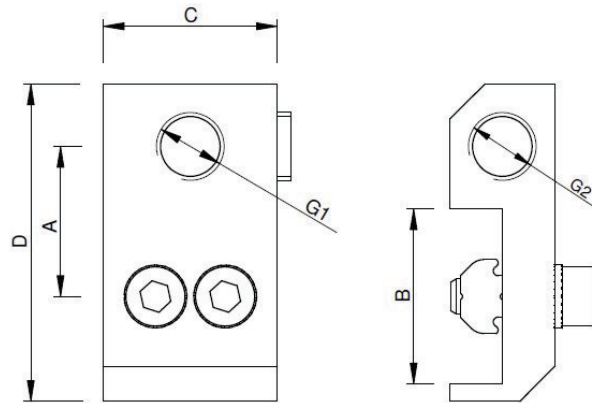
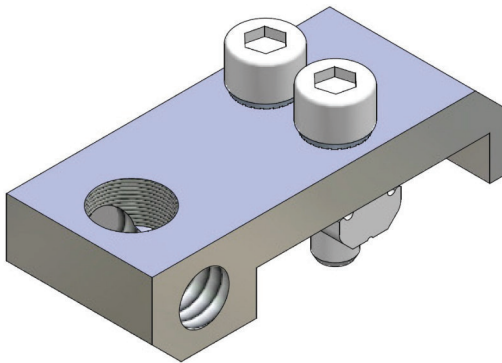


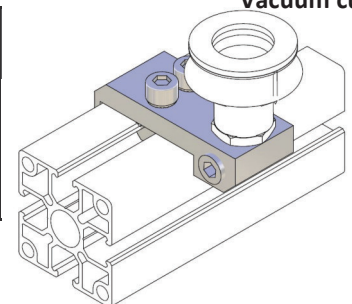
Table / Tabella

M = Suitable for Profiles
Applicabile ai Profili

Application example / Esempio applicativo

Article no.	A	B	C	D	G1	G2	M	Weight
CA.WSS.L.M5.M5	17	18	16	32	M5	M5	L	18 g
CA.WSS.X.18.18	22	25	25	46	G 1/8	G 1/8	X	46 g
CA.WSS.X.14.18				60	G 1/4			
CA.WSS.JU.14.18	29	40					JU	49 g

Vacuum cup

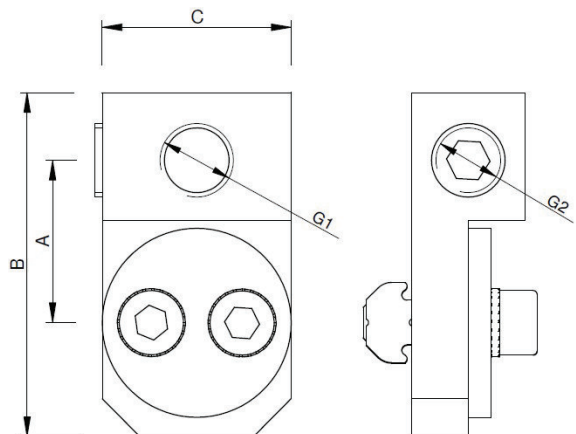
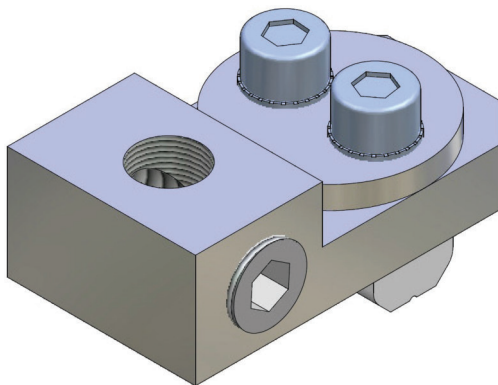


CA.05 WSD

. Adjustable connector for vacuum cups

CA.L.../CA.X.../CA.JU...

. Staffa per Attacco Ventosa Orientabile



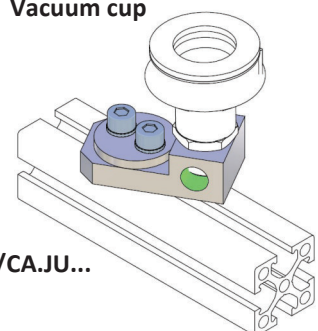
Remarks / Osservazioni:

Material / Materiale:
Aluminium / Alluminio

Surface: Silver anodized
Superficie: Argento anodizzato

Article no.	A	B	C	G1	G2	M	Weight
CA.WSD.L.M5.M5	14	28	16	M5	M5	L	19 g
CA.WSD.X.18.18	21	46	25	G 1/8	G 1/8	X	44 g
CA.WSD.X.14.18				G 1/4			

Vacuum cup



CA.L.../CA.X.../CA.JU...

CA.05 SGB

L/X/JU

. Clamp for Vacuum Cups

. Staffa attacco diretto Ventosa

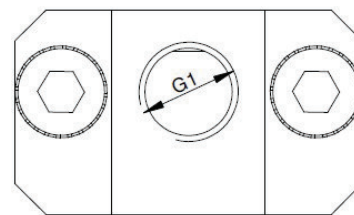
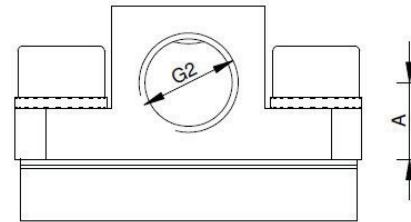
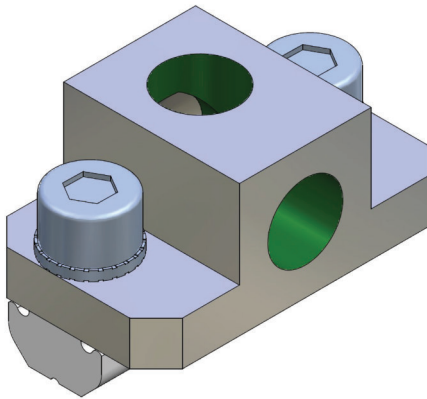


Table / Tabella

M = Suitable for Profiles
Applicabile ai Profili

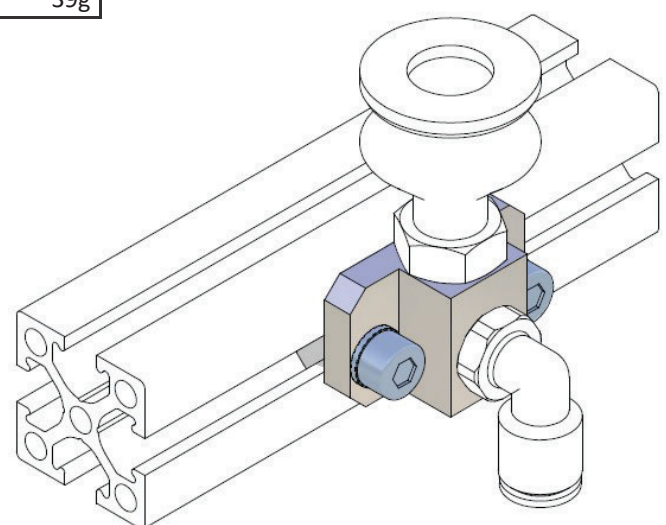
Remarks / Osservazioni:

Material / Materiale:
Aluminium / Alluminio

Surface: Silver anodized
Superficie: Argento anodizzato

Article no.	A	G1	G2	M	Weight
CA.SGB.5.5.X	4	M5	M5	L	27g
CA.SGB.18.18.X	7.5	G 1/8	G 1/8	X/JU	35g
CA.SGB.14.14.X	10	G 1/4	G 1/4		39g

Application example / Esempio applicativo



CA.L.../CA.X.../CA.JU...

CA.05 WLS

L/X/JU

. Thread Clamp Adjustable

. Staffa lunga per Ventosa

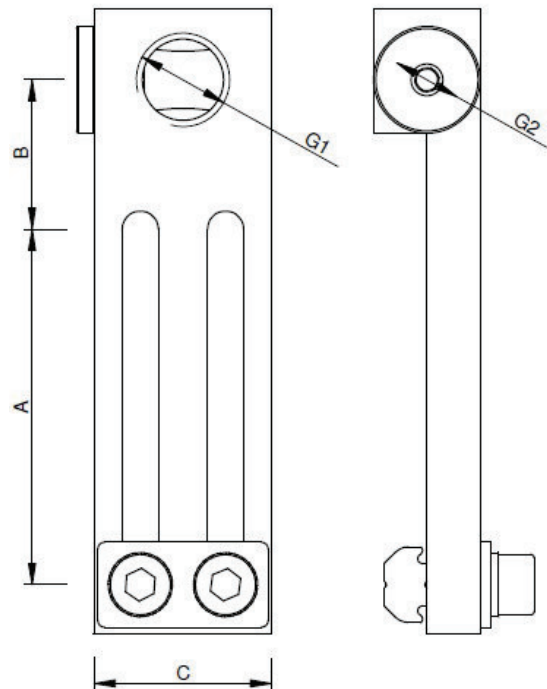
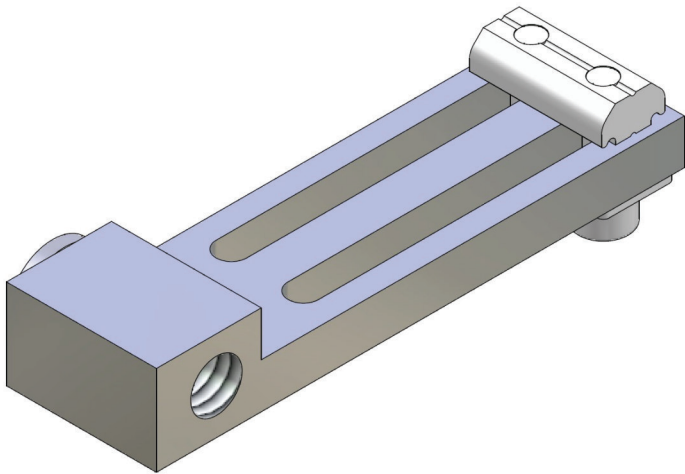


Table / Tabella

M = Suitable for Profiles
Applicabile ai Profili

Remarks / Osservazioni:

Material / Materiale:
Aluminium / Alluminio

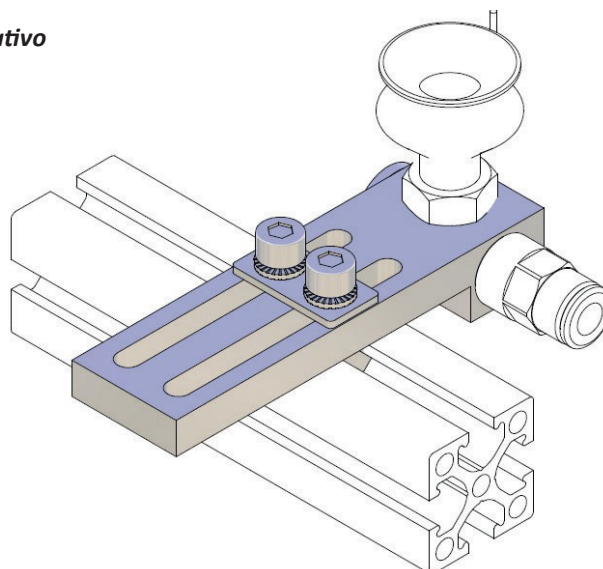
Surface: Silver anodized
Superficie: Argento anodizzato

Article no.	G1	G2	A	B	C	M	Weight
CA.WLS.M5.M5.X	M5	M5	40	14	16	L/X	24 g
CA.WLS.18.18.X	G 1/8	G 1/8	50	21	25	X/JU	65 g
CA.WLS.14.18.X	G 1/4			23			
CA-WLS.14.14.JU			G 1/4				JU

Vacuum cup

Application example / Esempio applicativo

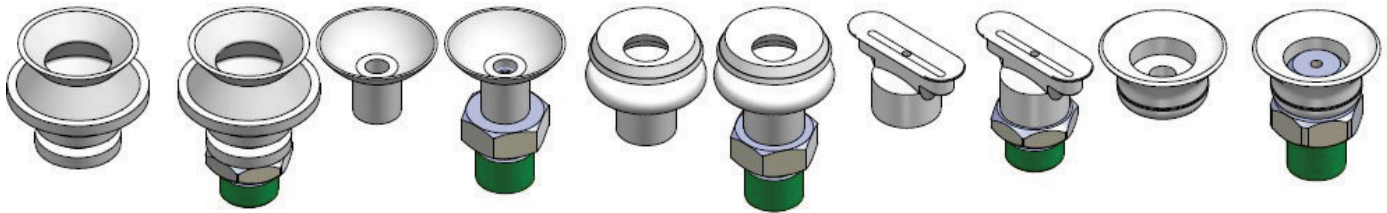
CA.L.../CA.X.../CA.JU...



CA.08

. Vacuum Cup properties

. Proprietà Ventose




Styles	Series	Applications
Oval vacuum cup <i>Ventosa ovale in silicone</i>	CA.08.27..	The oval series of suction cups is used for handling oblong products, such as pens, tubes and bottles, and flat or cylindrical objects. <i>La serie ovale di ventose è usata per la presa di prodotti oblungi, tipo penne, tubi e bottiglie, e oggetti cilindrici o piatti.</i>
With 1 bellows <i>Con 1 soffiETTO</i>	CA.08.03.. CA.08.28.. CA.08.29..	The suction cups with 1 bellows provide accuracy in load gripping and speeds up throughput rates. These suction cups are used for flat surfaces only. <i>La serie di ventose con un soffiETTO, grazie al loro profilo, garantiscono un'elevata precisione di presa e permettono di aumentare la cadenza operativa. Queste ventose sono indicate per oggetti con superfici piane.</i>
With 2 bellows <i>Con 2 soffiETTI</i>	CA.08.01.. CA.08.30.. CA.08.31..	The suction cups with 2 bellows combine the advantages of flat suction cups (precision and positioning) with the freedom of bellows (angle and flexibility). They provide flexibility, precision and low internal volume suitable for high-speed applications. <i>Le ventose con 2 soffiETTI combinano i vantaggi delle ventose piane con un movimento verticale più elevato, una maggiore elasticità e precisione. Permettono la presa di oggetti leggermente concavi e convessi.</i>
With 3 bellows <i>Con 3 soffiETTI</i>	CA.08.32.. CA.08.33.. CA.08.36..	The suction cups with 3 bellows are recommended for gripping products on different planes (large deflection) - thus replacing spring systems - and for gripping spherical or cylindrical objects at an angle (ball-joint effect). <i>Le ventose con 3 soffiETTI sono indicate per la presa di prodotti con differenze di altezza (grazie al grande movimento verticale), evitando l'utilizzo di compensatori di livello, nonché per la presa di oggetti sferici o con superfici a forte curvatura.</i>
With 2 bellows and foam strip <i>Con 2 soffiETTI con anella</i>	CA.08.26..	The suction cups with foam ring is designed for gripping products with an uneven or ridged surface, Ex. Sawn wood, sheet metal, flat surfaces with bumps or hollows. All granular surfaces to which suction cups cannot adhere correctly and therefore cannot be airtight. <i>Le ventose con anella sono ideate per prodotti di presa per superfici irregolari. Es. legno segato, foglio di metallo, superfici piate con protuberanze o vuoti. Tutte le superfici granulari alle quali le ventose non possono aderire correttamente, non possono quindi essere a tenuta d'aria.</i>

CA.08

. Vacuum Cup properties

. Proprietà Ventose



Remarks / Osservazioni:

The holding force of the suction pads increases proportionally with the difference between the ambient pressure and the pressure inside the pad.

The holding force of a suction pad is calculated with the formula:

$$F = \Delta p \times A$$

F = Holding force

Δp = Difference between ambient pressure and pressure of the system

A = Effective suction area (the effective area of a suction pad under vacuum)

This means the holding force is proportional to the pressure difference and the suction area. The greater the difference between ambient pressure and pressure in the suction pad or the larger the effective suction area, the greater the holding force. The force can vary depending on a change of the pressure difference and area parameters.

La forza di resistenza delle ventose aumenta proporzionalmente con la differenza tra la pressione ambiente e la pressione all'interno del cuscinetto.

La forza di resistenza delle ventose è calcolata con la formula:

$$F = \Delta p \times A$$

F = Forza di resistenza

Δp = Differenza tra la pressione ambiente e la pressione del sistema

A = Area effettiva della ventosa (l'area effettiva del cuscinetto della ventosa sotto la ventosa)

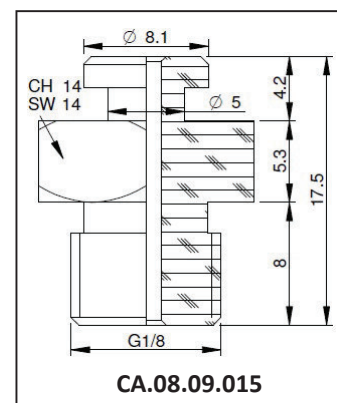
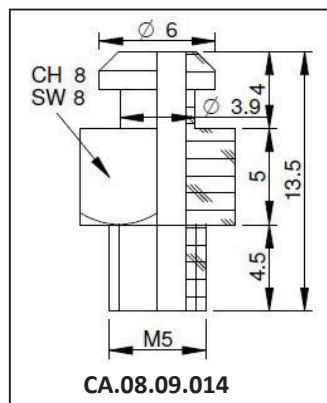
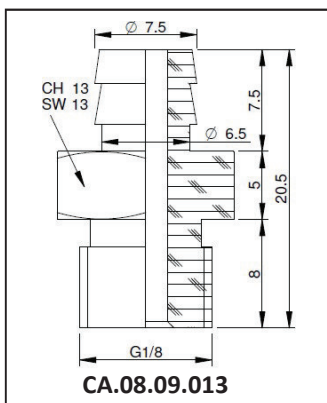
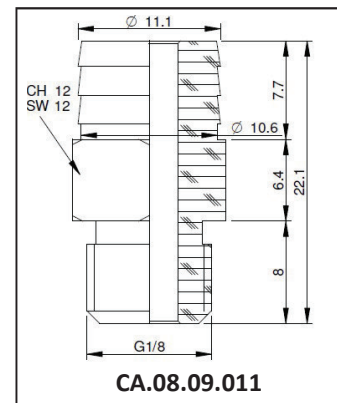
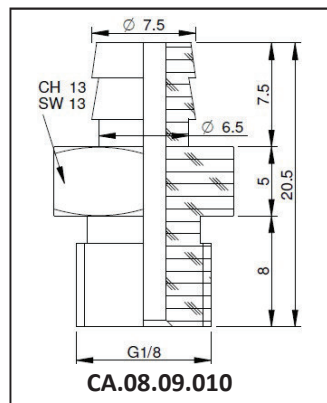
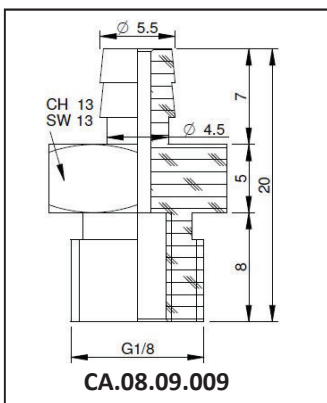
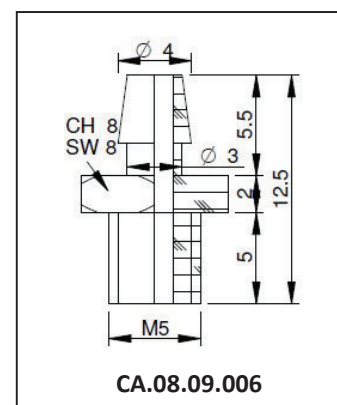
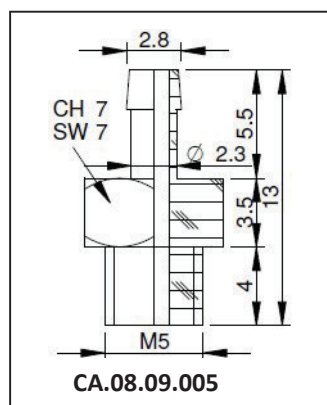
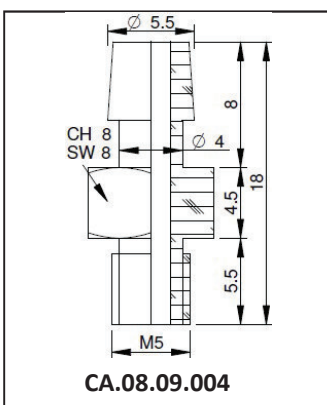
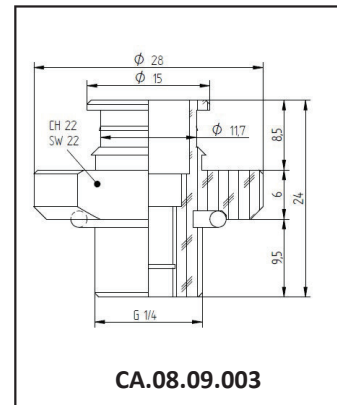
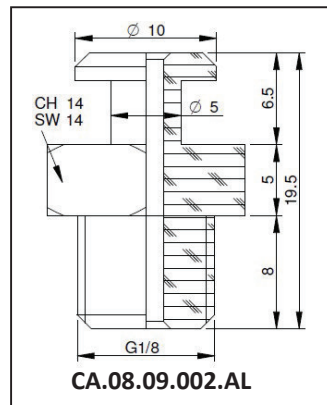
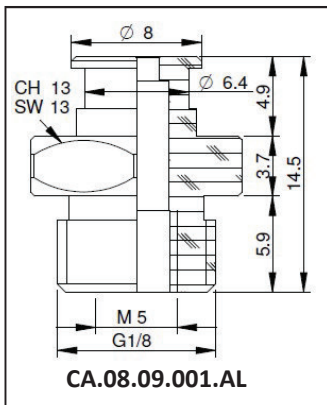
Ciò significa che la forza di resistenza è proporzionale alla differenza di pressione e l'area della ventosa. Maggiore la differenza tra la pressione ambiente e la pressione nella ventosa o maggiore l'area effettiva della ventosa, maggiore sarà la forza di resistenza. La forza può variare a causa di un cambio della differenza di pressione e parametri dell'area.

	HT1	SILICONE (translucid)	POLYURETHANE
Ozone resistance <i>Resistenza all'ozono</i>	☺ ☺ ☺	☺	☹
Oil resistance <i>Resistenza all'olio</i>	☺ ☺ ☺	☹	☺
Wear resistance <i>Resistenza all'usura</i>	☺ ☺	☹	☺ ☺ ☺
Tensile strength <i>Forza di tensione</i>	☺	☹	☹
Temperature resistance / Resistenza alla temperatura			
Short-term in °C (< 30 sec.) <i>Nel breve intervallo in °C (< 30 sec.)</i>	-25° to +170°	-50° to +220°	+10° to +50°
Longer-term in °C <i>Nel lungo intervallo in °C</i>	-10° to +140°	-30° to +180°	
Leaving few marks <i>Rimanenza di segno</i>	☺	☹	☺
Absence of PWIS (paint-wetting impairment substances) <i>Assenza di sostanze che danneggiano la vernice</i>	☺	☹	☺

CA.08.09

. Adapters for vacuum cups

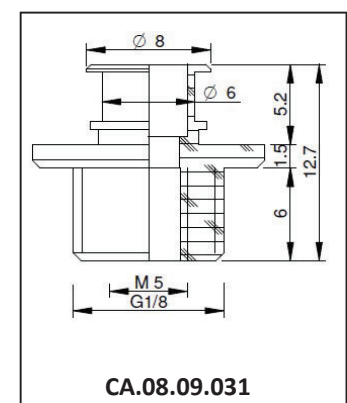
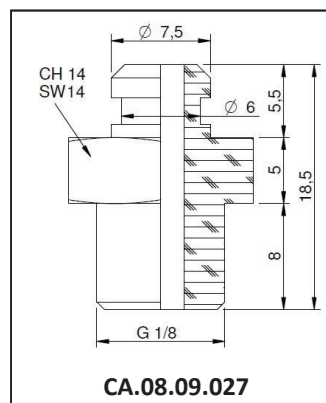
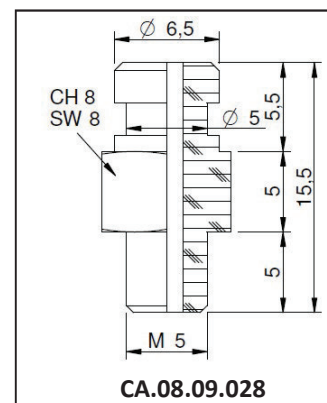
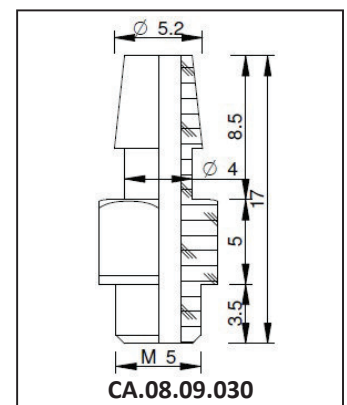
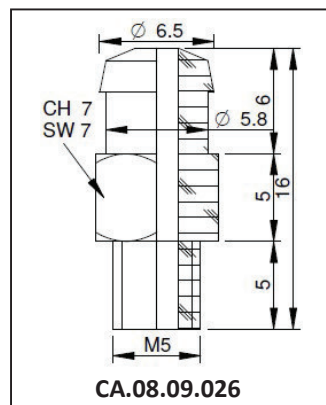
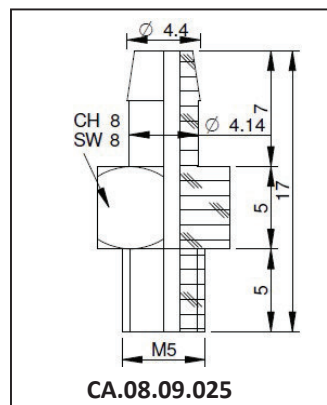
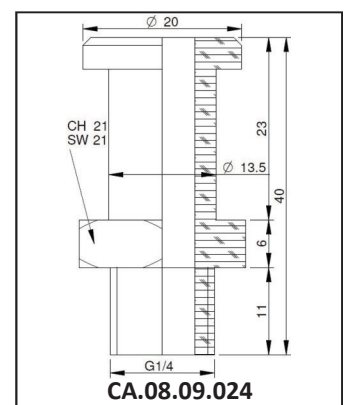
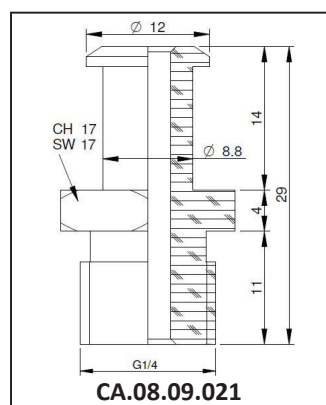
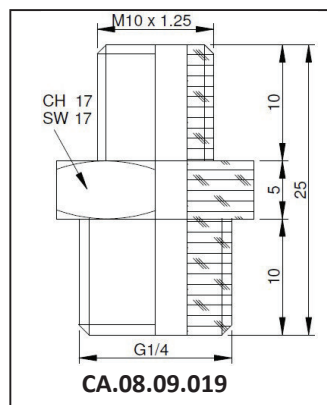
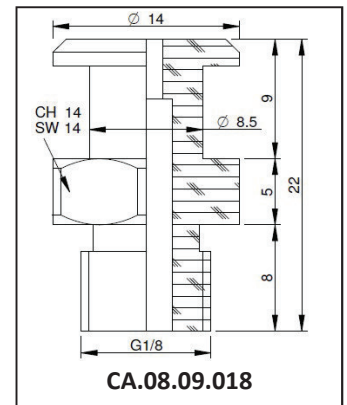
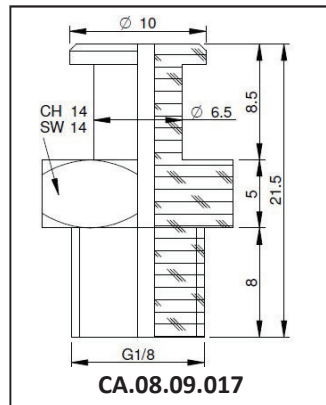
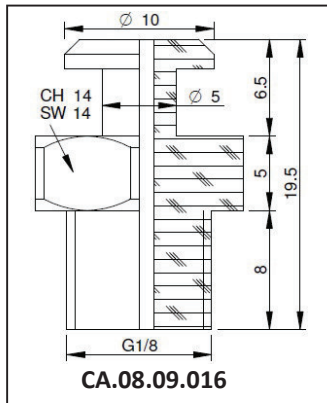
. Adattatori per Ventose



CA.08.09

. Adapters for vacuum cups

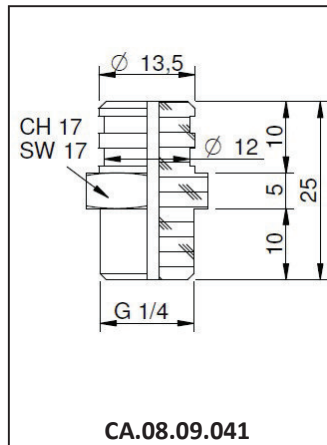
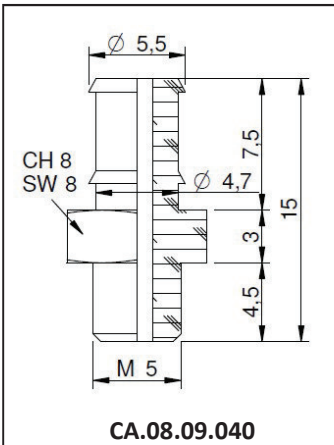
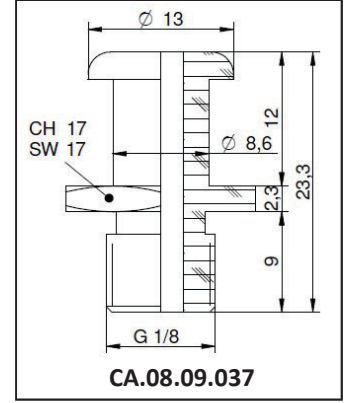
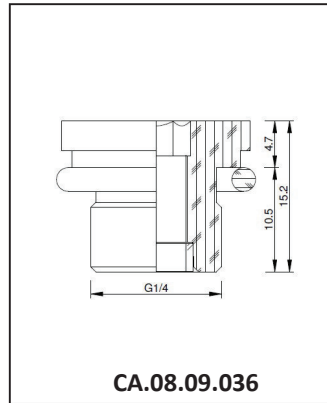
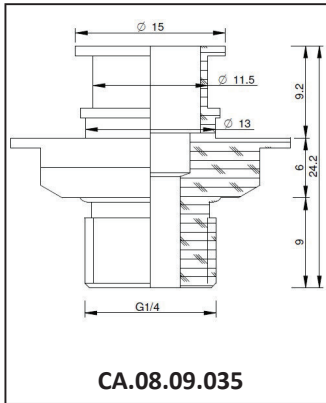
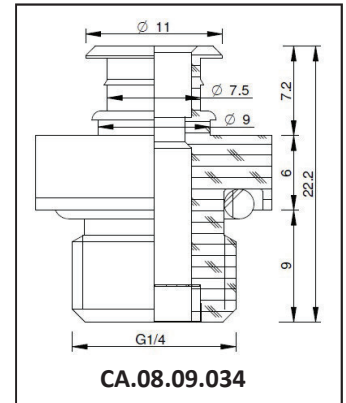
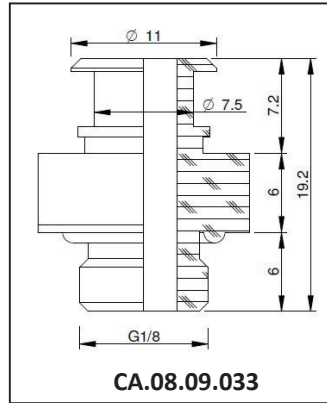
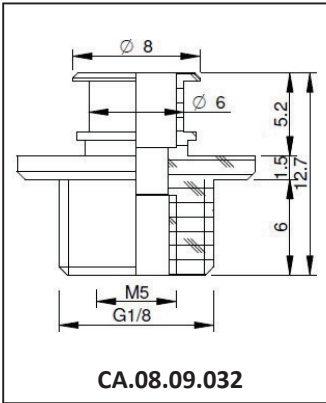
. Adattatori per Ventose



CA.08.09

. Adapters for vacuum cups

. Adattatori per Ventose



CA.08.09

. Adapters for vacuum cups

. Adattatori per Ventose

Article no.	Vacuum cups	Weight
CA.08.09.001.AL	CA.08.01.003 CA.08.27.001 CA.08.27.002 CA.08.27.003	3 g
CA.08.09.002.AL	CA.08.01.004 CA.08.01.005	12 g
CA.08.09.003	CA.08.01.006	3 g
CA.08.09.004	CA.08.01.001 CA.08.01.002 CA.08.03.003 CA.08.03.004 CA.08.03.005 CA.08.03.006 CA.08.26.D20.AS CA.08.26.D25.AS CA.08.30.001 CA.08.30.002 CA.08.30.003 CA.08.30.004 CA.08.30.005 CA.08.31.001 CA.08.31.002 CA.08.31.003 CA.08.31.004 CA.08.31.005 CA.08.32.D12 CA.08.32.D14 CA.08.32.D20 CA.08.32.D25 CA.08.33.D12 CA.08.33.D14 CA.08.33.D20 CA.08.33.D25	1 g
CA.08.09.005	CA.08.03.001	2 g
CA.08.09.006	CA.08.03.002	1 g

Article no.	Vacuum cups	Weight
CA.08.09.009	CA.08.01.001 CA.08.01.002 CA.08.03.003 CA.08.03.004 CA.08.03.005 CA.08.09.006 CA.08.26.D20.AS CA.08.26.D25.AS CA.08.30.001 CA.08.30.002 CA.08.30.003 CA.08.30.004 CA.08.30.005 CA.08.31.001 CA.08.31.002 CA.08.31.003 CA.08.31.004 CA.08.31.005 CA.08.32.D12 CA.08.32.D14 CA.08.32.D20 CA.08.32.D25 CA.08.33.D12 CA.08.33.D14 CA.08.33.D20 CA.08.33.D25	3 g
CA.08.09.010	CA.08.03.007 CA.08.03.008	4 g

Article no.	Vacuum cups	Weight
CA.08.09.016	CA.08.28.006 CA.08.29.006	4 g
CA.08.09.017	CA.08.28.007 CA.08.28.008 CA.08.28.009 CA.08.28.010 CA.08.29.007 CA.08.29.008 CA.08.29.009 CA.08.29.010	5 g

CA.08.09.018	CA.08.29.011 CA.08.28.011	5 g
--------------	------------------------------	-----

CA.08.09.019	CA.08.28.012 CA.08.28.013 CA.08.29.012 CA.08.29.013	8 g
--------------	--	-----

CA.08.09.021	CA.08.26.D33.AS CA.08.26.D43.AS CA.08.26.D53.AS CA.08.26.D63.AS CA.08.30.006 CA.08.30.007 CA.08.30.008 CA.08.30.009 CA.08.31.006 CA.08.31.007 CA.08.31.008 CA.08.31.009 CA.08.32.D32 CA.08.32.D42 CA.08.33.D32 CA.08.33.D42 CA.08.33.D52	8 g
--------------	--	-----

CA.08.09.024	CA.08.26.D78.AS CA.08.30.010 CA.08.31.011	15 g
--------------	---	------

CA.08.09.025	CA.08.33.D5 CA.08.33.D9	1 g
--------------	----------------------------	-----

CA.08.09.026	CA.08.32.D09 CA.08.33.D07	
--------------	------------------------------	--

Article no.	Vacuum cups	Weight
CA.08.09.011	CA.08.03.009 CA.08.03.010 CA.08.03.011 CA.08.26.D33.AS CA.08.26.D43.AS CA.08.26.D53.AS CA.08.26.D63.AS CA.08.30.006 CA.08.30.007 CA.08.30.008 CA.08.30.009 CA.08.31.006 CA.08.31.007 CA.08.31.008 CA.08.32.D32 CA.08.32.D42 CA.08.33.D32 CA.08.33.D42 CA.08.33.D52	4 g

CA.08.09.013	CA.08.27.004 CA.08.27.005 CA.08.27.006	19 g
--------------	--	------

CA.08.09.014	CA.08.28.001 CA.08.28.002 CA.08.28.003 CA.08.28.004 CA.08.29.001 CA.08.29.002 CA.08.29.003 CA.08.29.004	1 g
--------------	--	-----

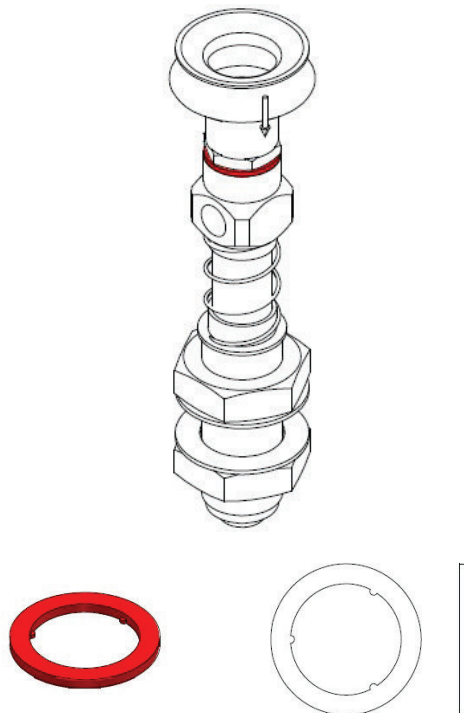
CA.08.09.015	CA.08.28.005 CA.08.29.005	4 g
--------------	------------------------------	-----

Article no.	Vacuum cups	Weight
CA.08.09.030	CA.08.36.D10 CA.08.36.D10.60 CA.08.36.D15 CA.08.36.D15.60	1 g
CA.08.09.031	CA.08.36.D20 CA.08.36.D20.60	2 g
CA.08.09.032	CA.08.36.D25 CA.08.36.D25.60	
CA.08.09.033	CA.08.36.D35	5 g
CA.08.09.034	CA.08.36.D35 CA.08.36.D35.60	8 g
CA.08.09.035	CA.08.36.D52 CA.08.36.D52.60	11 g
CA.08.09.036	CA.08.36.D75 CA.08.36.D75.60	18 g
CA.08.09.037	CA.08.01.005	19 g

Table / Tabella

M = Suitable for...
Applicabile a...

Article no.	M
CA.08.09.05	M5
CA.08.09.18	G 1/8
CA.08.09.14	G 1/4



CA.08.29
HT1

. Vacuum Cup with 1 Bellows only

. Ventosa con 1 soffiETTO

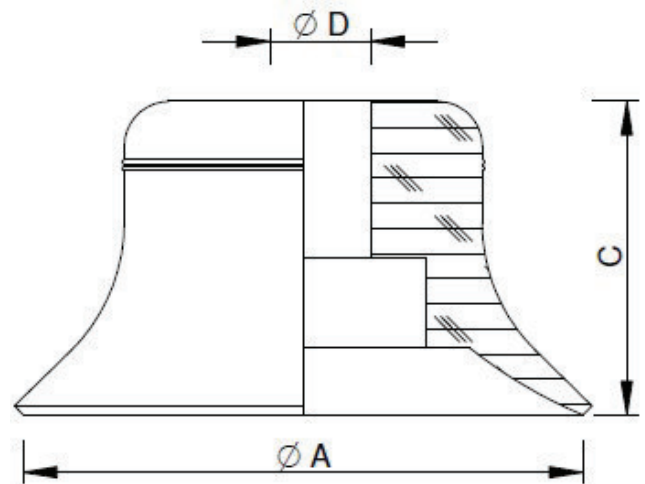



Table / Tabella

 F = Holding force
 Forza di tenuta

Article no.	A	C	D	F(N)	Weight
CA.08.29.001	Ø5	6.5	Ø4	0.75	0.2 g
CA.08.29.002	Ø6			1.2	
CA.08.29.003	Ø8	7		2.3	
CA.08.29.004	Ø10	7.5	Ø4.5	4	0.3 g
CA.08.29.005	Ø15	8		9	0.7 g
CA.08.29.006	Ø20	10	Ø6	15.5	1.4 g
CA.08.29.007	Ø25	14		26.5	2.4 g
CA.08.29.008	Ø30	14		34	3.5 g
CA.08.29.009	Ø35			44	5.9 g
CA.08.29.010	Ø40	15	Ø8	57.7	7.6 g
CA.08.29.011	Ø50			91	10.6 g
CA.08.29.012	Ø60			18	125
CA.08.29.013	Ø80	20.5	M10x1.25	260	51.2 g

Remarks / Osservazioni:

 Temperature resistance / Temperatura di resistenza
 Short-term in °C (< 30 sec.)
 Nel breve periodo in °C (< 30 sec.)
-25° to +170°
 Longer-term in °C
 Nel lungo periodo in °C
-10° to +140°

Leaving few marks ☺

Rimanezza di segno

Absence of PWIS (paint-wetting impairment substances) ☺

Assenza di sostanze che danneggiano la vernice

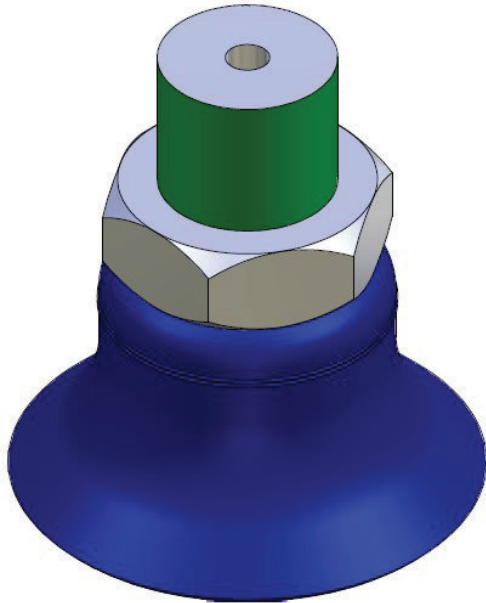
The suction cups with 1 bellows provide accuracy in load gripping and speeds up throughput rates. These suction cups are used for flat surfaces only.

La serie di ventose con un soffiETTO, grazie al loro profilo, garantiscono un'elevata precisione di presa e permettono di aumentare la cadenza operativa. Queste ventose sono indicate per oggetti con superfici piane.

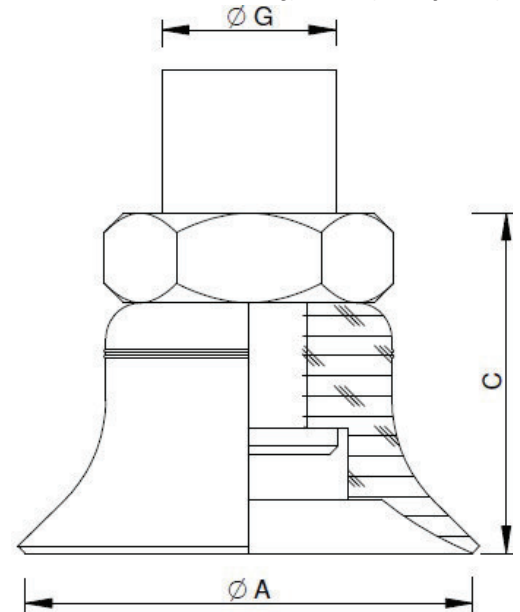
CA.08.29

HT1

. Vacuum Cup with 1 bellows (complete)



. Ventosa con 1 soffierto (Completa)



Article no.	VACUUM CUP	NIPPLE	A	C	G	Weight
KIT.08.29.D05	CA.08.29.001	CA.08.09.014	Ø5	9.5	M5	5 g
KIT.08.29.D06	CA.08.29.002		Ø6			
KIT.08.29.D08	CA.08.29.003		Ø8	12		
KIT.08.29.D10	CA.08.29.004		Ø10	12.5		
KIT.08.29.D15	CA.08.29.005	CA.08.09.015	Ø15	13.3	G 1/8	6 g
KIT.08.29.D20	CA.08.29.006	CA.08.09.016	Ø20	15		
KIT.08.29.D25	CA.08.29.007	CA.08.09.017	Ø25	19	G 1/8	7 g
KIT.08.29.D30	CA.08.29.008		Ø30	17		8 g
KIT.08.29.D35	CA.08.29.009		Ø35	19		10 g
KIT.08.29.D40	CA.08.29.010		Ø40			12 g
KIT.08.29.D50	CA.08.29.011	CA.08.09.018	Ø50	20	G 1/4	20 g
KIT.08.29.D60	CA.08.29.012	CA.08.09.019	Ø60	23		24 g
KIT.08.29.D80	CA.08.29.013		Ø80	25	43 g	

CA.08.31
HT1

. Vacuum Cup with 2 bellows only

. Ventosa con 2 soffietti

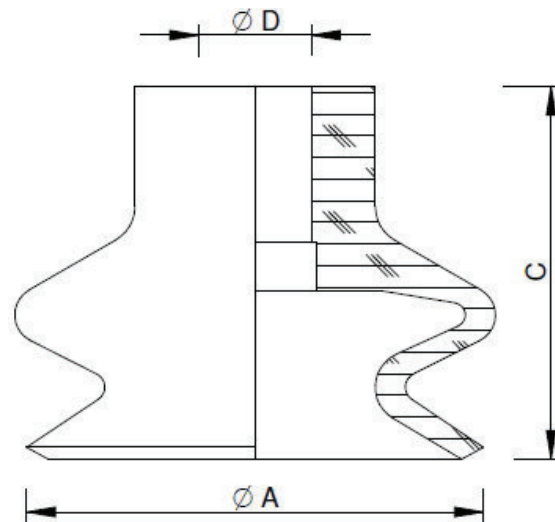


Table / Tabella

 F = Holding force
 Forza di tenuta

Article no.	A	C	D	F(N)	Weight
CA.08.31.012	Ø 6	9	Ø 3.7	1.5	1 g
CA.08.31.001	Ø 11	16	Ø 5	2.4	
CA.08.31.002	Ø 14			3.5	3 g
CA.08.31.003	Ø 16	19	Ø 4.7	3.7	
CA.08.31.004	Ø 20	16		7.7	4 g
CA.08.31.005	Ø 22	20	Ø 8	9	5 g
CA.08.31.006	Ø 25	23		11	
CA.08.31.007	Ø 33	27.5	Ø 8	19.2	7 g
CA.08.31.008	Ø 43	28		28	12 g
CA.08.31.009	Ø 53	34		59	18 g
CA.08.31.010	Ø 63		82	23 g	
CA.08.31.011	Ø 78	46.8	Ø 12	152	32 g

Remarks / Osservazioni:

 Temperature resistance / Temperatura di resistenza
 Short-term in °C (< 30 sec.)

Nel breve periodo in °C (< 30 sec.)

-25° to +170°

Longer-term in °C

Nel lungo periodo in °C

-10° to +140°

Leaving few marks ☺

Rimanenza di segno

Absence of PWIS (paint-wetting impairment substances) ☺

Assenza di sostanze che danneggiano la vernice

The suction cups with 2 bellows combine the advantages of flat suction cups (precision and positioning) with the freedom of bellows (angle and flexibility). They provide flexibility, precision and low internal volume suitable for high-speed applications.

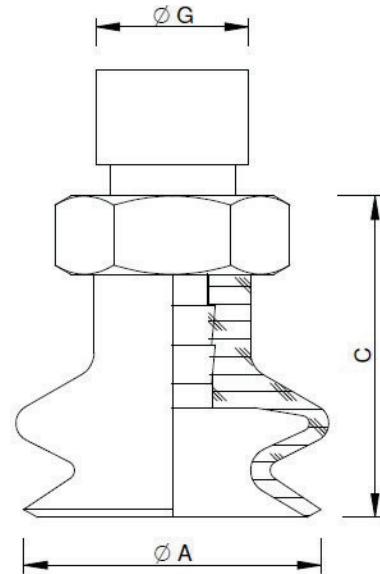
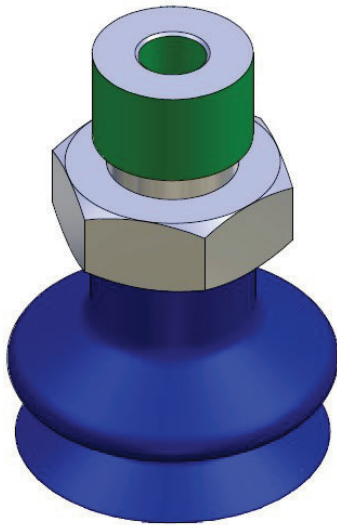
Le ventose con 2 soffietti combinano i vantaggi delle ventose piane con un movimento verticale più elevato, una maggiore elasticità e precisione. Permettono la presa di oggetti leggermente concavi e convessi.

CA.08.31

HT1

. Vacuum Cup with 2 bellows (complete)

. Ventosa de 2 fuelles (completa)



Article no.	VACUUM CUP	NIPPLE	A	C	G	Weight
KIT.08.31.D06.14	CA.08.31.012	CA.08.09.014	Ø 6	14	M5	2 g
KIT.08.31.D11.4	CA.08.31.001	CA.08.09.004	Ø 11	20.5	M5	2 g
KIT.08.31.D11.9		CA.08.09.009		21	G 1/8	4 g
KIT.08.31.D14.4	CA.08.31.002	CA.08.09.004	Ø 14	20.5	M5	2 g
KIT.08.31.D14.9		CA.08.09.009		21	G 1/8	4 g
KIT.08.31.D16.4	CA.08.31.003	CA.08.09.004	Ø 16	23.5	M5	4 g
KIT.08.31.D16.9		CA.08.09.009		24	G 1/8	6 g
KIT.08.31.D20.4	CA.08.31.004	CA.08.09.004	Ø 20	20.5	M5	5 g
KIT.08.31.D20.9		CA.08.09.009		21	G 1/8	7 g
KIT.08.31.D22.4	CA.08.31.005	CA.08.09.004	Ø 22	20.5	M5	6 g
KIT.08.31.D22.9		CA.08.09.009		21	G 1/8	8 g
KIT.08.31.D25.4	CA.08.31.006	CA.08.09.004	Ø 25	27.5	M5	6 g
KIT.08.31.D25.9		CA.08.09.009		28	G 1/8	8 g
KIT.08.31.D33.11	CA.08.31.007	CA.08.09.011	Ø 33	33.5	G 1/8	11 g
KIT.08.31.D33.21		CA.08.09.021		31.5	G 1/4	15 g
KIT.08.31.D43.11	CA.08.31.008	CA.08.09.011	Ø 43	34	G 1/8	16 g
KIT.08.31.D43.21		CA.08.09.021		32	G 1/4	20 g
KIT.08.31.D53.11	CA.08.31.009	CA.08.09.011	Ø 53	40.5	G 1/8	22 g
KIT.08.31.D53.21		CA.08.09.021		38	G 1/4	26 g
KIT.08.31.D63.21	CA.08.31.010	CA.08.09.021	Ø 63	38	G 1/4	31 g
KIT.08.31.D78.24	CA.08.31.011	CA.08.09.024	Ø 78	52.8		47 g

CA.08.32
HT1

. Vacuum Cup with 3 bellows only

. Ventosa con 3 soffietti

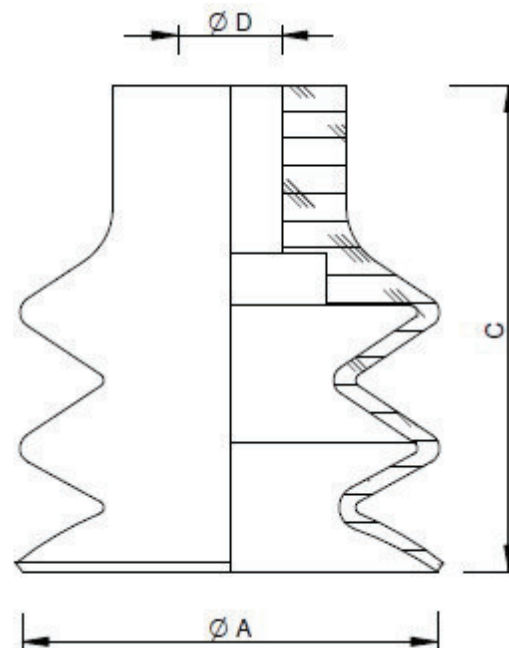


Table / Tabella

 F = Holding force
 Forza di tenuta

Article no.	A	C	D	F(N)	Weight
CA.08.32.D09	Ø9	15	Ø4	0.7	2 g
CA.08.32.D12	Ø12	21		0.9	3 g
CA.08.32.D14	Ø14	23		1.2	4 g
CA.08.32.D20	Ø20	22		3.8	6 g
CA.08.32.D25	Ø25	34		4.5	7 g
CA.08.32.D32	Ø32	37	Ø8	12	8 g
CA.08.32.D42	Ø42	46		13.6	10 g
CA.08.32.D52	Ø52	49		28.5	25 g
CA.08.32.D62	Ø62	54		41	39 g

Remarks / Osservazioni:

 Temperature resistance / Temperatura di resistenza
 Short-term in °C (< 30 sec.)

Nel breve periodo in °C (< 30 sec.)

-25° to +170°

Longer-term in °C

Nel lungo periodo in °C

-10° to +140°

Leaving few marks ☺

Rimanezza di segno

 Absence of PWIS (paint-wetting impairment
 substances) ☺

Assenza di sostanze che danneggiano la vernice

The suction cups with 3 bellows are recommended for gripping products on different planes (large deflection) - thus replacing spring systems - and for gripping spherical or cylindrical objects at an angle (ball-joint effect).

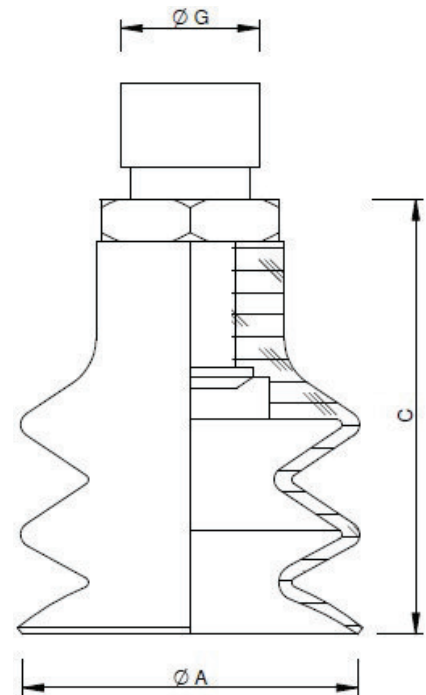
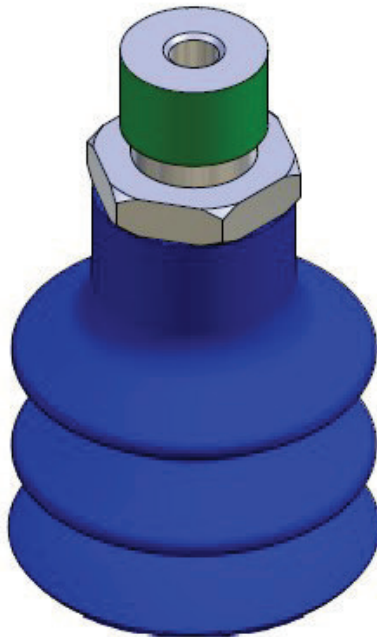
Le ventose con 3 soffietti sono indicate per la presa di prodotti con differenze di altezza (grazie al grande movimento verticale), evitando l'utilizzo di compensatori di livello, nonché per la presa di oggetti sferici o con superfici a forte curvatura.

CA.08.32

HT1

. Vacuum Cup with 3 bellows (complete)

. Ventosa con 3 soffietti (Completa)



Article no.	VACUUM CUP	NIPPLE	A	C	G	Weight
KIT.08.32.D09.26	CA.08.32.D09	CA.08.09.026	Ø 9	20	M5	3 g
KIT.08.32.D12.4	CA.08.32.D12	CA.08.09.004	Ø 12	25.5	M5	4 g
KIT.08.32.D12.9		CA.08.09.009		26	G 1/8	6 g
KIT.08.32.D14.4	CA.08.32.D14	CA.08.09.004	Ø 14	27.5	M5	5 g
KIT.08.32.D14.9		CA.08.09.009		28	G 1/8	7 g
KIT.08.32.D20.4	CA.08.32.D20	CA.08.09.004	Ø 20	26.5	M5	10 g
KIT.08.32.D20.9		CA.08.09.009		27	G 1/8	12 g
KIT.08.32.D25.4	CA.08.32.D25	CA.08.09.004	Ø 25	38.5	M5	11 g
KIT.08.32.D25.9		CA.08.09.009		39	G 1/8	13 g
KIT.08.32.D32.11	CA.08.32.D32	CA.08.09.011	Ø 32	43.3	G 1/8	12 g
KIT.08.32.D32.21		CA.08.09.021		41	G 1/4	16 g
KIT.08.32.D42.11	CA.08.32.D42	CA.08.09.011	Ø 42	52.3	G 1/8	14 g
KIT.08.32.D42.21		CA.08.09.021		50	G 1/4	18 g
KIT.08.32.D52.21	CA.08.32.D52	CA.08.09.021	Ø 52	64	G1/4	33 g
KIT.08.32.D62.21	CA.08.32.D62		Ø 62	59		50 g

CA.08.39

HT1

. Vacuum Cup oval only

. Ventosa Ovale

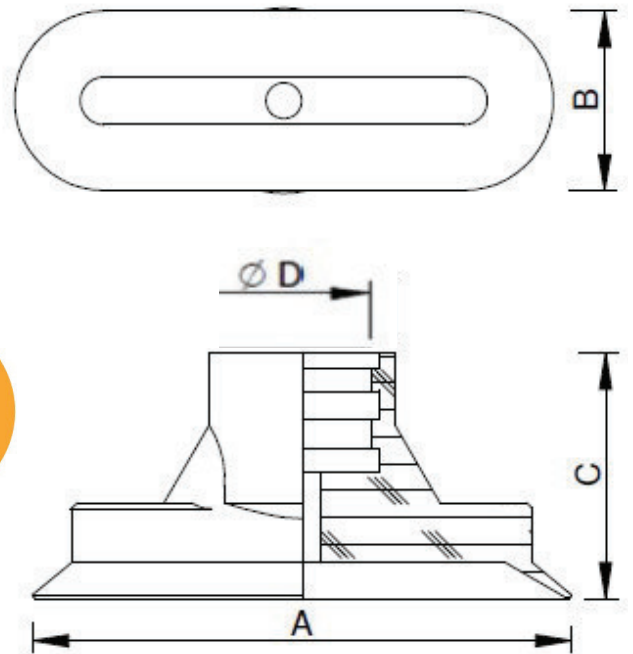



Table / Tabella

F = Holding force
Forza di tenuta

Article no.	A	B	C	D	F(N)	Weight
CA.08.39.001	12	4	15	4	1.8 N	0.5 g
CA.08.39.002	14		12	4.5	3.1 N	
CA.08.39.003	17	5			4.5 N	
CA.08.39.004	23	7	7	13	8.0 N	1.0 g
CA.08.39.005	29	9			12.2 N	1.1 g
CA.08.39.006	44	14			28.2 N	3.4 g
CA.08.39.007	59	19	21	21	50.1 N	6.4 g
CA.08.39.008	74	24			73.3 N	17.9 g

Remarks / Osservazioni:

Temperature resistance / Temperatura di resistenza
Short-term in °C (< 30 sec.)

Nel breve periodo in °C (< 30 sec.)

-25° to +170°

Longer-term in °C

Nel lungo periodo in °C

-10° to +140°

Leaving few marks ☺

Rimanenza di segno

Absence of PWIS (paint-wetting impairment substances) ☺

Assenza di sostanze che danneggiano la vernice

The oval series of suction cups is used for handling oblong products, such as pens, tubes and bottles, and flat or cylindrical objects.

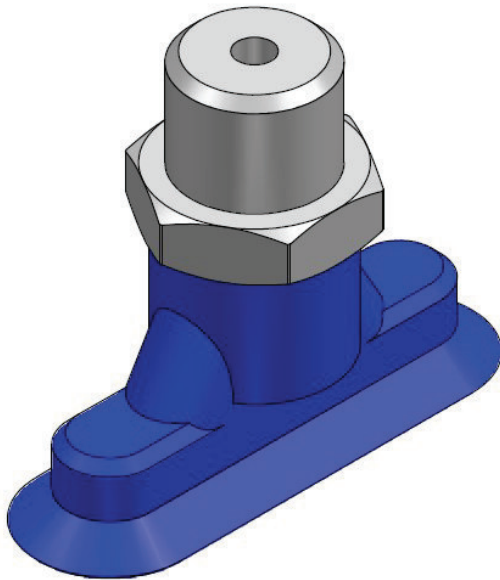
La serie ovale di ventose è usata per la presa di prodotti oblungi, tipo penne, tubi e bottiglie, e oggetti cilindrici o piatti.

CA.08.39

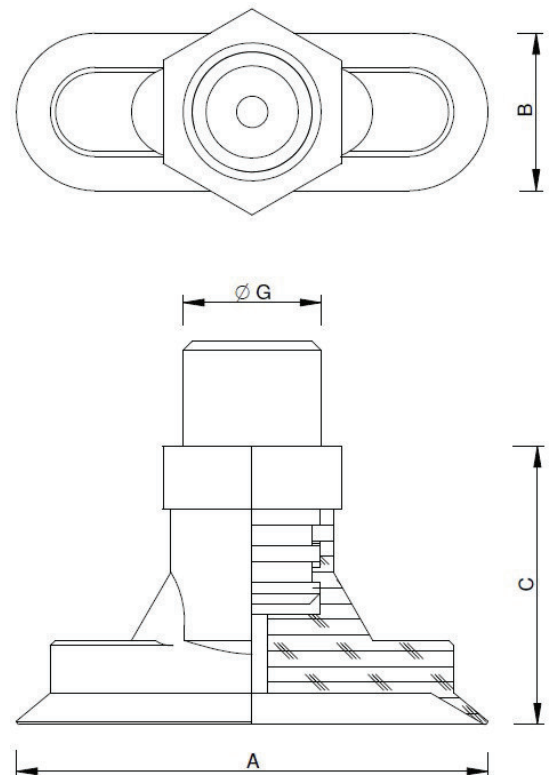
HT1

. Vacuum Cup Oval (complete)

. Ventosa Ovale (Completa)



New



Article no.	VACUUM CUP	NIPPLE	A	B	C	G	Weight
KIT.08.39.L12.40	CA.08.39.001	CA.08.09.040	12	5	18	M5	2.9 g
KIT.08.39.L15.28	CA.08.39.002	CA.08.09.028	14	4	17		3.4 g
KIT.08.39.L18.28	CA.08.39.003	CA.08.09.028	17	5			3.7 g
KIT.08.39.L24.27	CA.08.39.004	CA.08.09.027	23	7	26	G1/8	6.7 g
KIT.08.39.L30.27	CA.08.39.005	CA.08.09.027	29	9			6.8 g
KIT.08.39.L45.41	CA.08.39.006	CA.08.09.041	44	14	26	G1/4	14.8 g
KIT.08.39.L60.41	CA.08.39.007	CA.08.09.041	59	19			19.0 g
KIT.08.39.L75.41	CA.08.39.008	CA.08.09.041	74	24			26.9 g

CA.08.26
SILICONE

. Vacuum Cup with 2 bellows and foam strip

. Ventosa con 2 soffietti con anello in spugna

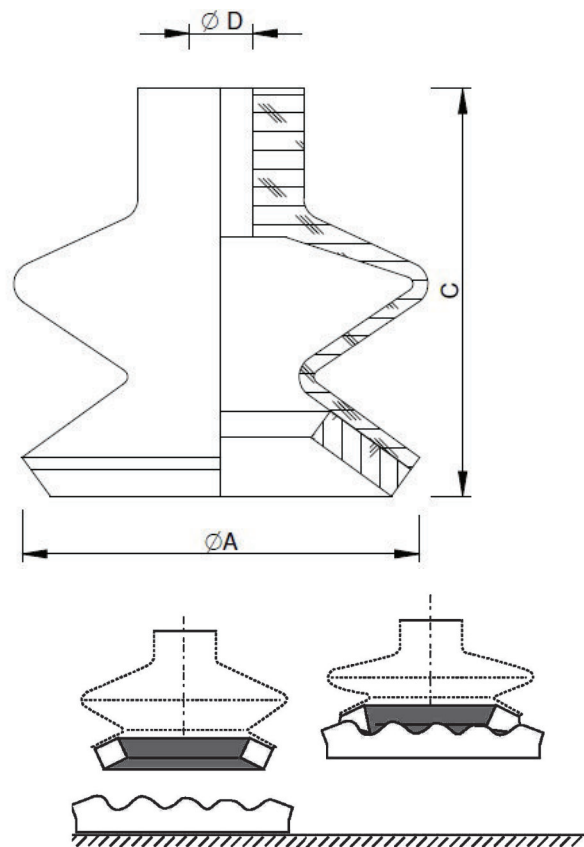



Table / Tabella

 F = Holding force
 Forza di tenuta

Article no.	A	C	D	F(N)	Weight
CA.08.26.D16.AS	Ø16	21	Ø3.8	7	2 g
CA.08.26.D20.AS	Ø20	18		9	
CA.08.26.D25.AS	Ø25	25		11	
CA.08.26.D33.AS	Ø33	29	Ø8	19.2	7 g
CA.08.26.D43.AS	Ø43	32		28	13 g
CA.08.26.D53.AS	Ø53	38		59	22 g
CA.08.26.D63.AS	Ø63	37		82	26 g
CA.08.26.D78.AS	Ø78	51	Ø12	152	51 g

Remarks / Osservazioni:

 Temperature resistance /
 Temperatura di resistenza
 Short-term in °C (< 30 sec.)
 Nel breve periodo in °C (< 30 sec.)
-50° to +220°
 Longer-term in °C
 Nel lungo periodo in °C
-30° to +180°

 Leaving few marks ☒
 Rimanenza di segno

 Absence of PWIS (paint-wetting impairment
 substances) ☒
 Assenza di sostanze che danneggiano la vernice

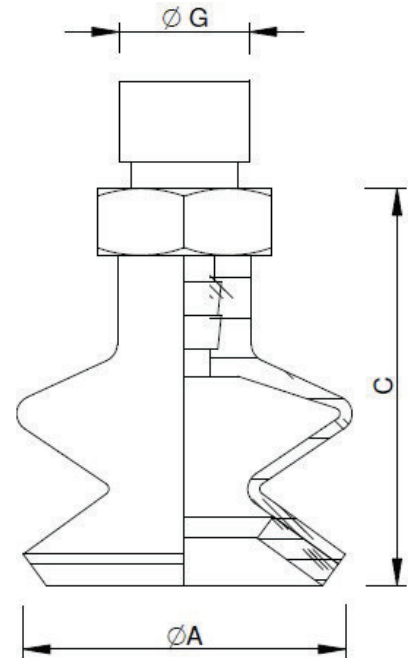
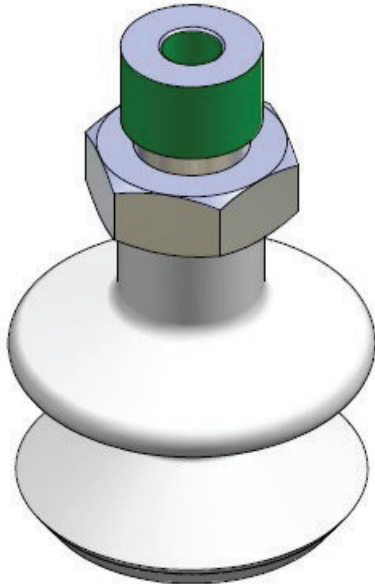
The suction cups with foam ring are designed for gripping products with an uneven or ridged surface, Ex. Sawn wood, sheet metal, flat surfaces with bumps or hollows. Those suction cups cannot adhere correctly to any granular surface and therefore cannot be airtight.

Le ventose con anella sono ideate per prodotti di presa per superfici irregolari. Es. legno segato, foglio di metallo, superfici piatte con protuberanze o vuoti. Tutte le superfici granulari alle quali le ventose non possono aderire correttamente, non possono quindi essere a tenuta d'aria.

CA.08.26

- Vacuum Cup with 2 bellows and foam strip (complete)

- Ventosa con 2 soffietti con anello in spugna (completa)



Article no.	VACUUM CUP	NIPPLE	A	C	G	Weight
KIT.08.26.D16.4 KIT.08.26.D16.9	CA.08.26.D16.AS	CA.08.09.004 CA.08.09.009	Ø16	25.5 26	M5 G 1/8	3 g 6 g
KIT.08.26.D20.4 KIT.08.26.D20.9	CA.08.26.D20.AS	CA.08.09.004 CA.08.09.009	Ø20	22.5 23	M5 1/8	3 g 6 g
KIT.08.26.D25.4 KIT.08.26.D25.9	CA.08.26.D25.AS	CA.08.09.004 CA.08.09.009	Ø25	29.5 30	M5 1/8"	4 g 6 g
KIT.08.26.D33.11 KIT.08.26.D33.21	CA.08.26.D33.AS	CA.08.09.011 CA.08.09.021	Ø33	35.3 33	1/8" 1/4"	11 g 15 g
KIT.08.26.D43.11 KIT.08.26.D43.21	CA.08.26.D43.AS	CA.08.09.011 CA.08.09.021	Ø43	38.3 36	1/8" 1/4"	17 g 21 g
KIT.08.26.D53.11 KIT.08.26.D53.21	CA.08.26.D53.AS	CA.08.09.011 CA.08.09.021	Ø53	44.3 42	1/8" 1/4"	26 g 30 g
KIT.08.26.D63.11 KIT.08.26.D63.21	CA.08.26.D63.AS	CA.08.09.011 CA.08.09.021	Ø63	43.3 41	1/8" 1/4"	30 g 34 g
KIT.08.26.D78.24	CA.08.26.D78.AS	CA.08.09.024	Ø78	57	1/4"	57 g

CA.08.40

SILICONE

. Vacuum Cup oval only

. Ventosa Ovale

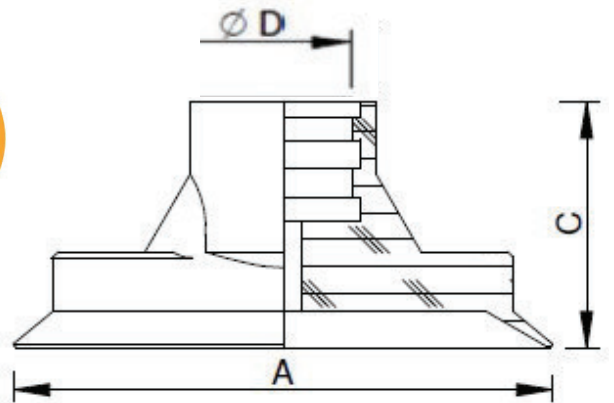
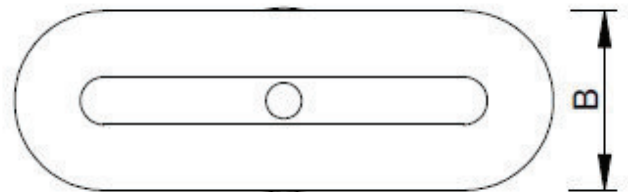



Table / Tabella

F = Holding force
Forza di tenuta

Remarks / Osservazioni:

Article no.	A	B	C	D	F(N)	Weight
CA.08.40.001	12	4	15	Ø4	1.8	0.5 g
CA.08.40.002	15	5	12	Ø4.5	3.1	
CA.08.40.003	18	6			4.5	
CA.08.40.004	24	8		Ø7	8	1.0 g
CA.08.40.005	30	10	21	Ø13	12.2	1.1 g
CA.08.40.006	45	15			28.2	3.4 g
CA.08.40.007	60	20			50.1	6.4 g
CA.08.40.008	75	25	78.3	17.9 g		

Temperature resistance /
Temperatura di resistenza
Short-term in °C (< 30 sec.)
Nel breve periodo in °C (< 30 sec.)
-50° to +220°
Longer-term in °C
Nel lungo periodo in °C
-30° to +180°

Leaving few marks ☒
Rimanenza di segno

Absence of PWIS (paint-wetting impairment substances) ☒
Assenza di sostanze che danneggiano la vernice

The oval series of suction cups is used for handling oblong products, such as pens, tubes and bottles, and flat or cylindrical objects.

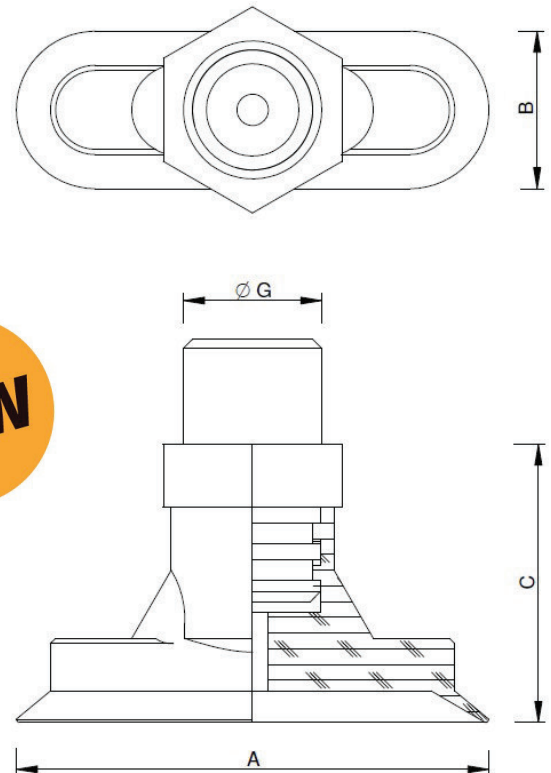
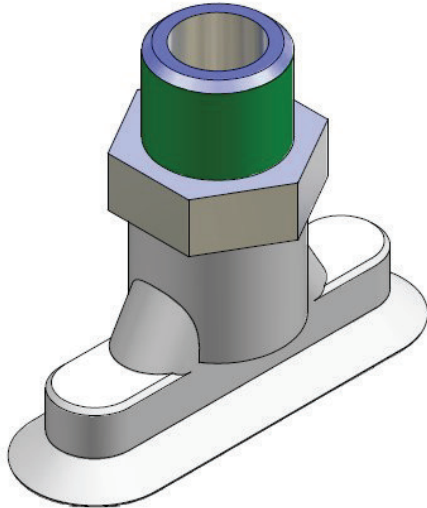
La serie ovale di ventose è usata per la presa di prodotti oblungi, tipo penne, tubi e bottiglie, e oggetti cilindrici o piatti.

CA.08.40

SILICONE

. Vacuum Cup Oval (complete)

. Ventosa ovale (completa)



Article no.	VACUUM CUP	NIPPLE	A	B	C	G	Weight
KIT.08.40.L12.40	CA.08.40.001	CA.08.09.040	12	4	18	M5	2.9 g
KIT.08.40.L15.28	CA.08.40.002	CA.08.09.028	15	5	17		3.4 g
KIT.08.40.L18.28	CA.08.40.003		18	6			3.7 g
KIT.08.40.L24.27	CA.08.40.004	CA.08.09.027	24	8		G 1/8	6.7 g
KIT.08.40.L30.27	CA.08.40.005		30	10			6.8 g
KIT.08.40.L45.41	CA.08.40.006	CA.08.09.041	45	15	26	G 1/4	14.8 g
KIT.08.40.L60.41	CA.08.40.007		60	20			19 g
KIT.08.40.L75.41	CA.08.40.008		75	25			26.9 g

CA.08.28
SILICONE

. Vacuum Cup with 1 bellow only

. Ventosa con 1 soffietto

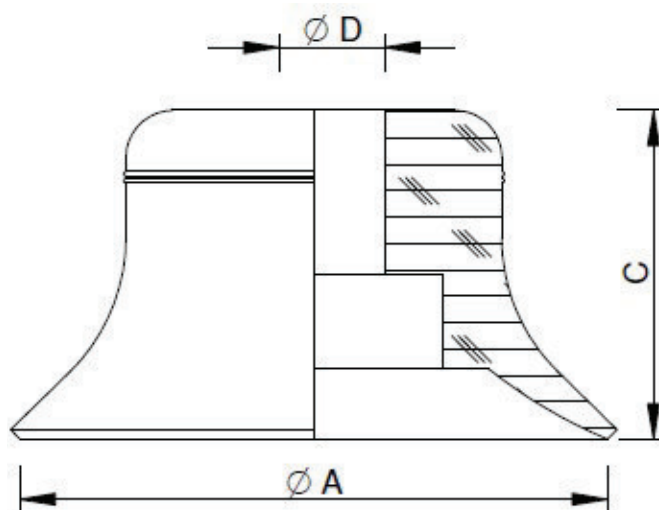



Table / Tabella

 F = Holding force
 Forza di tenuta

Article no.	A	C	D	F(N)	Weight
CA.08.28.001	Ø5	6.5	Ø4	0.75	1 g
CA.08.28.002	Ø6			1.2	
CA.08.28.003	Ø8			2.3	
CA.08.28.004	Ø10	7.5	4		
CA.08.28.005	Ø15	8	Ø4.5	9	
CA.08.28.006	Ø20	10	15.5		
CA.08.28.007	Ø25	14	Ø6	26.5	2 g
CA.08.28.008	Ø30	12		34	3 g
CA.08.28.009	Ø35	14		44	5 g
CA.08.28.010	Ø40		57.7	7 g	
CA.08.28.011	Ø50	15	Ø8	91	15 g
CA.08.28.012	Ø60	18	M10x1.25	125	19 g
CA.08.28.013	Ø80	20		260	38 g

Remarks / Osservazioni:

 Temperature resistance / Temperatura di resistenza
 Short-term in °C (< 30 sec.)

Nel breve periodo in °C (< 30 sec.)

-50° to +220°

Longer-term in °C

Nel lungo periodo in °C

-30° to +180°

Leaving few marks ☹

Rimanenza di segno

Absence of PWIS (paint-wetting impairment substances) ☹

Assenza di sostanze che danneggiano la vernice

The suction cups with 1 bellow provide accuracy in load gripping and speed up throughput rates. These suction cups are used for flat surfaces only.

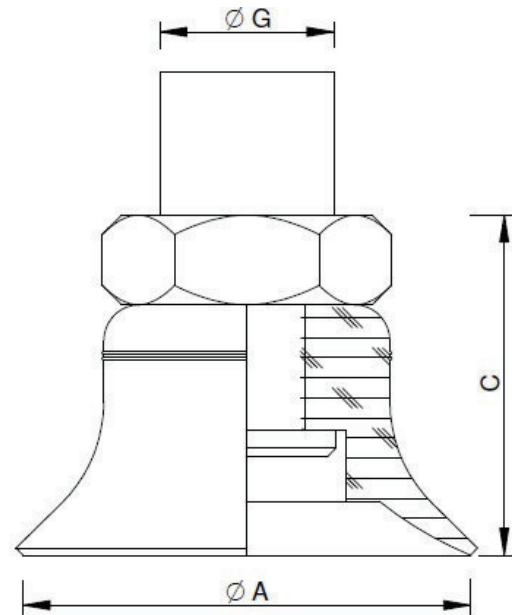
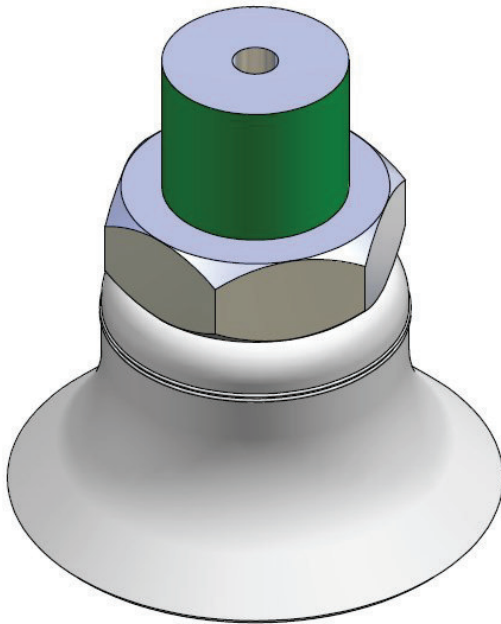
La serie di ventose con un soffietto, grazie al loro profilo, garantiscono un'elevata precisione di presa e permettono di aumentare la cadenza operativa. Queste ventose sono indicate per oggetti con superfici piane.

CA.08.28

SILICONE

. Vacuum Cup with 1 bellow (complete)

. Ventosa con 1 soffietto (Completa)



Article no.	VACUUM CUP	NIPPLE	A	C	G	Weight
KIT.08.28.D05	CA.08.28.001	CA.08.09.014	Ø 5	9.5	M5	6 g
KIT.08.28.D06	CA.08.28.002		Ø 6			
KIT.08.28.D08	CA.08.28.003		Ø 8			
KIT.08.28.D10	CA.08.28.004		Ø 10			
KIT.08.28.D15	CA.08.28.005	CA.08.09.015	Ø 15	13.3	G 1/8	7 g
KIT.08.28.D20	CA.08.28.006	CA.08.09.016	Ø 20	15		
KIT.08.28.D25	CA.08.28.007	CA.08.09.017	Ø 25	19		
KIT.08.28.D30	CA.08.28.008		Ø 30	19		
KIT.08.28.D35	CA.08.28.009		Ø 35		10 g	
KIT.08.28.D40	CA.08.28.010		Ø 40		12 g	
KIT.08.28.D50	CA.08.28.011	CA.08.09.019	Ø 50	20	G 1/4	20 g
KIT.08.28.D60	CA.08.28.012		Ø 60	23		24 g
KIT.08.28.D80	CA.08.28.013		Ø 60	23		24 g
			Ø 80	25		

CA.08.30
SILICONE

. Vacuum Cup with 2 bellows only

. Ventosa con 2 soffietti

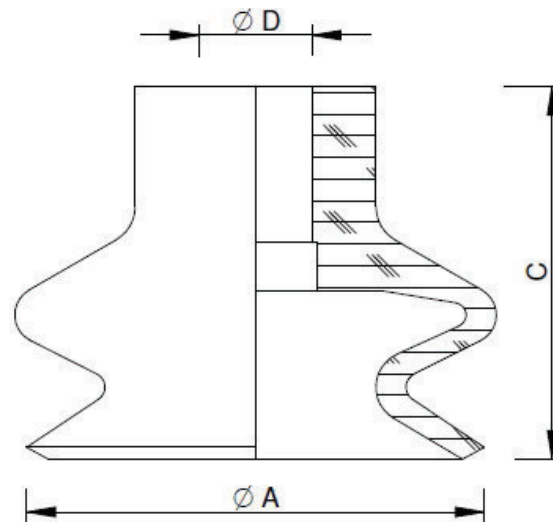



Table / Tabella

 F = Holding force
 Forza di tenuta

Article no.	A	C	D	F(N)	Weight
CA.08.30.012	Ø6	9	Ø3.7	1.5	1 g
CA.08.30.001	Ø10	16	Ø4.5	1.2	
CA.08.30.002	Ø12			2.3	
CA.08.30.003	Ø16	19		4.7	1.5 g
CA.08.30.004	Ø18	15	5.3	3 g	
CA.08.30.005	Ø23	23	13.6	7 g	
CA.08.30.006	Ø30	27	Ø8	23	11 g
CA.08.30.007	Ø38	28		51	19 g
CA.08.30.008	Ø50	34		85	24 g
CA.08.30.009	Ø60		137	56 g	
CA.08.30.010	Ø74	47	Ø12		

Remarks / Osservazioni:

 Temperature resistance / Temperatura di resistenza
 Short-term in °C (< 30 sec.)

Nel breve periodo in °C (< 30 sec.)
-50° to +220°

Longer-term in °C

Nel lungo periodo in °C
-30° to +180°

Leaving few marks ☹

Rimanenza di segno

Absence of PWIS (paint-wetting impairment substances) ☹

Assenza di sostanze che danneggiano la vernice

The suction cups with 2 bellows combine the advantages of flat suction cups (precision and positioning) with the freedom of bellows (angle and flexibility). They provide flexibility, precision and low internal volume suitable for high-speed applications.

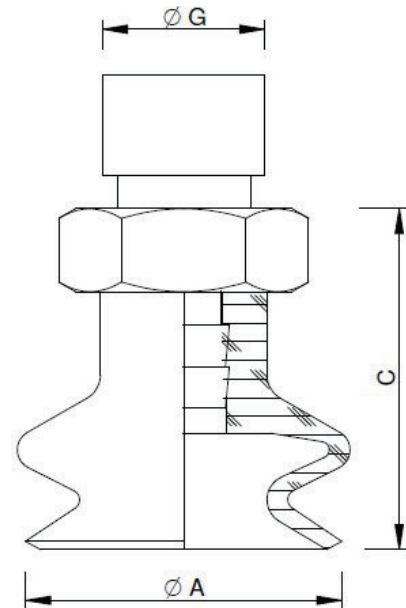
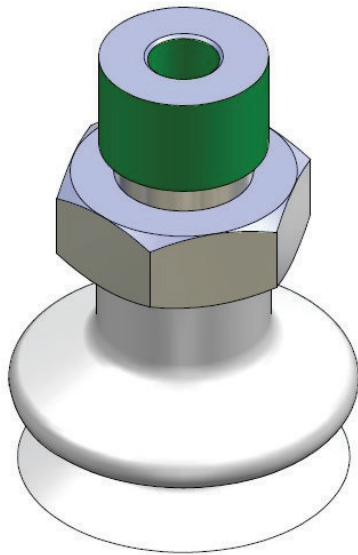
Le ventose con 2 soffietti combinano i vantaggi delle ventose piane con un movimento verticale più elevato, una maggiore elasticità e precisione. Permettono la presa di oggetti leggermente concavi e convessi.

CA.08.30

SILICONE

. Vacuum Cup with 2 bellows (complete)

. Ventosa con 2 soffiatti (completa)



Article no.	VACUUM CUP	NIPPLE	A	C	G	Weight
KIT.08.30.D06.14	CA.08.30.012	CA.08.09.014	Ø6	14	M5	2 g
KIT.08.30.D11.4	CA.08.30.001	CA.08.09.004	Ø11	20.5	M5	2 g
KIT.08.30.D11.9		CA.08.09.009		21	G 1/8	4 g
KIT.08.30.D14.4	CA.08.30.002	CA.08.09.004	Ø14	20.5	M5	2 g
KIT.08.30.D14.9		CA.08.09.009		21	G 1/8	4 g
KIT.08.30.D16.4	CA.08.30.003	CA.08.09.004	Ø16	23.5	M5	4 g
KIT.08.30.D16.9		CA.08.09.009		24	G 1/8	6 g
KIT.08.30.D20.4	CA.08.30.004	CA.08.09.004	Ø20	20.5	M5	5 g
KIT.08.30.D20.9		CA.08.09.009		21	G 1/8	7 g
KIT.08.30.D25.4	CA.08.30.005	CA.08.09.004	Ø25	27.5	M5	6 g
KIT.08.30.D25.9		CA.08.09.009		28	G 1/8	8 g
KIT.08.30.D33.11	CA.08.30.006	CA.08.09.011	Ø33	33.5	G 1/8	11 g
KIT.08.30.D33.21		CA.08.09.021		31.5	G 1/4	15 g
KIT.08.30.D43.11	CA.08.30.007	CA.08.09.011	Ø43	34	G 1/8	16 g
KIT.08.30.D43.21		CA.08.09.021		32	G 1/4	20 g
KIT.08.30.D53.11	CA.08.30.008	CA.08.09.011	Ø53	40.5	G 1/8	22 g
KIT.08.30.D53.21		CA.08.09.021		38	G 1/4	26 g
KIT.08.30.D63.11	CA.08.30.009	CA.08.09.011	Ø63	40.5	G 1/8	27 g
KIT.08.30.D63.21		CA.08.09.021		38	G 1/4	31 g
KIT.08.30.D78.24	CA.08.30.010	CA.08.09.024	Ø78	52.8	G 1/4	47 g

CA.08.33
SILICONE

. Vacuum Cup with 3 bellows only

. Ventosa con 3 soffietti

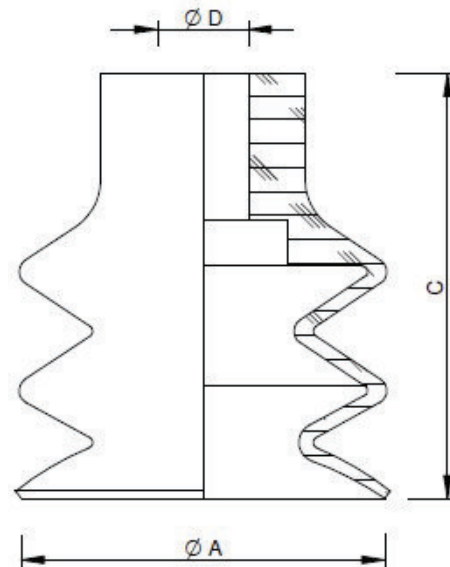



Table / Tabella

 F = Holding force
 Forza di tenuta

Article no.	A	C	D	F(N)	Weight
CA.08.33.D5	Ø5	14	Ø3.5	0.15	1 g
CA.08.33.D7	Ø7			0.1	
CA.08.33.D9	Ø9	15	Ø4	0.68	2 g
CA.08.33.D12	Ø12	21		0.9	3 g
CA.08.33.D14	Ø14	23		1.2	4 g
CA.08.33.D20	Ø20	22		3.8	6 g
CA.08.33.D25	Ø25	34		4.5	7 g
CA.08.33.D32	Ø32	37		12.0	8 g
CA.08.33.D42	Ø42	46	Ø8	13.6	10 g
CA.08.33.D52	Ø52	49		27	20 g
CA.08.33.D60	Ø60	55		32	60 g

Remarks / Osservazioni:

 Temperature resistance / Temperatura di resistenza
 Short-term in °C (< 30 sec.)
 Nel breve periodo in °C (< 30 sec.)
-50° to +220°
 Longer-term in °C
 Nel lungo periodo in °C
-30° to +180°

 Leaving few marks ☒
 Rimanenza di segno

 Absence of PWIS (paint-wetting impairment substances) ☒
 Assenza di sostanze che danneggiano la vernice

The suction cups with 3 bellows are recommended for gripping products on different planes (large deflection) - thus replacing spring systems - and for gripping spherical or cylindrical objects at an angle (ball-joint effect).

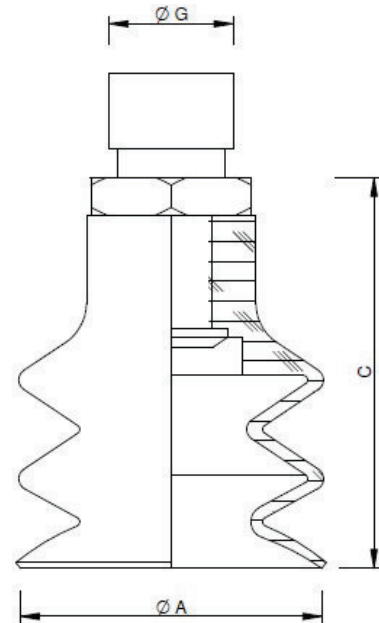
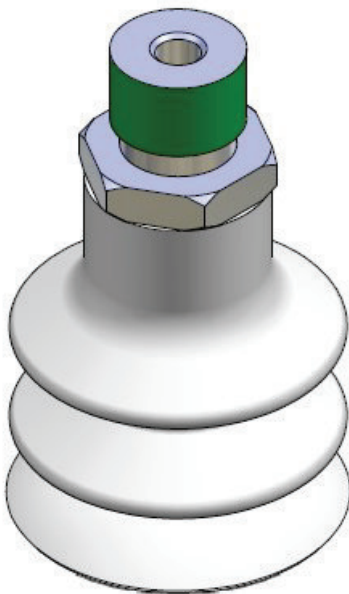
Le ventose con 3 soffietti sono indicate per la presa di prodotti con differenze di altezza (grazie al grande movimento verticale), evitando l'utilizzo di compensatori di livello, nonché per la presa di oggetti sferici o con superfici a forte curvatura.

CA.08.33

SILICONE

. Vacuum Cup with 3 bellows (complete)

. Ventosa con 3 soffietti (completa)



Article no.	VACUUM CUP	NIPPLE	A	C	B	Weight
KIT.08.33.D5.25	CA.08.33.D5	CA.08.09.025	Ø 5	8.5	M5	2 g
KIT.08.33.D7.26	CA.08.33.D7	CA.08.09.026	Ø 7	9		3 g
KIT.08.33.D9.26	CA.08.33.D9	CA.08.09.026	Ø 9	20		
KIT.08.33.D12.4	CA.08.33.D12	CA.08.09.004	Ø 12	25.5	M5	4 g
KIT.08.33.D12.9		CA.08.09.009		26	G 1/8	6 g
KIT.08.33.D14.4	CA.08.33.D14	CA.08.09.004	Ø 14	27.5	M5	5 g
KIT.08.33.D14.9		CA.08.09.009		28	G 1/8	7 g
KIT.08.33.D20.4	CA.08.33.D20	CA.08.09.004	Ø 20	26.5	M5	10 g
KIT.08.33.D20.9		CA.08.09.009		27	G 1/8	12 g
KIT.08.33.D25.4	CA.08.33.D25	CA.08.09.004	Ø 25	38.5	M5	11 g
KIT.08.33.D25.9		CA.08.09.009		39	G 1/8	13 g
KIT.08.33.D32.11	CA.08.33.D32	CA.08.09.011	Ø 32	43.3	G1/8	12 g
KIT.08.33.D32.21		CA.08.09.021		41	G1/4	16 g
KIT.08.33.D42.11	CA.08.33.D42	CA.08.09.011	Ø 42	52.3	G1/8	14 g
KIT.08.33.D42.21		CA.08.09.021		50	G1/4	18 g
KIT.08.33.D52.11	CA.08.33.D52	CA.08.09.011	Ø 52	55.3	G1/8	24 g
KIT.08.33.D52.21		CA.08.09.021		53	G1/4	28 g
KIT.08.33.D60.21	CA.08.33.D60	CA.08.09.021	Ø 60	59	G 1/4	68 g

CA.08.01

SILICONE

. Vacuum Cup with 2 bellows only

. Ventosa con 2 soffietti

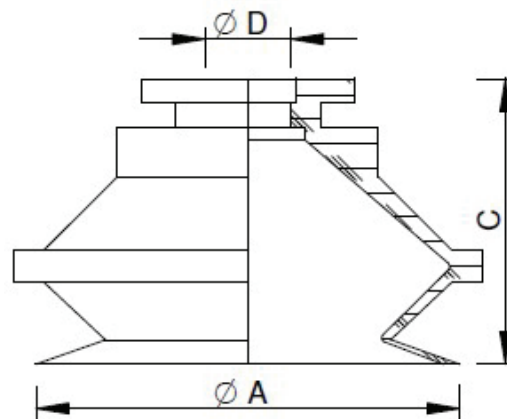



Table / Tabella

F = Holding force
Forza di tenuta

Article no	A	C	D	F(N)	Weight
CA.08.01.001	∅ 11	16	∅ 4	4.6	1 g
CA.08.01.002	∅ 16	19		7.5	2 g
CA.08.01.003	∅ 20	19.5	∅ 4.8	14.7	3 g
CA.08.01.004	∅ 30	27	∅ 6	25.5	6 g
CA.08.01.005	∅ 40	28	∅ 8	48.1	7 g
CA.08.01.006	∅ 50	35	∅ 10.5	83.3	15 g

Remarks / Osservazioni:

Temperature resistance / Temperatura di resistenza
Short-term in °C (< 30 sec.)
Nel breve periodo in °C (< 30 sec.)

-50° to +220°

Longer-term in °C

Nel lungo periodo in °C

-30° to +180°

Leaving few marks ⊕

Rimanenza di segno

Absence of PWIS (paint-wetting impairment substances) ⊕

Assenza di sostanze che danneggiano la vernice

The suction cups with 2 bellows combine the advantages of flat suction cups (precision and positioning) with the freedom of bellows (angle and flexibility). They provide flexibility, precision and low internal volume suitable for high-speed applications.

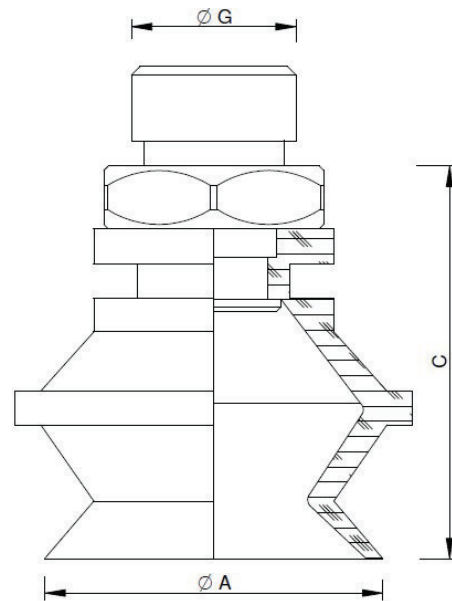
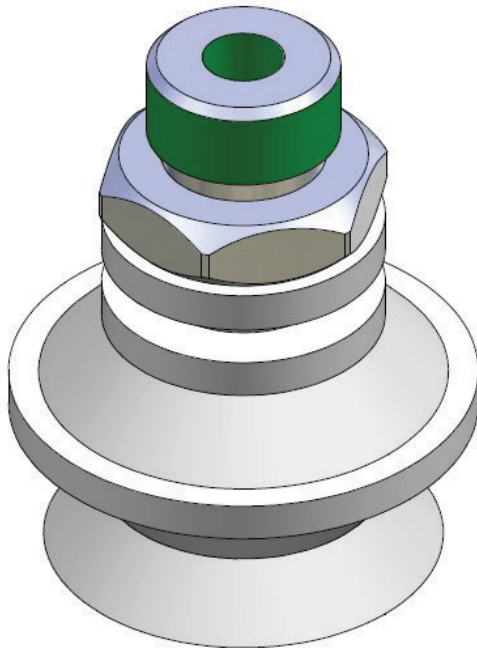
Le ventose con 2 soffietti combinano i vantaggi delle ventose piane con un movimento verticale più elevato, una maggiore elasticità e precisione. Permettono la presa di oggetti leggermente concavi e convessi.

CA.08.01

SILICONE

. Vacuum Cup with 2 bellows (complete)

. Ventosa con 2 soffietti (completa)



Article no.	VACUUM CUP	NIPPLE	A	C	G	Weight
KIT.08.01.D11.4	CA.08.01.001	CA.08.09.004	Ø 11	20.5	M5	2 g
KIT.08.01.D11.9		CA.08.09.009		21	G 1/8	4 g
KIT.08.01.D16.4	CA.08.01.002	CA.08.09.004	Ø 16	23.5	M5	3 g
KIT.08.01.D16.9		CA.08.09.009		24	G 1/8	4 g
KIT.08.01.D20.1	CA.08.01.003	CA.08.09.001.AL	Ø 20	23	G 1/8	5.5 g
KIT.08.01.D30.2	CA.08.01.004	CA.08.09.002.AL	Ø 30	32		18 g
KIT.08.01.D40.2	CA.08.01.005		Ø 40	33		19 g
KIT.08.01.D50.3	CA.08.01.006	CA.08.09.003	Ø 50	39	G 1/4	18 g

CA.08.03
SILICONE

. Vacuum Cup with 1 bellow only

. Ventosa con 1 soffietto

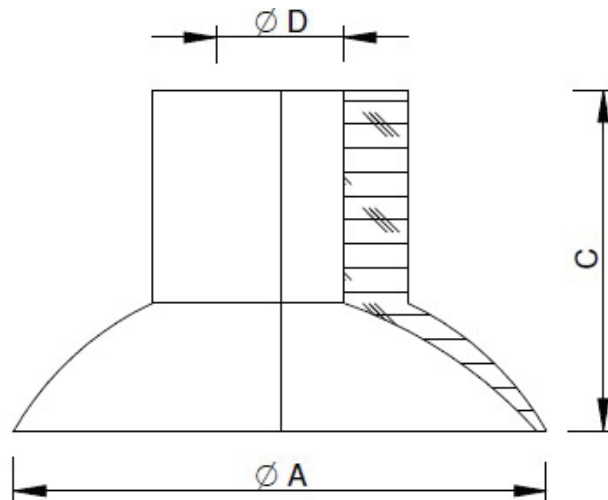


Table / Tabella

F = Holding force
 Forza di tenuta

Article no.	A	C	D	F(N)	Weight	
CA.08.03.001	Ø6	8	Ø1.5	0.7	1 g	
CA.08.03.002	Ø8		Ø3	1.0		
CA.08.03.003	Ø10	11	Ø4	1.7	2 g	
CA.08.03.004	Ø12			2.4		
CA.08.03.005	Ø15	12		3.9		
CA.08.03.006	Ø20	13		7.25		
CA.08.03.007	Ø25	16	Ø6	12.2	3 g	
CA.08.03.008	Ø30			16.7		
CA.08.03.009	Ø35	17	Ø10	23.0	5 g	
CA.08.03.010	Ø45			20		39.0
CA.08.03.011	Ø60			22		67.1

Remarks / Osservazioni:

 Temperature resistance / Temperatura di resistenza
 Short-term in °C (< 30 sec.)
 Nel breve periodo in °C (< 30 sec.)

-50° to +220°

 Longer-term in °C
 Nel lungo periodo in °C

-30° to +180°

 Leaving few marks ☹
 Rimanezza di segno

Absence of PWIS (paint-wetting impairment substances) ☹

Assenza di sostanze che danneggiano la vernice

The suction cups with 1 bellow provide accuracy in load gripping and speed up throughput rates. These suction cups are used for flat surfaces only.

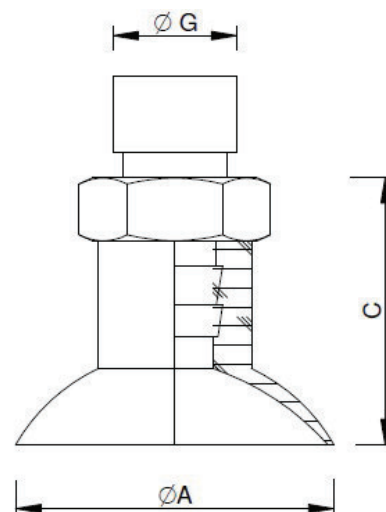
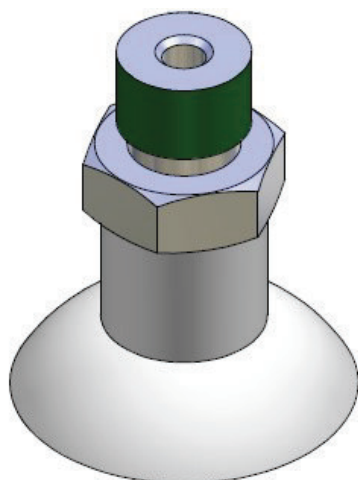
La serie di ventose con un soffietto, grazie al loro profilo, garantiscono un'elevata precisione di presa e permettono di aumentare la cadenza operativa. Queste ventose sono indicate per oggetti con superfici piane.

CA.08.03

SILICONE

. Vacuum Cup with 1 bellow (complete)

. Ventosa con 1 soffietto (completa)



Article no	VACUUM CUP	NIPPLE	A	C	G	Weight
KIT.08.03.D06.5	CA.08.03.001	CA.08.09.005	Ø 6	11.5	M5	3 g
KIT.08.03.D08.6	CA.08.03.002	CA.08.09.006	Ø 8	10		
KIT.08.03.D10.4	CA.08.03.003	CA.08.09.004	Ø 10	14.51	M5	
KIT.08.03.D10.9		CA.08.09.009		15	G 1/8	
KIT.08.03.D12.4	CA.08.03.004	CA.08.09.004	Ø 12	15.51	M5	
KIT.08.03.D12.9		CA.08.09.009		16	G 1/8	
KIT.08.03.D15.4	CA.08.03.005	CA.08.09.004	Ø 15	16.51	M5	
KIT.08.03.D15.9		CA.08.09.009		17	G 1/8	
KIT.08.03.D20.4	CA.08.03.006	CA.08.09.004	Ø 20	17.51	M5	2 g
KIT.08.03.D20.9		CA.08.09.009		18	G 1/8	4 g
KIT.08.03.D25.10	CA.08.03.007	CA.08.09.010	Ø 25	21	G 1/8	6 g
KIT.08.03.D30.10	CA.08.03.008		Ø 30			7 g
KIT.08.03.D35.11	CA.08.03.009	CA.08.09.011	Ø 35	23		9 g
KIT.08.03.D45.11	CA.08.03.010		Ø 45	26		12 g
KIT.08.03.D60.11	CA.08.03.011		Ø 60	28		

CA.08.36

. Vacuum Cup with 3 bellows only

POLYURETHANE

. Ventosa con 3 soffietti

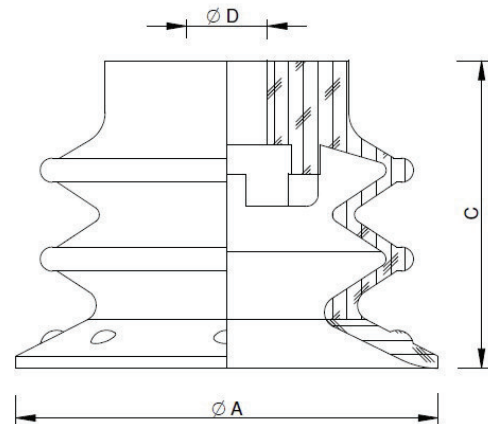



Table / Tabella

F = Holding force
Forza di tenuta

Remarks / Osservazioni:

Temperature resistance / Temperatura di resistenza
+10° to +50°

Leaving few marks / Rimanenza di segno ☺

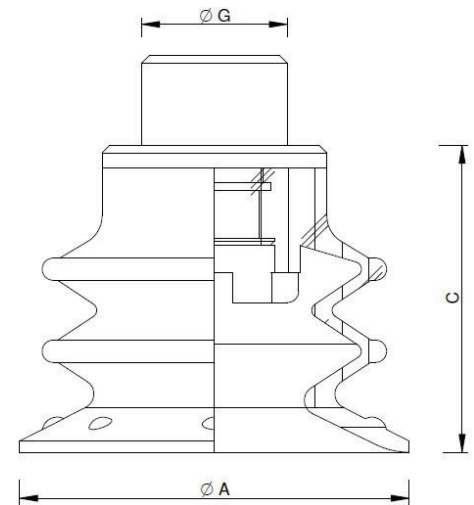

Article no.	Sh	A	C	D	Cod. PIAB	F(N)	Weight	
CA.08.36.D10	30/60	$\varnothing 10$	16.5	$\varnothing 3.8$	0118329	3.7	1 g	
CA.08.36.D10.60	60				0122966			
CA.08.36.D15	30/60	$\varnothing 15$	18.5		0118505	4.5		
CA.08.36.D15.60	60				0124237	6		
CA.08.36.D20	30/60	$\varnothing 21$	16.2	$\varnothing 5$	0118507	9.5	3 g	
CA.08.36.D20.60	60				0124249			
CA.08.36.D25	30/60	$\varnothing 26$	19		0109006	18		
CA.08.36.D25.60	60				0108240			
CA.08.36.D35	30/60	$\varnothing 37$	26.8	$\varnothing 6.5$	0106292	28	8 g	
CA.08.36.D35.60	60				0107477	30		
CA.08.36.D52	30/60	$\varnothing 53$	39		$\varnothing 12$	0104529	75	24 g
CA.08.36.D52.60	60					0107381	80	
CA.08.36.D75	30/60	$\varnothing 77$	51.7	/		0107145	141	71 g
CA.08.36.D75.60	60			/		0107150	166	

CA.08.36

POLYURETHANE

. Vacuum Cup with 3 bellows (complete)

. Ventosa con 3 soffietti (completa)

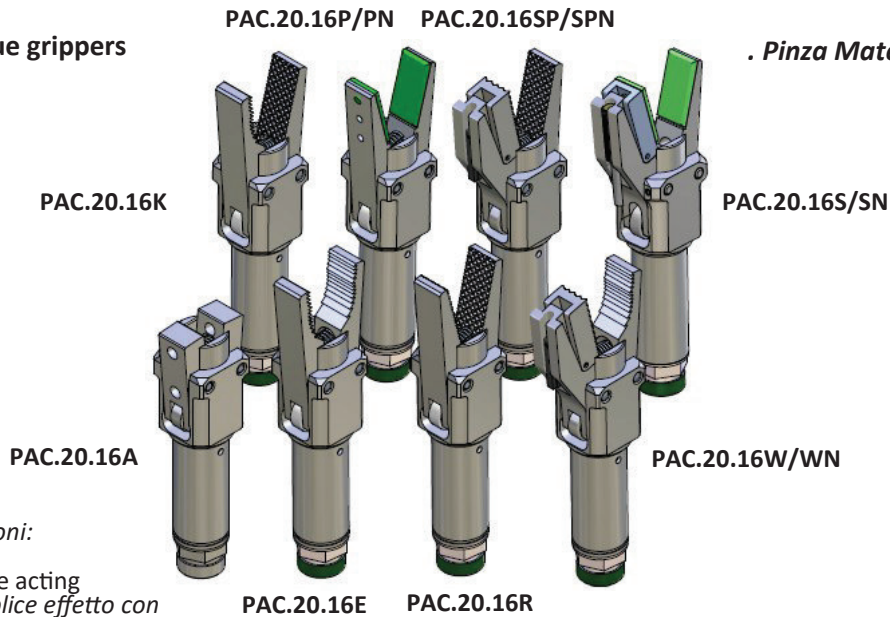


Article no.	VACUUM CUP	NIPPLE	A	C	G	Cod. PIAB	Weight	
KIT.08.36.D10	CA.08.36.D10	CA.08.09.030 3107030	10	21	M5 M	0122869	2 g	
KIT.08.36.D10.60	CA.08.36.D10.60	CA.08.09.030 3107030				0122967		
KIT.08.36.D15	CA.08.36.D15	CA.08.09.030 3107030	15	23		0124344	3 g	
KIT.08.36.D15.60	CA.08.36.D15.60	CA.08.09.030 3107030				0124345		
KIT.08.36.D20	CA.08.36.D20	CA.08.09.031 0101152	20	20.2		0125105		G 1/8 M - M5 F
KIT.08.36.D20.60	CA.08.36.D20.60	CA.08.09.031 0101152				0125110		
KIT.08.36.D25	CA.08.36.D25	CA.08.09.032 3250004	25	25	G 1/8 M - M5 F	0109402	5 g	
KIT.08.36.D25.60	CA.08.36.D25.60	CA.08.09.032 3250004				0109398	65 g	
KIT.08.36.D35.1	CA.08.36.D35	CA.08.09.033 0200714	35	32.8	G 1/8 M	9912151	10 g	
KIT.08.36.D35.2		CA.08.09.034 3250091			G 1/4 M	0114449	13 g	
KIT.08.36.D35.60	CA.08.36.D35.60	CA.08.09.034 3250091			9912152	13 g		
KIT.08.36.D52	CA.08.36.D52	CA.08.09.035 3250092	52	45	G 1/4 M	0106045	35 g	
KIT.08.36.D52.60	CA.08.36.D52.60	CA.08.09.035 3250092				0107385		
KIT.08.36.D75	CA.08.36.D75	CA.08.09.036 0201077	75	60.4		0201073	90 g	
KIT.08.36.D75.60	CA.08.36.D75.60	CA.08.09.036 0201077				0101074		

CA.09 PAC

. Selfcentering sprue grippers

. Pinza Materozza Autocentrante



Remarks / Osservazioni:

Work principle: single acting
Azionamento a semplice effetto con
apertura a molla

Extension thread for Extension Tube VLR
Filo prolunga per prolunga VLR

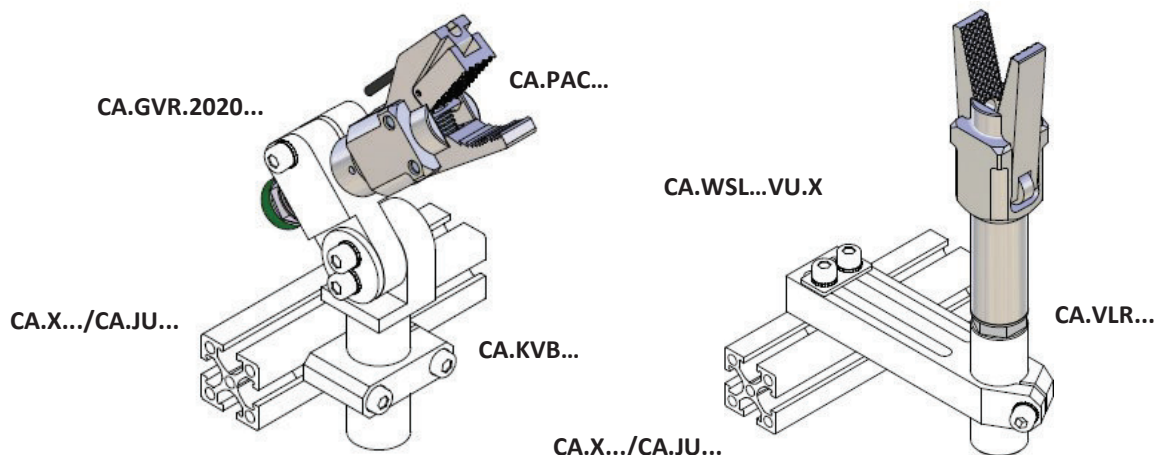
Working pressure: 6 bar clean and dry air
Pressione lavorante: 6 bar aria pulita e asciutta

Jaws in zinc-plated Steel
Chele in acciaio zincato

Article no.	Sensor	Weight
CA.PAC20.169		153 g
CA.PAC20.16A		95 g
CA.PAC20.16E		104 g
CA.PAC20.16K		135 g
CA.PAC20.16P		102 g
CA.PAC20.16R		165 g
CA.PAC20.16S	KT58PM8	157 g
CA.PAC20.16S9		187 g
CA.PAC20.16SN	KT58NM8	192 g
CA.PAC20.16S9N		187 g
CA.PAC20.16SP	KT58PM8	111 g
CA.PAC20.16SPN	KT58NM8	
CA.PAC20.16W	KT58PM8	162 g
CA.PAC20.16WN	KT58NM8	126 g

Stroke Corsa	2 x 15°
Closing force (at 6 bar) Forza di chiusura (a 6 bar)	65 N
Maximum working frequency Frequenza massima lavorante	2 Hz
Cycle air consumption Consumo del ciclo ad aria	3.6 cm ⁷
Closing time without load Tempo di chiusura senza carico	0.01 s

Application examples / Esempi applicativi

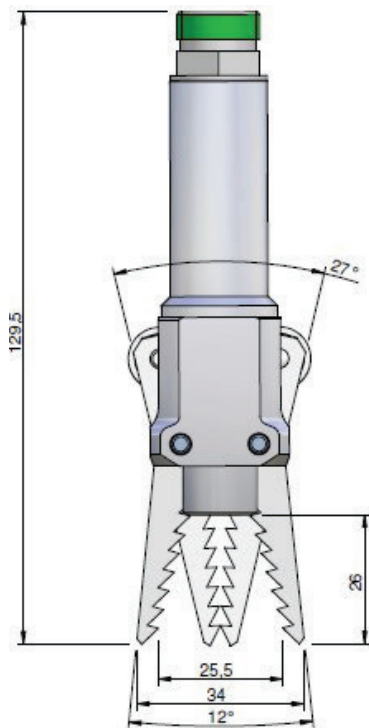


CA.09 PAC

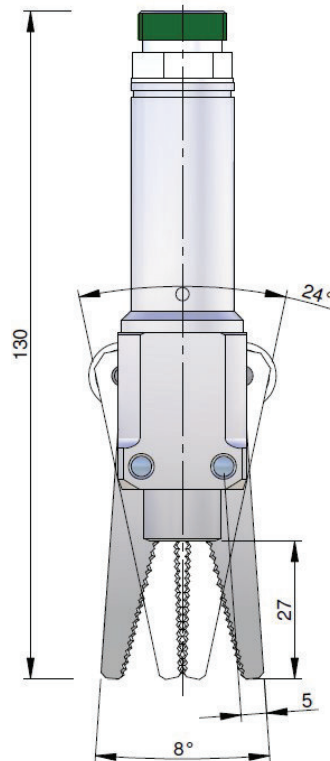
. Dimensions

. Dimensioni

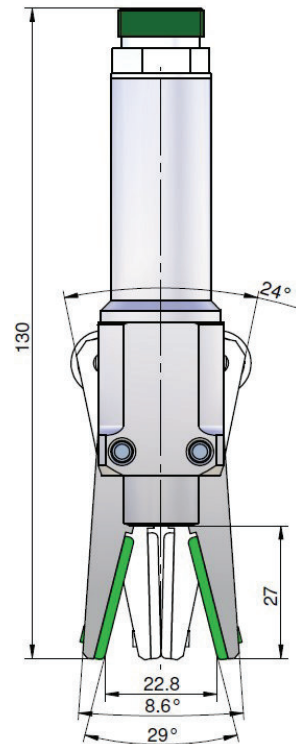
CA.PAC20.169



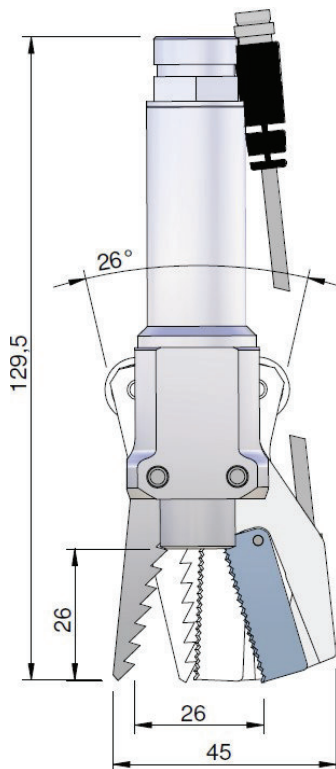
CA.PAC20.16R



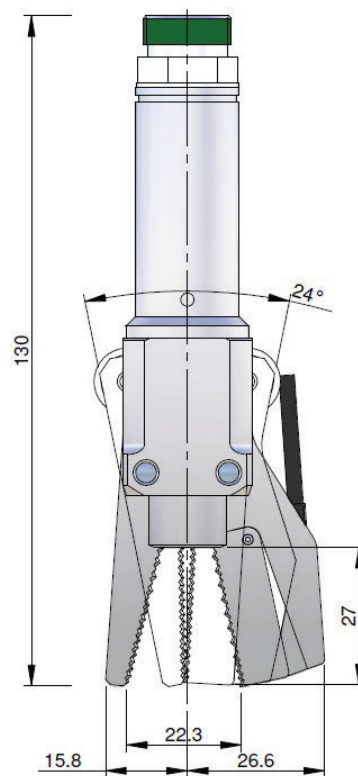
CA.PAC20.16P



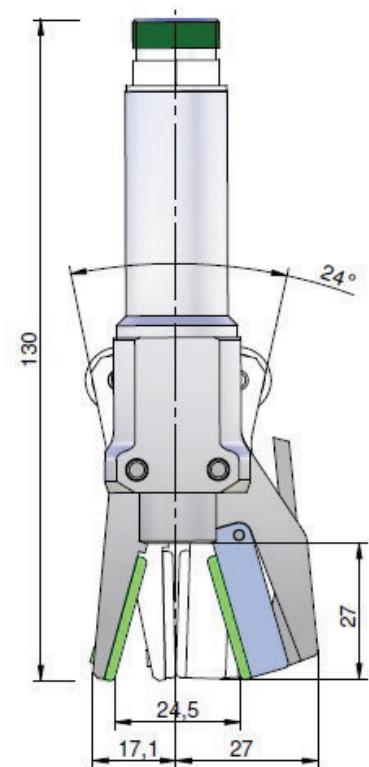
CA.PAC20.16S9/S9N



CA.PAC20.16S/SN



CA.PAC20.16SP/SPN

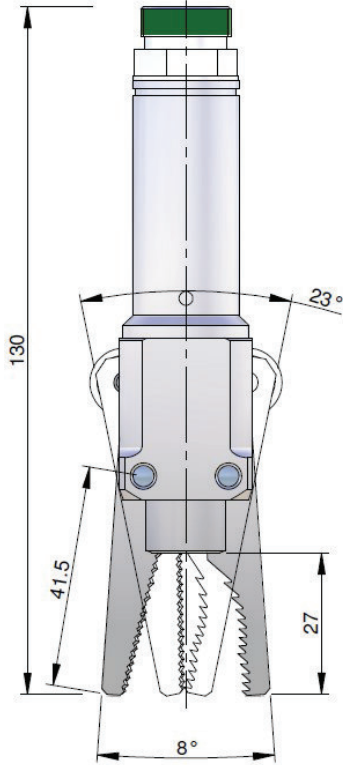


CA.09 PAC

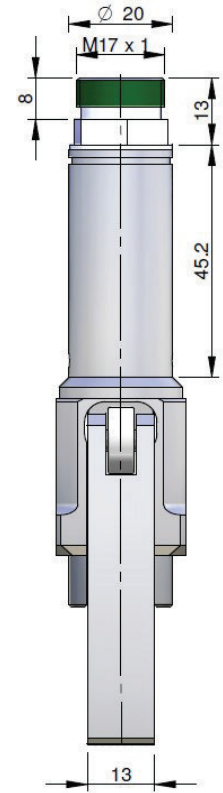
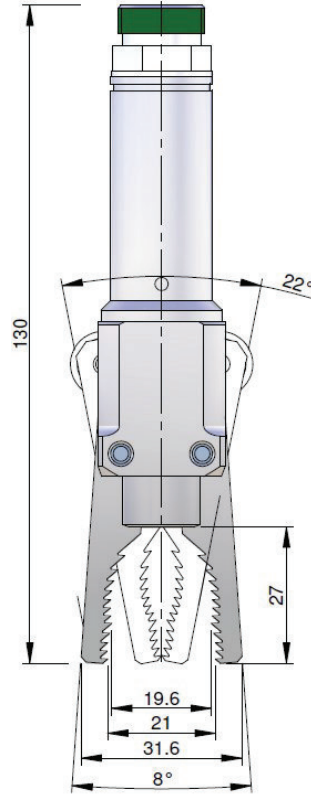
. Dimensions

. Dimensioni

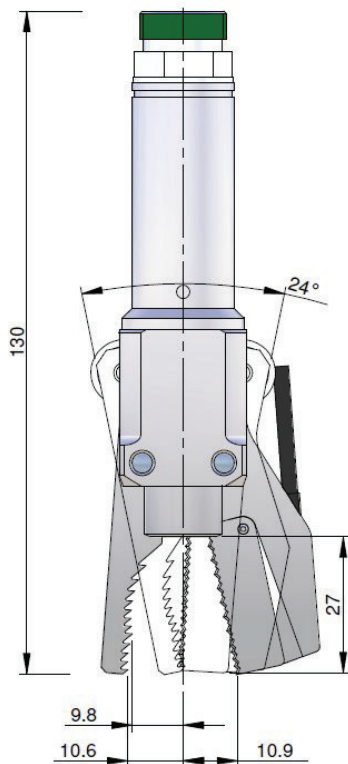
CA.PAC20.16K



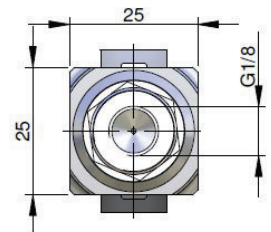
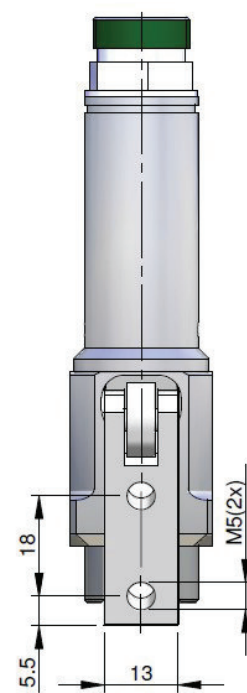
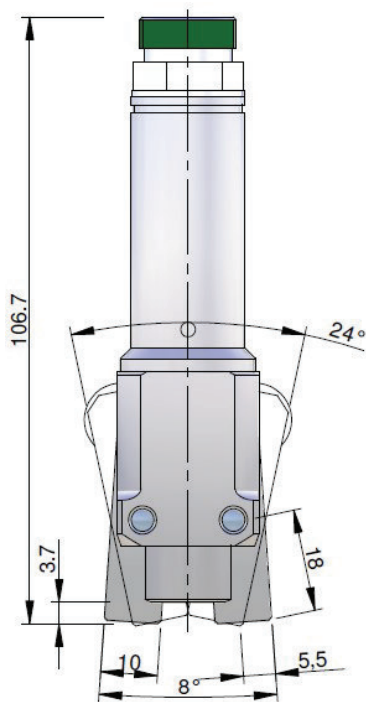
CA.PAC20.16E



CA.PAC20.16W/WN

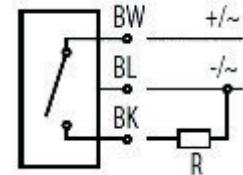
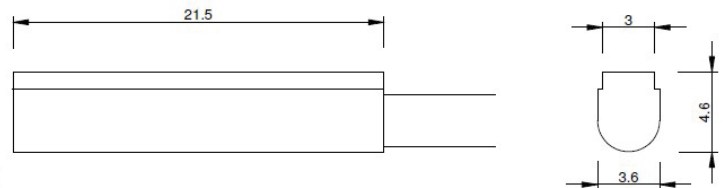



CA.PAC20.16A



CA.09 PAC

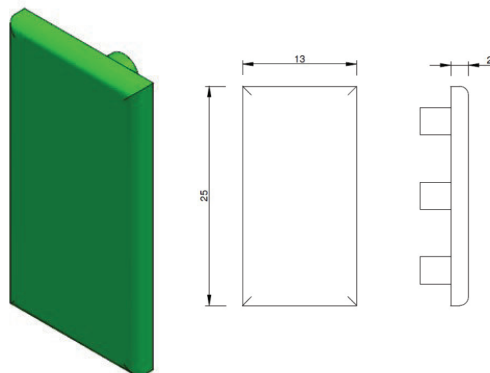
. Sensor



Article no.	Sensor	Weight
KT58PM8	3 wires REED PNP normally Open M8 plug connector	4 g
KT58NM8	3 wires REED NPN normally Open M8 plug connector	

Power supply	3÷30 Vac/dc
Switching current	0.2 A
Power rating (ohmic load)	6 W
Standard cable length	0.3 m

. Insert



. Gommino per Pinza

Article no.		Colour	Weight
PAC.20.16P.03.V	VITON	Green	4 g

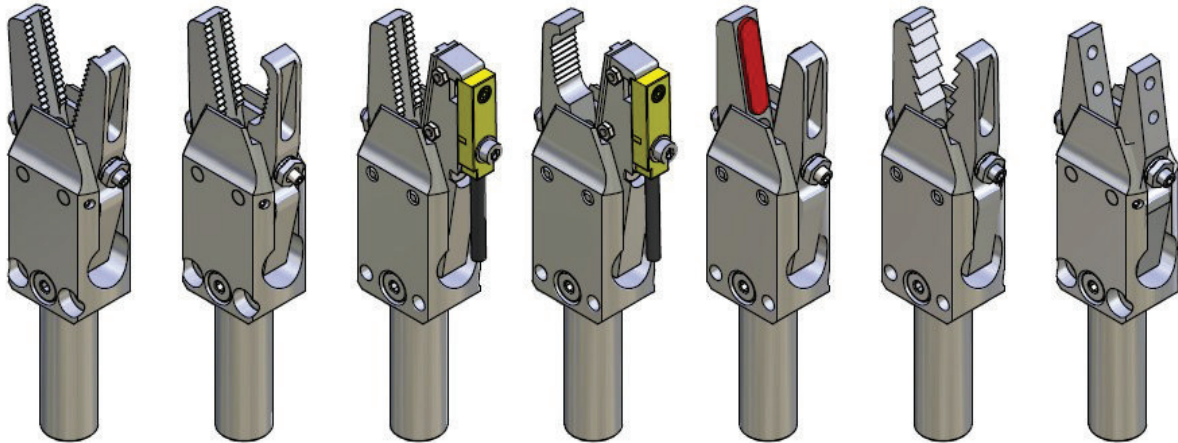
	VITON
UV ageing, weather -resistance <i>UV resistenza all'usura nel tempo</i>	☺
Low temperature limit <i>Limite di bassa temperatura</i>	-10°C
High temperature limit (continuous) <i>Limite di alta temperatura (continua)</i>	180°C
High temperature limit (< 30 sec.) <i>Limite di alta temperatura (< 30 sec.)</i>	210°C
Leaving few marks <i>Rimanenza di segni</i>	☺

CA.09 GTS

. Sprue grippers

14

. Pinza Materozza



Remarks / Osservazioni:

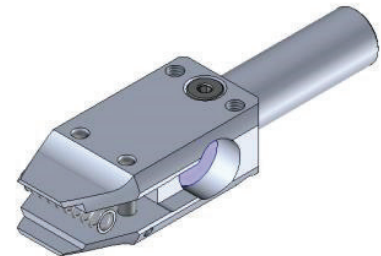
Active principle: single active
Azionamento a semplice effetto con apertura a molla

Working pressure: 6 bar clean and dry air
Pressione lavorante: 6 bar aria pulita e asciutta

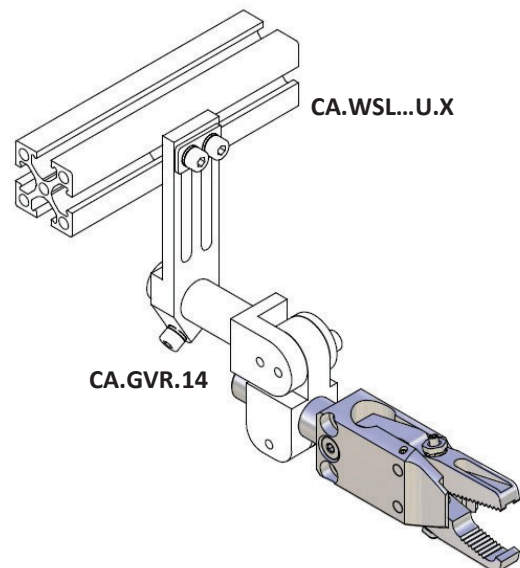
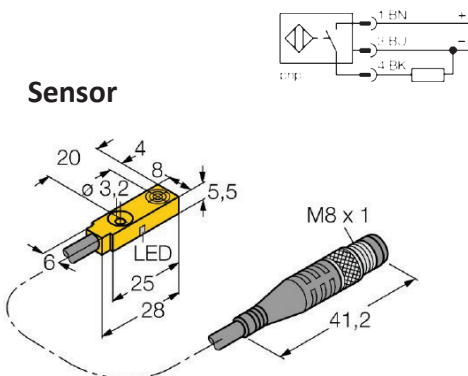
Jaws in zinc-plated Steel
Chele in acciaio zincato

Article no.	Sensor	Closing force (at 6 bar)	Weight
CA.GTS.1003.1212		45 N	115 g
CA.GTS.1003.1214			110 g
CA.GTS.1003.1717			115 g
CA.GTS.1003.1919			112 g
CA.GTS.1003.2929			110 g
CA.GTS.1003.1215	GRZ.20.SC.PNP		120 g
CA.GTS.1003.125N	GRZ.20.SC.NPN		116 g
CA.GTS.1003.1415	GRZ.20.SC.PNP		96 g
CA.GTS.1003.145N	GRZ.20.SC.NPN		
CA.GTS.1003.1915	GRZ.20.SC.PNP		
CA.GTS.1003.195N	GRZ.20.SC.NPN		

Article no.	Weight
GTS.03.G18	52 g
GTS.04.G18	95 g



Application example / Esempio applicativo



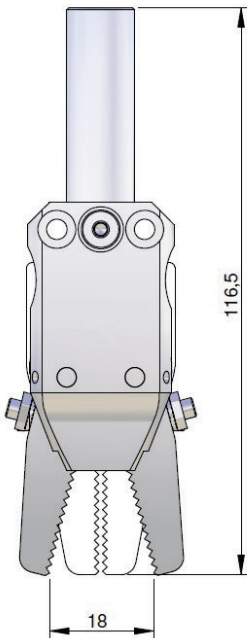
CA.09 GTS

14

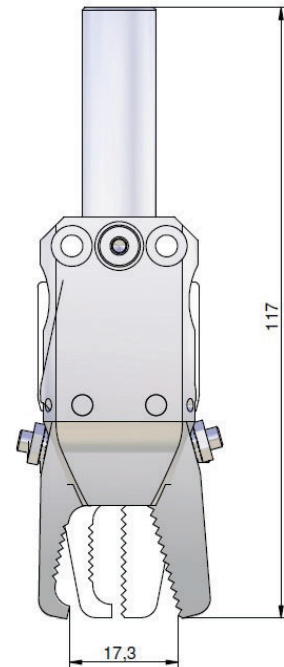
. Dimensions

. Dimensioni

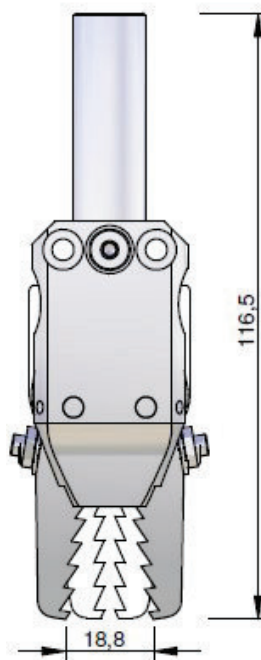
CA.GTS.1003.1212



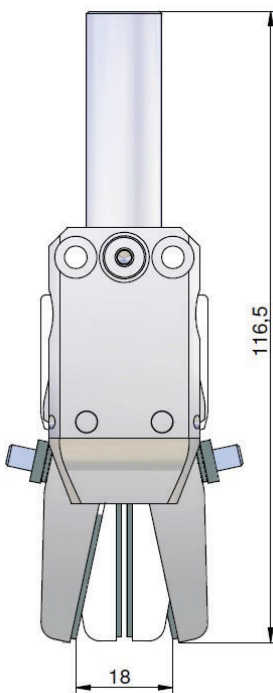
CA.GTS.1003.1214



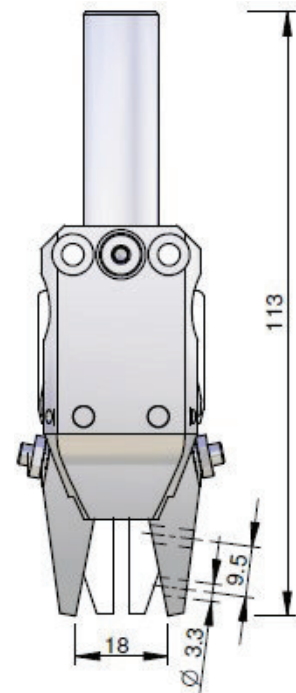
CA.GTS.1003.1919



CA.GTS.1003.1717



CA.GTS.1003.2929



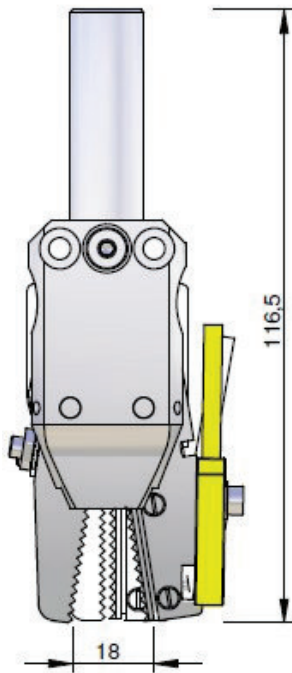
CA.09 GTS

. Dimensions

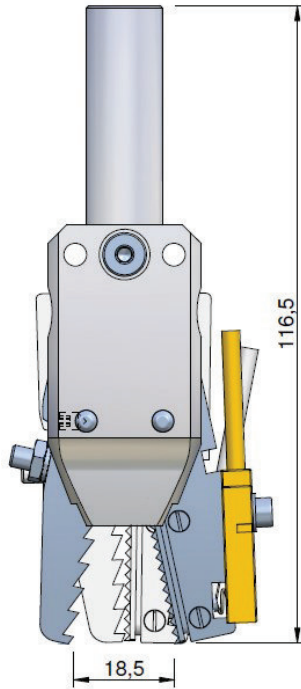
14

. Dimensioni

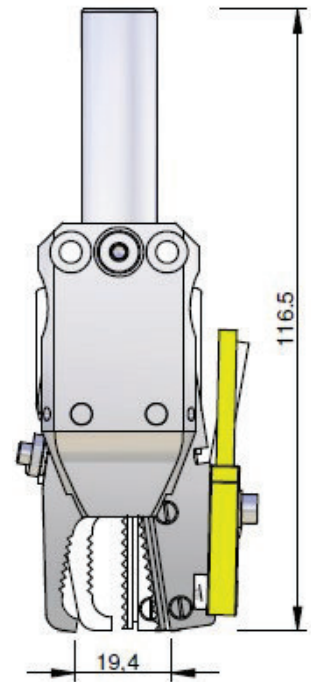
CA.GTS.1003.1215/125N



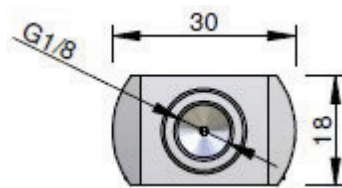
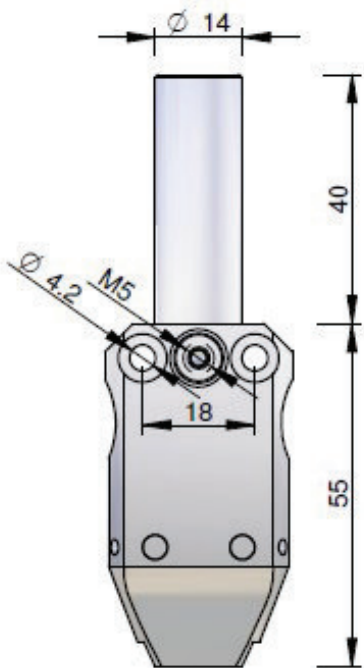
CA.GTS.1003.1915/195N



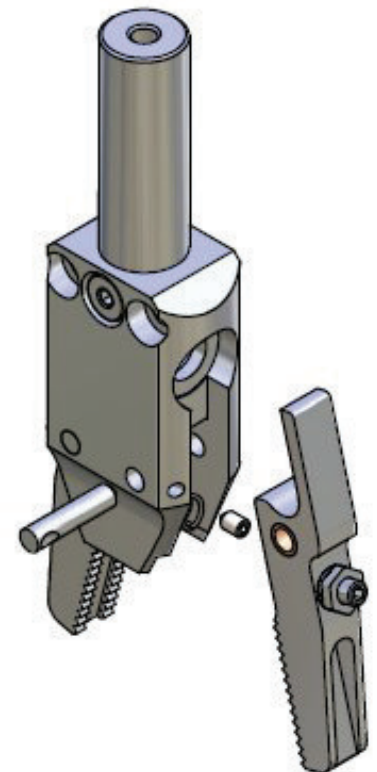
CA.GTS.1003.1415/145N



GTS.03.G18



Application example / Esempio applicativo



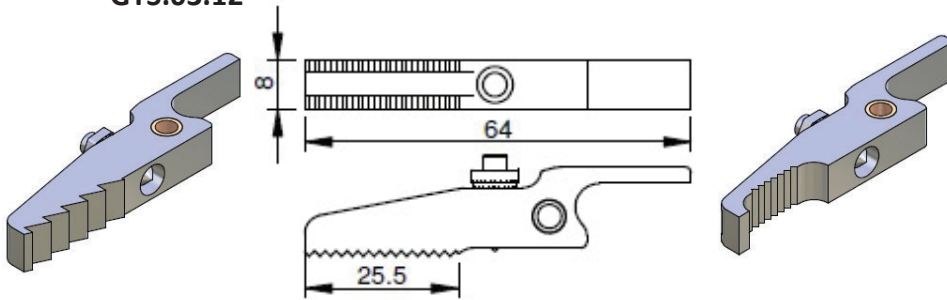
CA.09 GTS

. Jaws for Gripper GTS

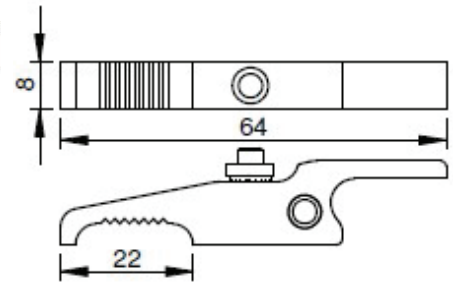
14

. Dito per pinze GTS

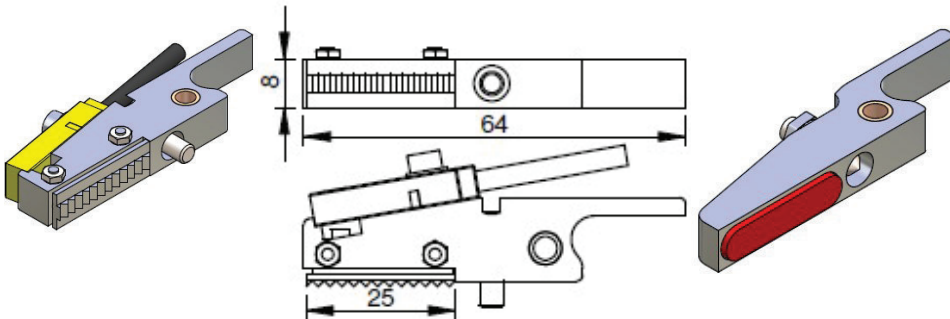
GTS.03.12



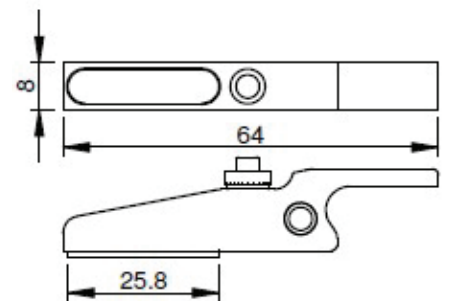
GTS.03.14



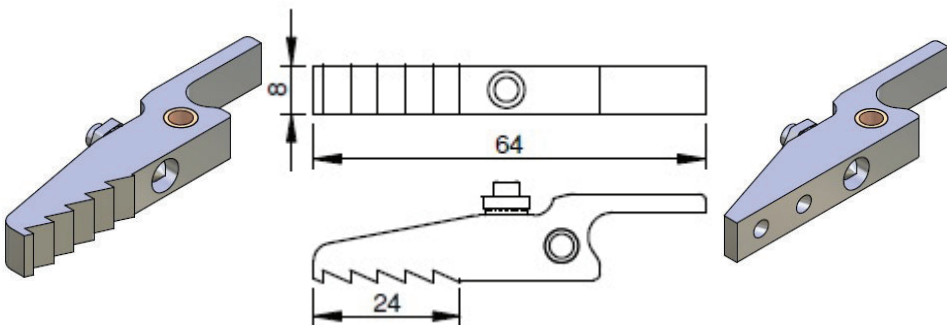
GTS.03.15/15.N



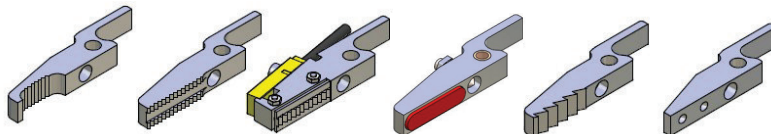
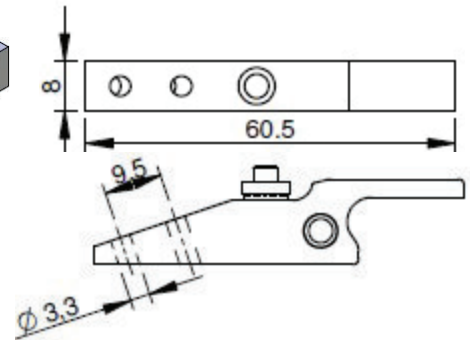
GTS.03.17



GTS.03.19



GTS.03.29



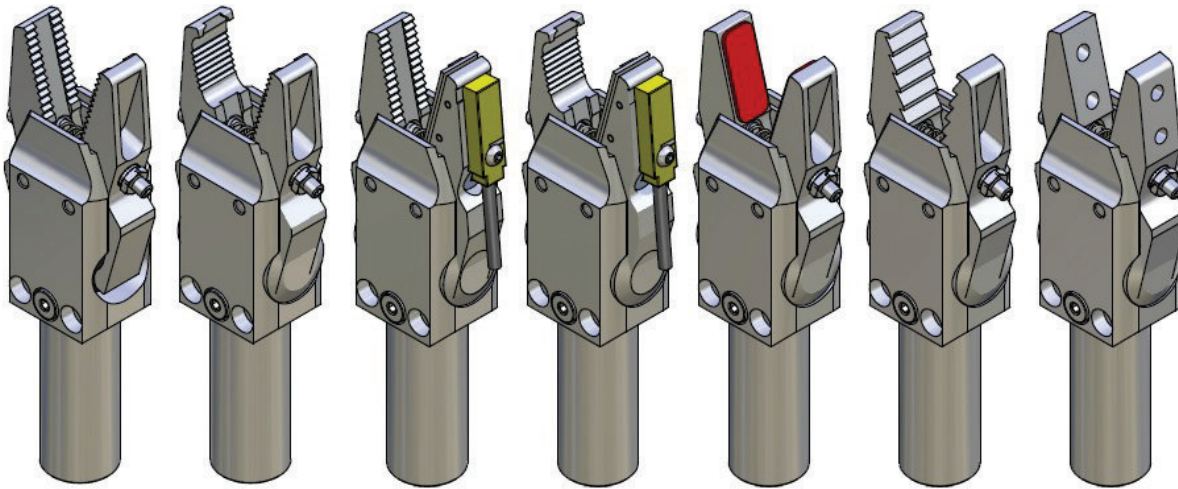
Article no.	Weight
GTS.03.12	27 g
GTS.03.14	22 g
GTS.03.15	35 g
GTS.03.15.N	
GTS.03.17	27 g
GTS.03.19	26 g
GTS.03.29	25 g

CA.09 GTS

. Sprue grippers

20

. Pinza Materozza



Working pressure: 6 bar clean and dry air
Pressione lavorante: 6 bar aria pulita e asciutta

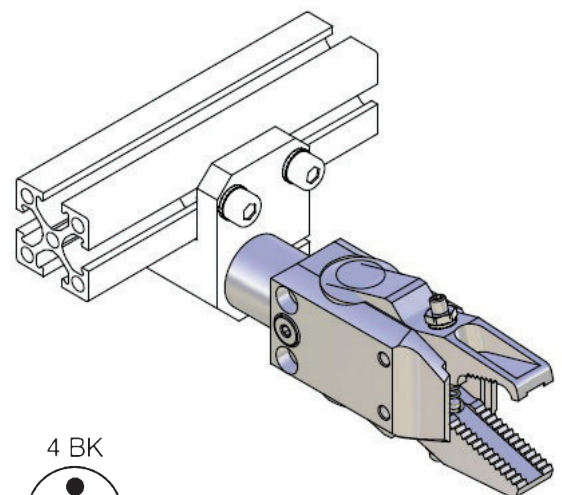
Jaws in zinc-plated Steel
Chele in acciaio zincato

Remarks / Osservazioni:

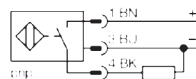
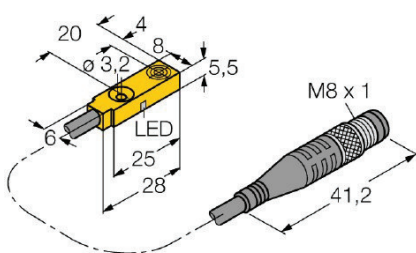
Work principle: single acting
Azionamento a semplice effetto con apertura a molla

Article no.	Sensor	Closing force (at 6 bar)	Weight
CA.GTS.1004.1212		90 N	151 g
CA.GTS.1004.1214			144 g
CA.GTS.1004.1717			151 g
CA.GTS.1004.1919			146 g
CA.GTS.1004.2929			144 g
CA.GTS.1004.1215	GRZ.20.SC.PNP		160 g
CA.GTS.1004.125.N	GRZ.20.SC.NPN		160 g
CA.GTS.1004.1415	GRZ.20.SC.PNP		120 g
CA.GTS.1004.145.N	GRZ.20.SC.NPN		120 g

Application example / Esempio applicativo



Sensor



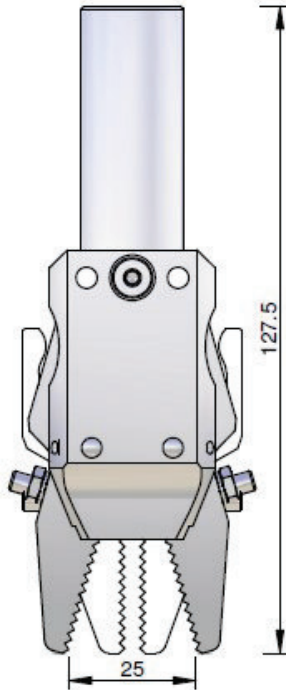
CA.09 GTS

. Dimensions

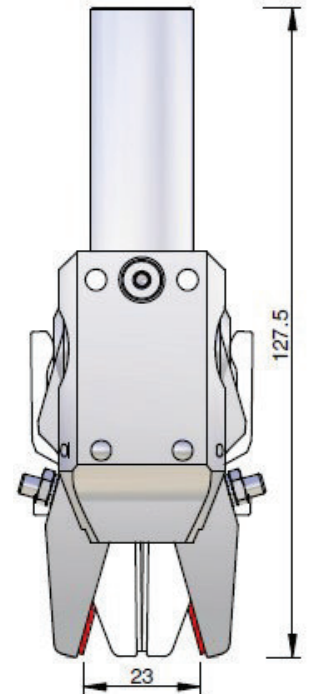
20

. Dimensioni

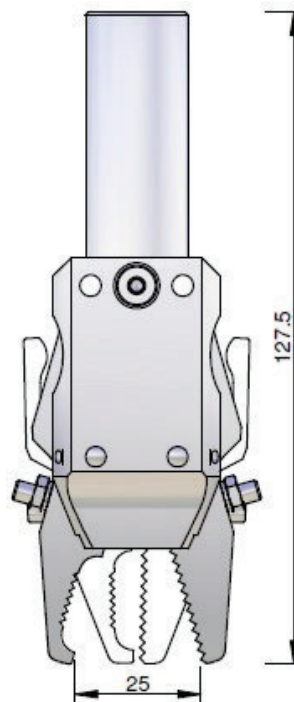
CA.GTS.1004.1212



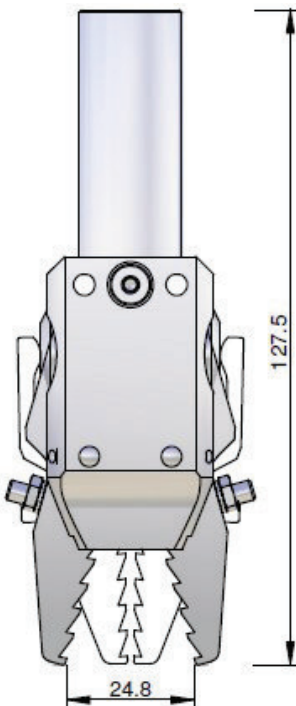
CA.GTS.1004.1717



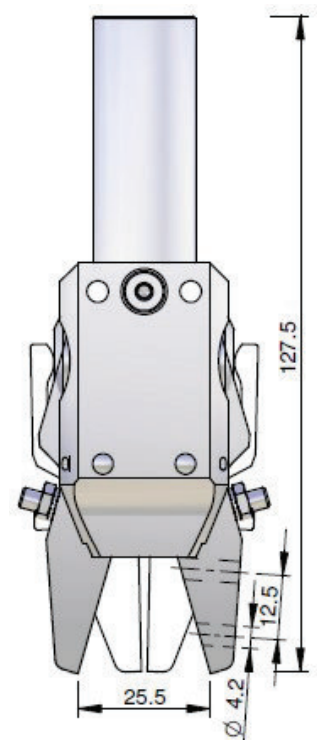
CA.GTS.1004.1214



CA.GTS.1004.1919



CA.GTS.1004.2929



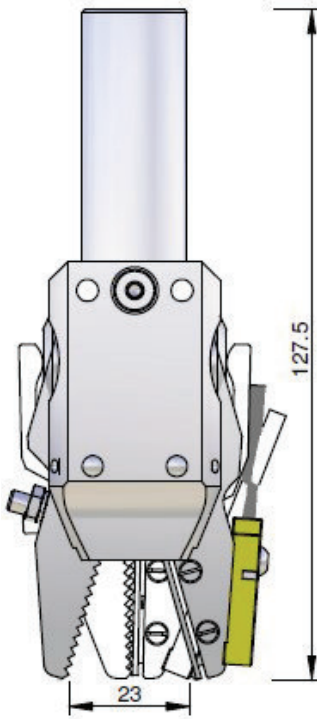
CA.09 GTS

. Dimensions

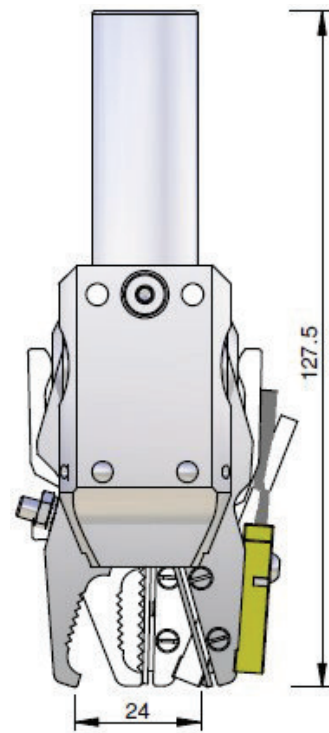
20

. *Dimensioni*

CA.GTS.1004.1215/125N

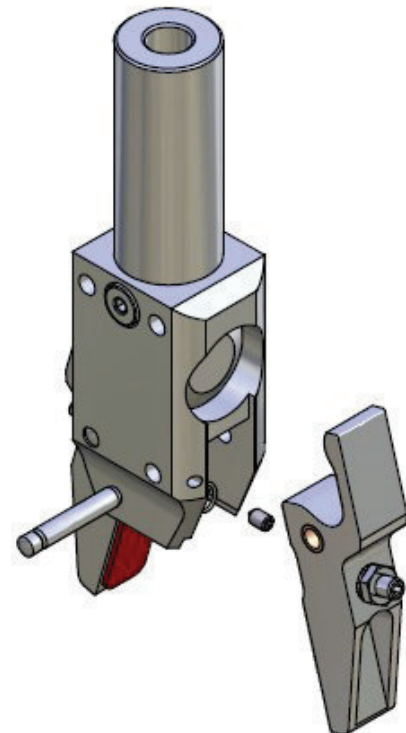
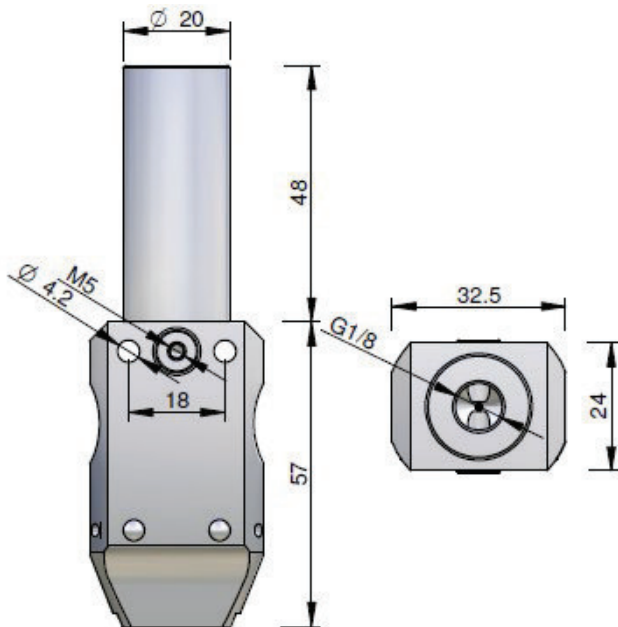


CA.GTS.1004.1415/145N



Application example / *Esempio applicativo*

GTS.04.G18



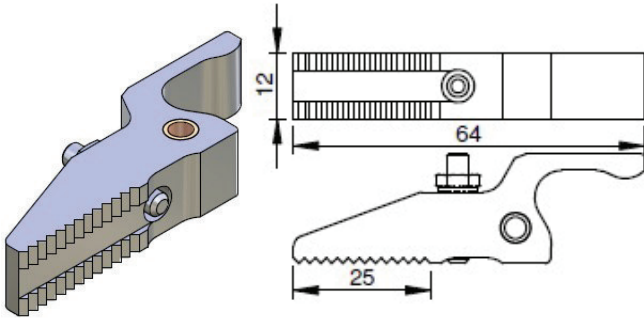
CA.09 GTS

. Jaws for Gripper GTS

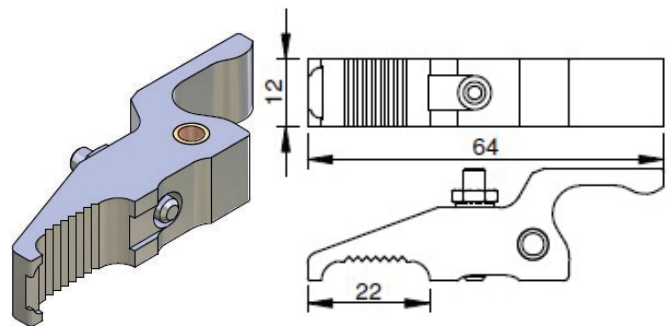
20

. Dito per pinze GTS

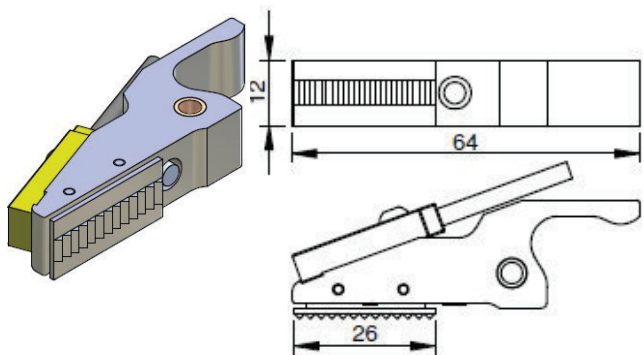
GTS.04.12



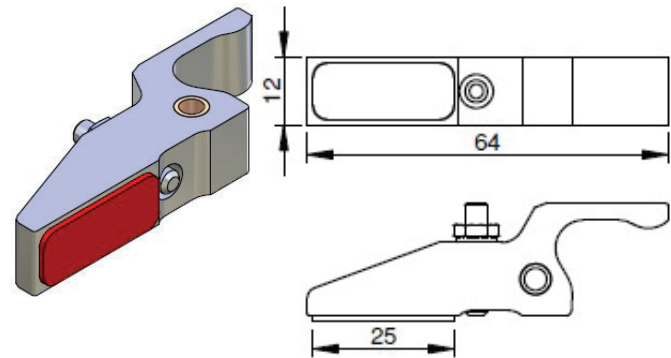
GTS.04.14



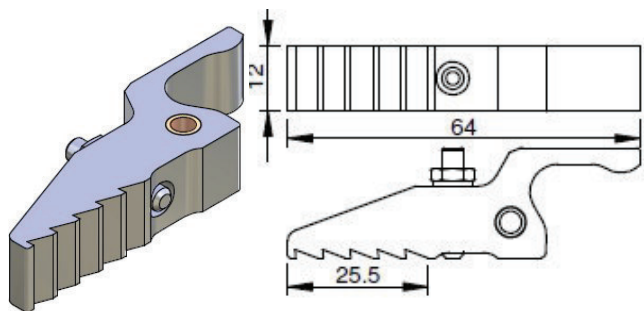
GTS.04.15/15.N



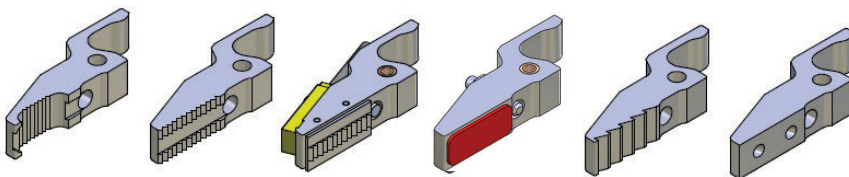
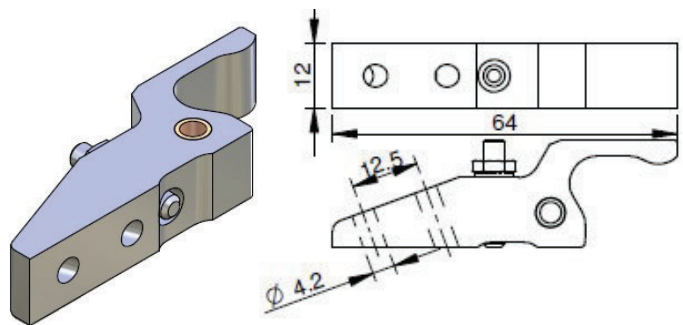
GTS.04.17



GTS.04.19



GTS.04.29

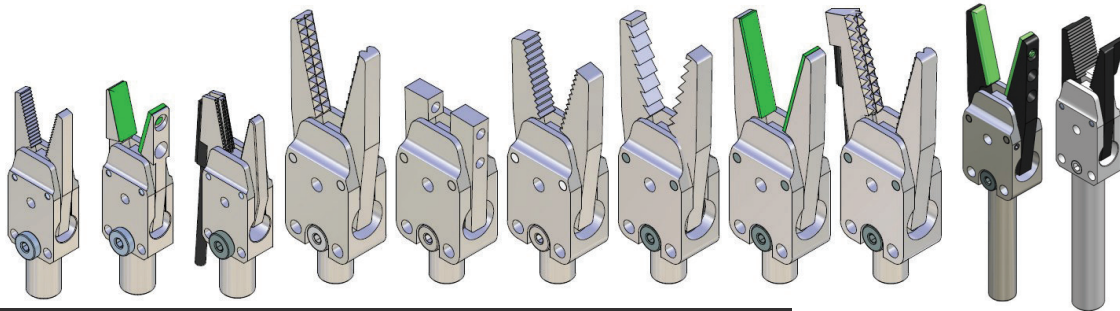


Article no.	Weight
GTS.04.12	31 g
GTS.04.14	26 g
GTS.04.15	39 g
GTS.04.15.N	
GTS.04.17	31 g
GTS.04.19	30 g
GTS.04.29	29 g


CA.09 GZA.10

. Sprue grippers

. Pinza Materozza



Article no.	Sensor	Closing force (at 6 bar)	Weight
CA.GZA.10.08		19 N	16 g
CA.GZA.10.08.18			
CA.GZA.10.08.19			
New CA.GZA.10.08.AH			
New CA.GZA.10.08.AHG			
New CA.GZA.10.08.AHL			
New CA.GZA.10.08.AHT			
New CA.GZA.10.08.ATG			
CA.GZA.10.08.G			
CA.GZA.10.08.LL			
CA.GZA.10.08.M50		22 g	
CA.GZA.10.12		36 g	
CA.GZA.10.12.14		34 g	
CA.GZA.10.12.18		50 g	
CA.GZA.10.12.19		37 g	
New CA.GZA.10.12.AH			
New CA.GZA.10.12.AHV			
New CA.GZA.10.12.AHG			
New CA.GZA.10.12.AHL			
New CA.GZA.10.12.AHT			
New CA.GZA.10.12.ATG			
CA.GZA.10.12.C			40 g
CA.GZA.10.12.G			34 g
CA.GZA.10.12.G50			
CA.GZA.10.12.L		36 g	
CA.GZA.10.12.LL		34 g	
CA.GZA.10.12.M		35 g	
CA.GZA.10.12.M50		43 g	
CA.GZA.10.12.MC		44 g	
New CA.GZA.10.12.MF			
CA.GZA.10.12.MS	MMD.IL5AP3AVF80	50 g	
CA.GZA.10.12.MSN	MMD.IL5AN3AVF80		
CA.GZA.10.12.S	MMD.IL5AP3AVF80		
CA.GZA.10.12.SN	MMD.IL5AN3AVF80		
CA.GZA.10.12.S4	MMD.IL5AP3AVF80		
CA.GZA.10.12.S4N	MMD.IL5AN3AVF80		
CA.GZA.10.12.S9	MMD.IL5AP3AVF80		
CA.GZA.10.12.S9N	MMD.IL5AN3AVF80		
CA.GZA.10.12.SG	MMD.IL5AP3AVF80		
CA.GZA.10.12.SGN	MMD.IL5AN3AVF80		



Material:
Jaws in hardcoated Aluminium
Body in anodized Aluminium

Remarks :
.Work principle: single acting
.2 different fastening possibilities:
.Clamp- Ø 10 mm on shaft
.Through-Thread in the gripper body
.Working pressure: 6 bar clean and dry air

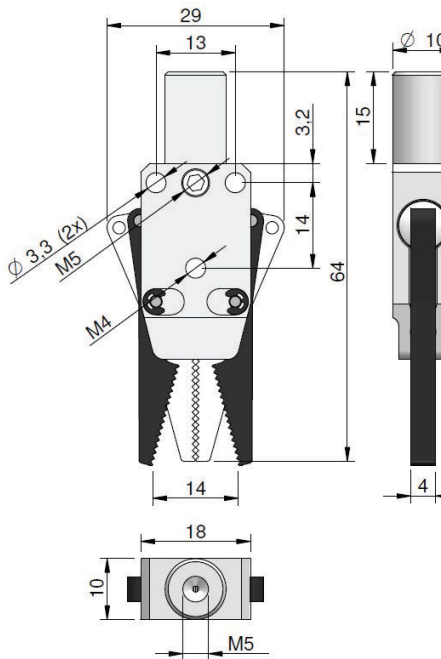
Osservazioni :
.Azionamento a semplice effetto
con apertura a molla
.2 differenti possibilità di fissaggio :
.Morsetto - Ø 10 mm sull'asta
.Attraverso il filetto nel corpo della pinza
.Pressione lavorante:
6 bar aria pulita e asciutta

CA.09 GZA.10

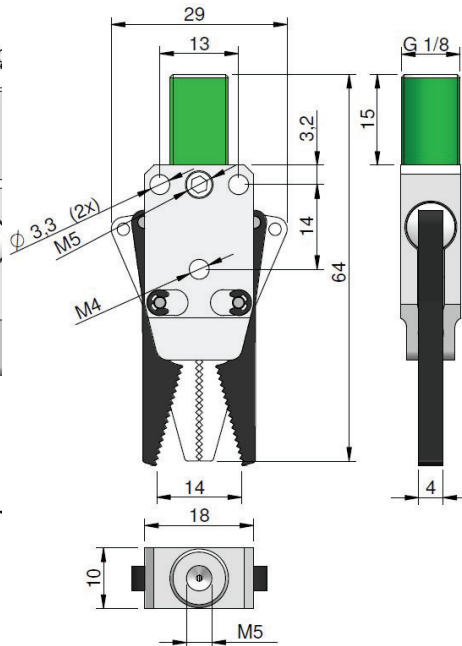
. Dimensions

. Dimensioni

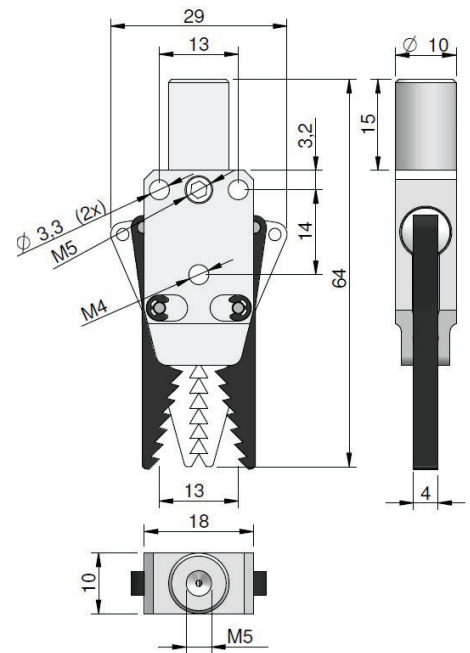
CA.GZA.10.08



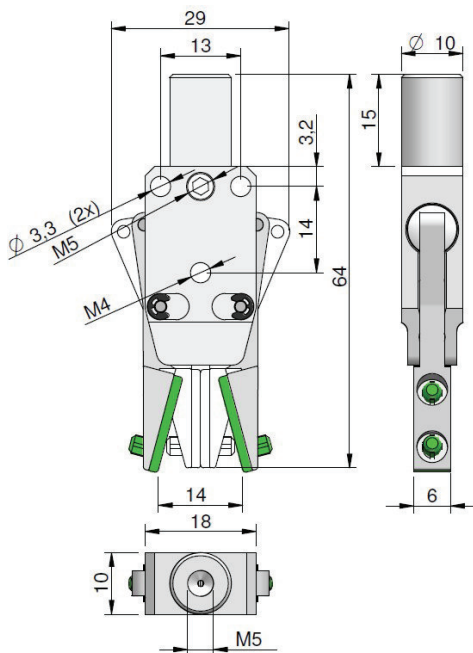
CA.GZA.10.08.18



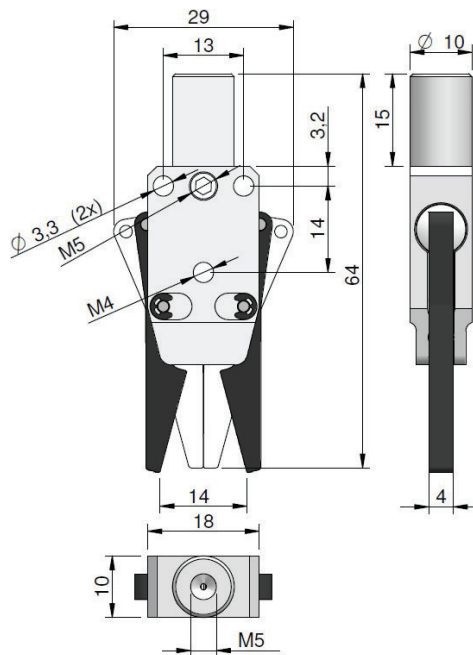
CA.GZA.10.08.19



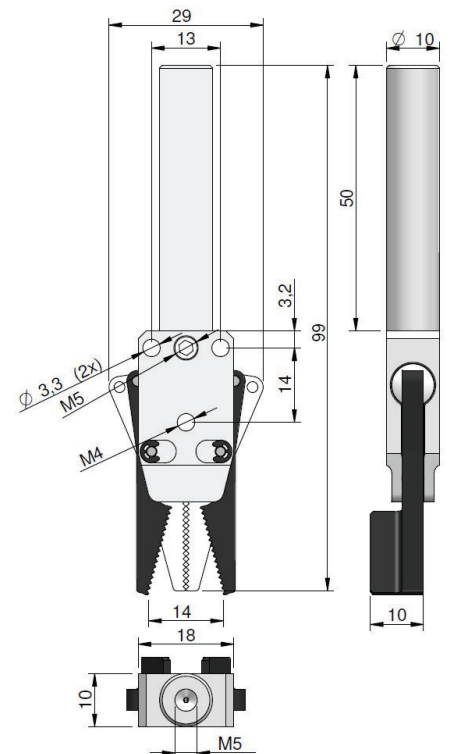
CA.GZA.10.08.G



CA.GZA.10.08.LL



CA.GZA.10.08.M50

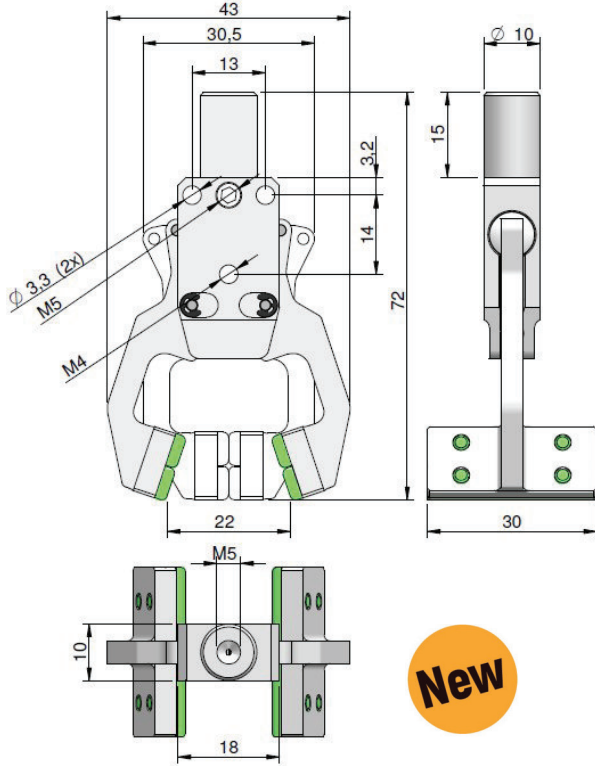


CA.09 GZA.10

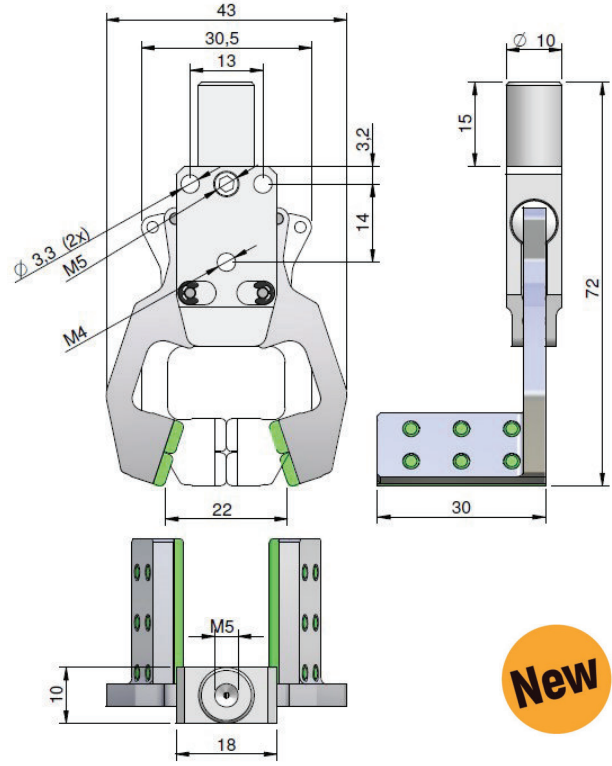
. Dimensions

. Dimensioni

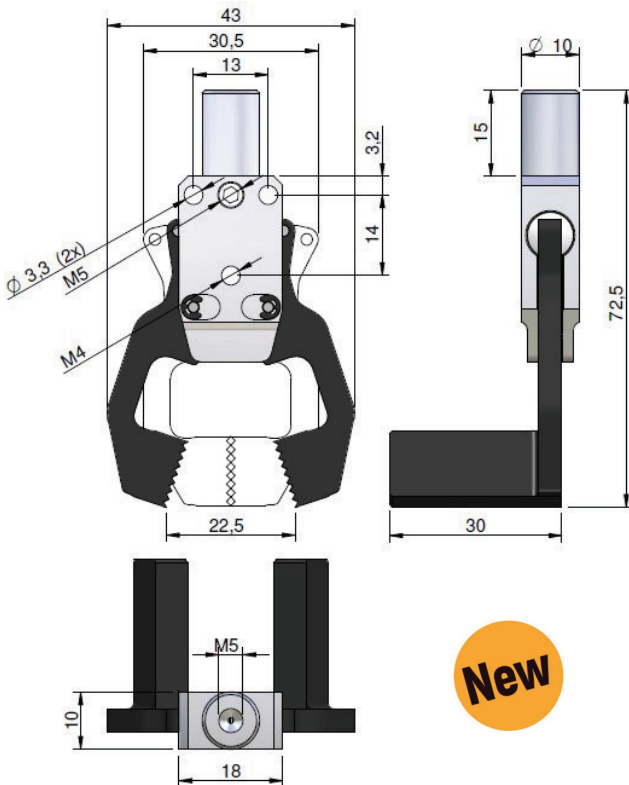
CA.GZA.10.08.ATG



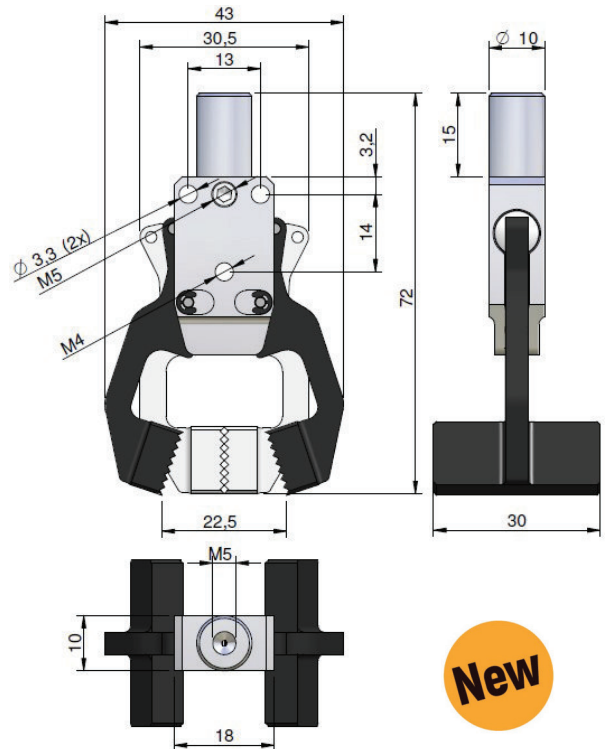
CA.GZA.10.08.AHG



CA.GZA.10.08.AHL



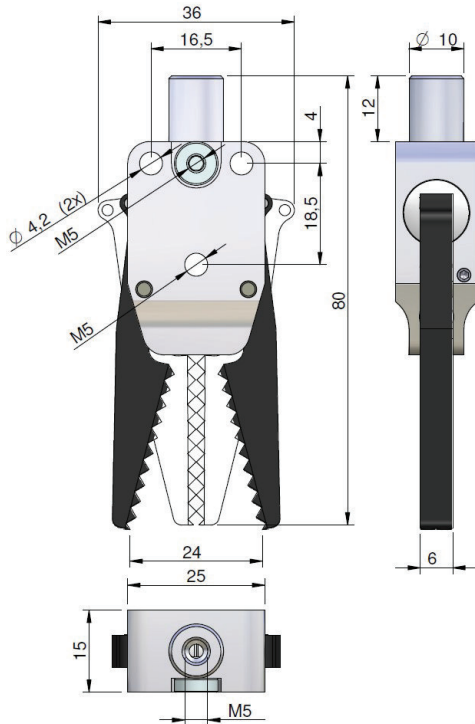
CA.GZA.10.08.AHT



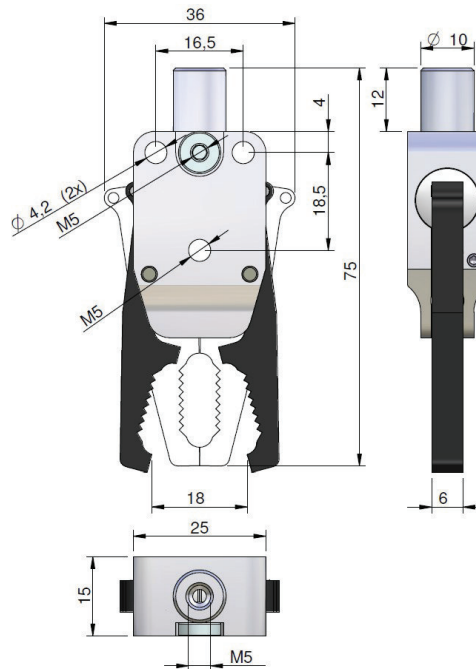
. Dimensions

. Dimensioni

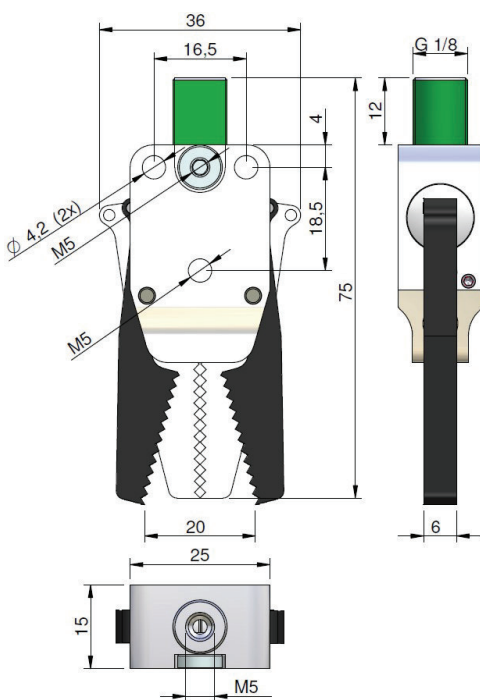
CA.GZA.10.12



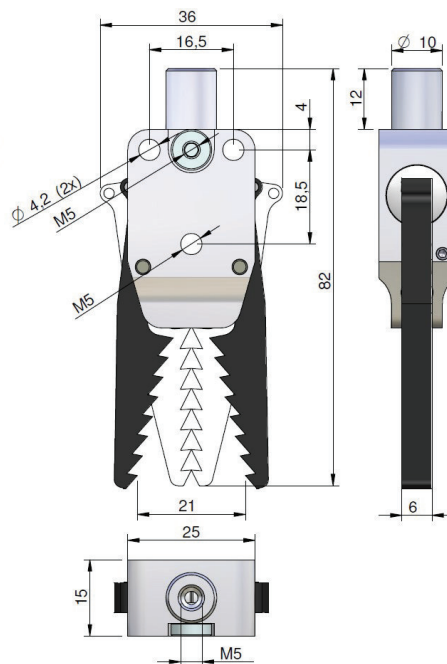
CA.GZA.10.12.14



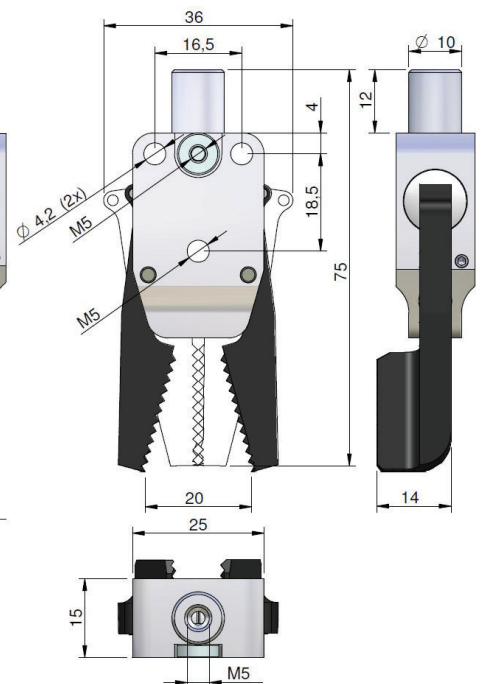
CA.GZA.10.12.18



CA.GZA.10.12.19



CA.GZA.10.12.AH

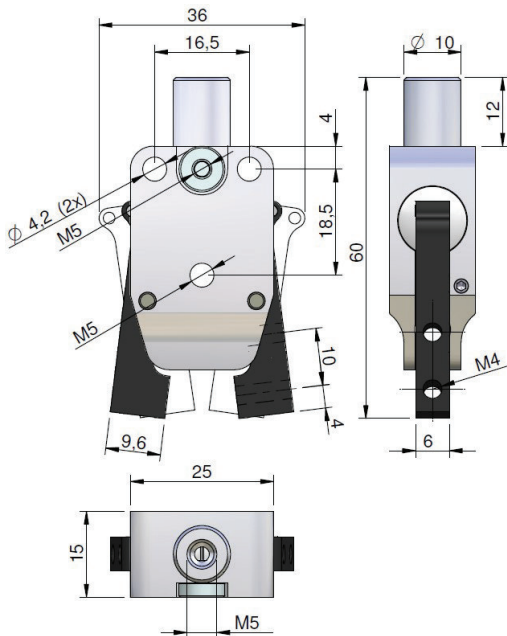


CA.09 GZA.10

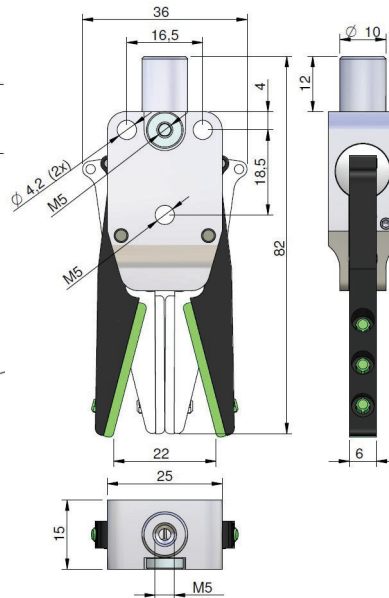
. Dimensions

. Dimensioni

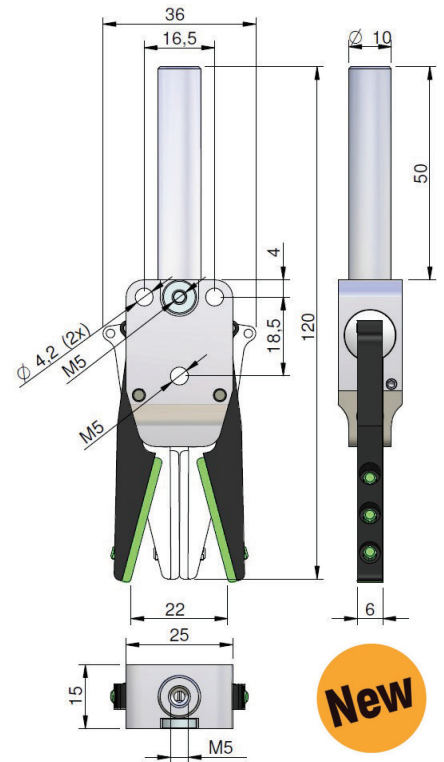
CA.GZA.10.12.C



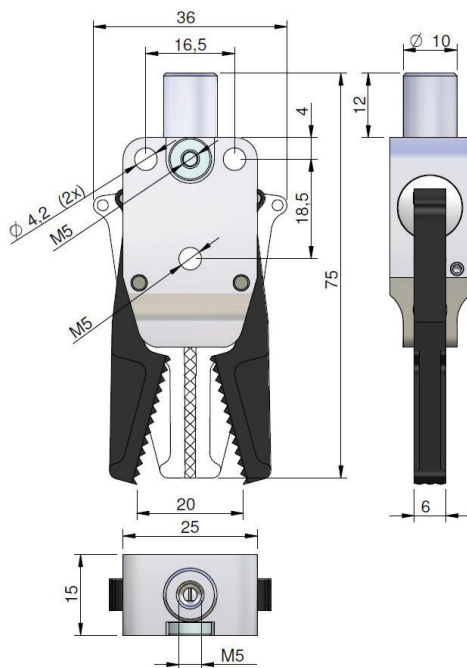
CA.GZA.10.12.G



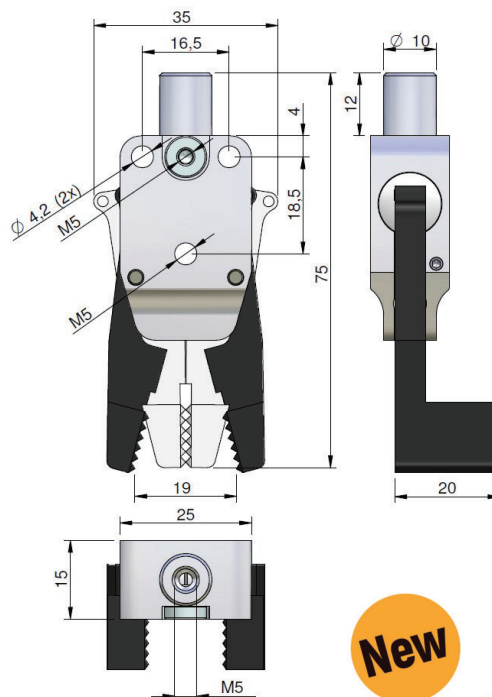
CA.GZA.10.12.G50



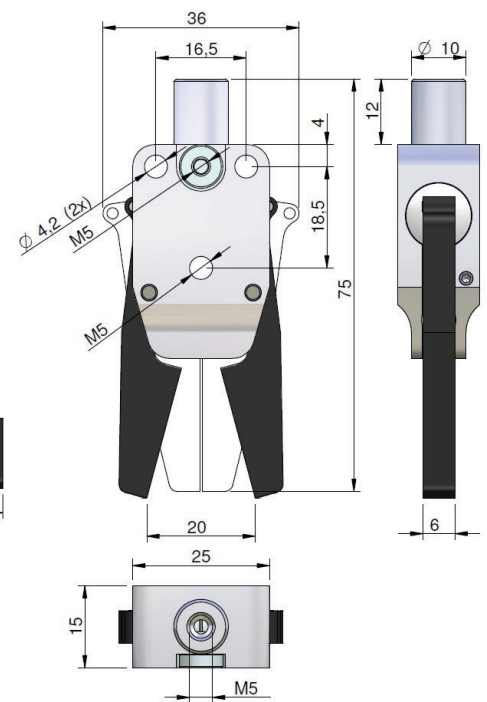
CA.GZA.10.12.L



CA.GZA.10.12.L90



CA.GZA.10.12.LL

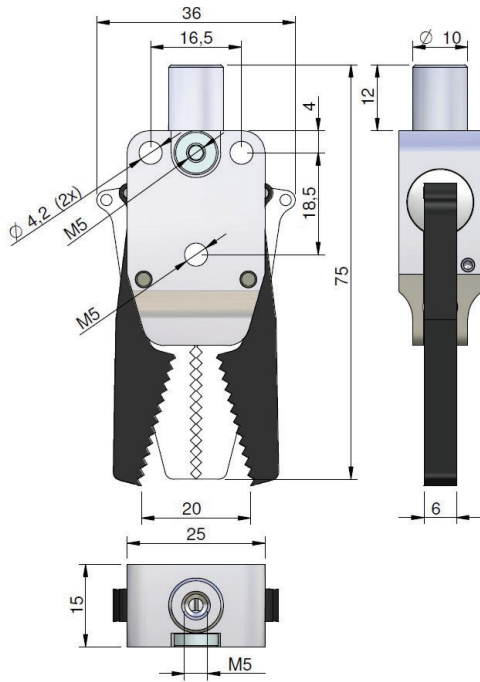


CA.09 GZA.10

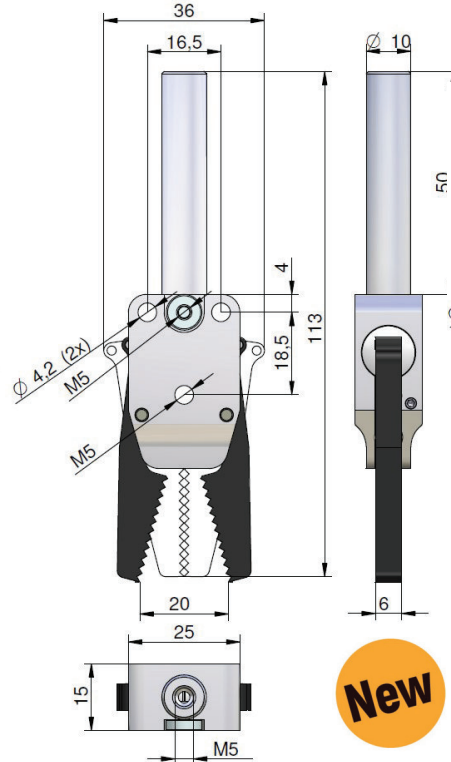
. Dimensions

. Dimensioni

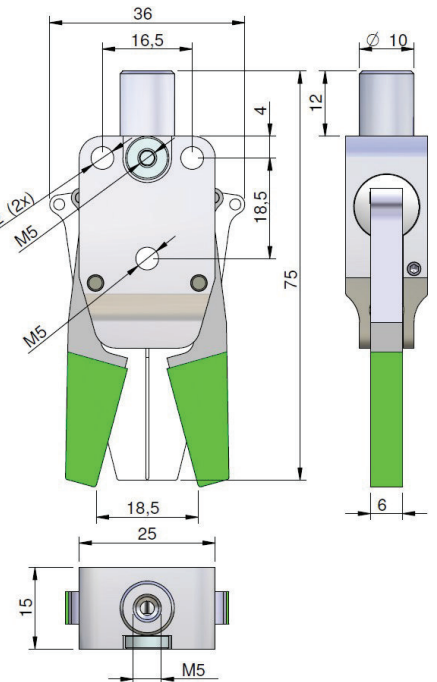
CA.GZA.10.12.M



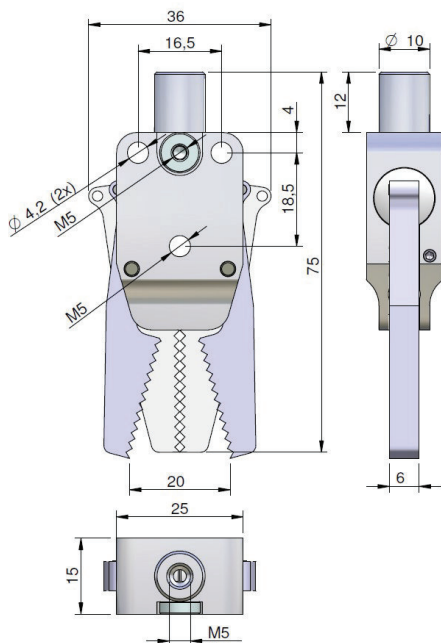
CA.GZA.10.12.M50



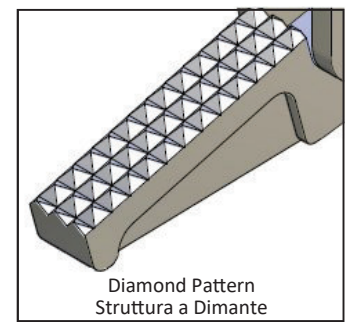
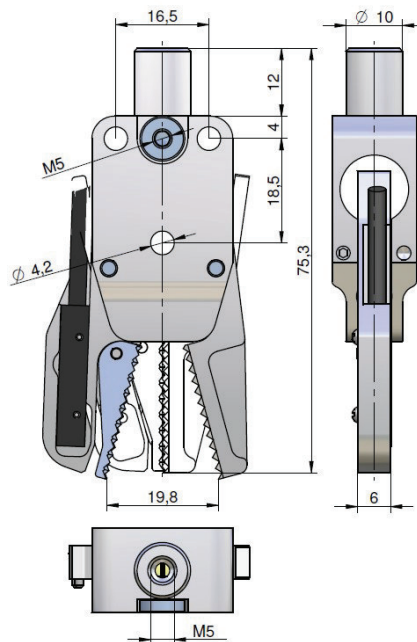
CA.GZA.10.12.MC



CA.GZA.10.12.MF



CA.GZA.10.12.MS/MSN

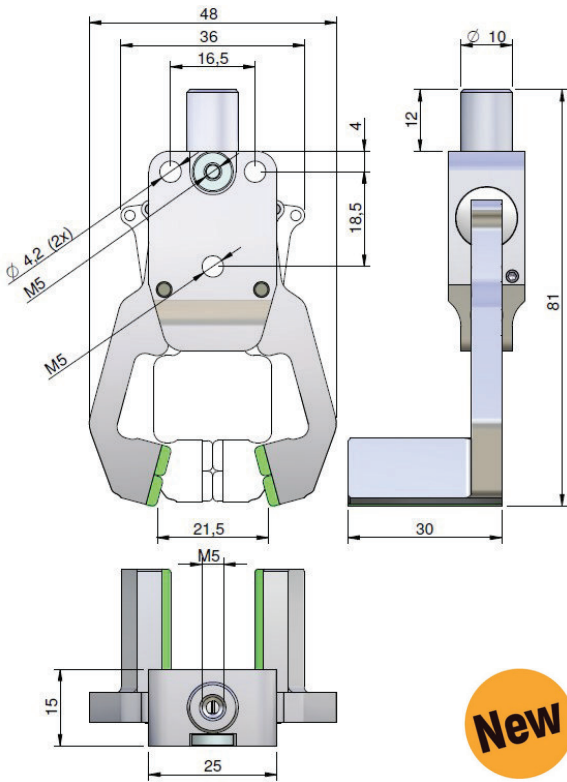


CA.09 GZA.10

. Dimensions

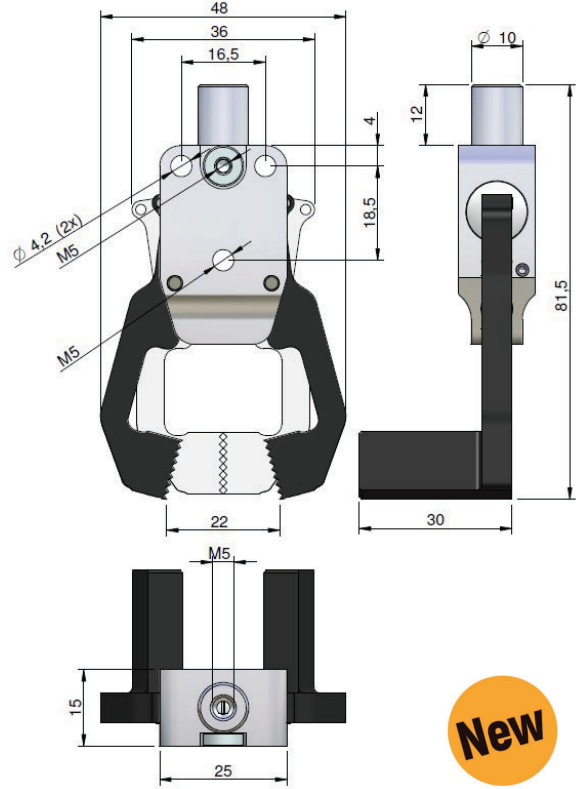
. Dimensioni

CA.GZA.10.12.AHG



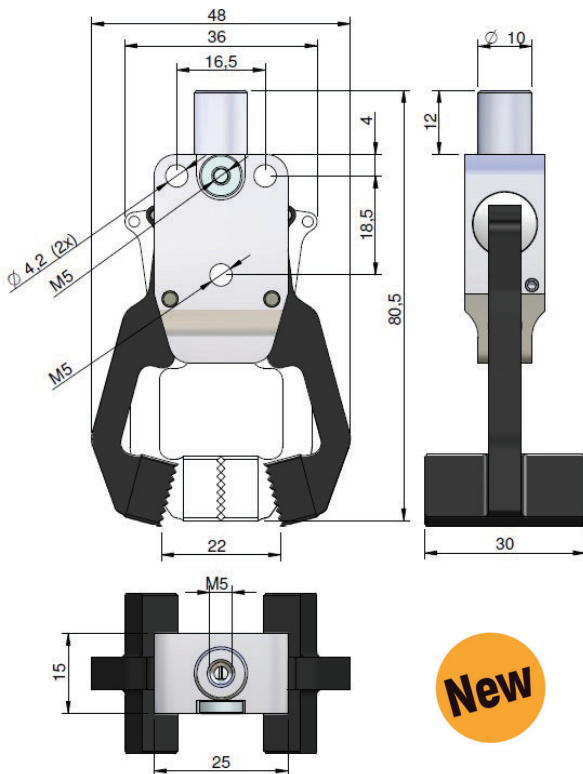
New

CA.GZA.10.12.AHL



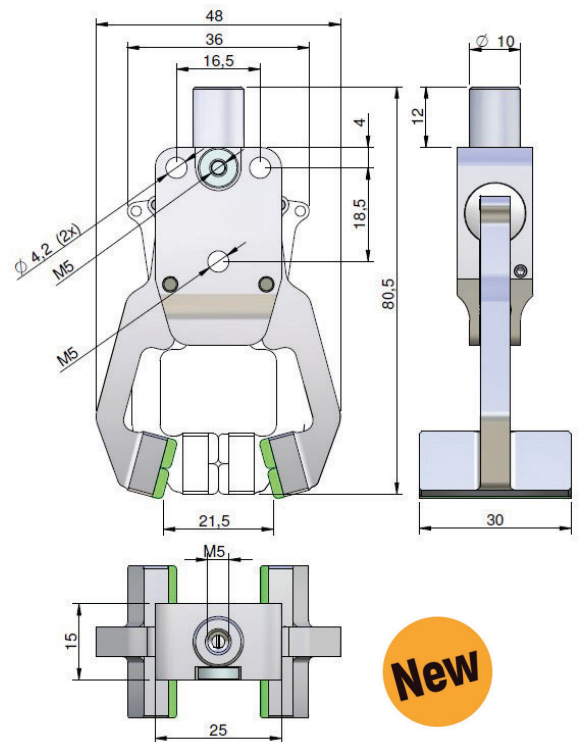
New

CA.GZA.10.12.AHT



New

CA.GZA.10.12.ATG



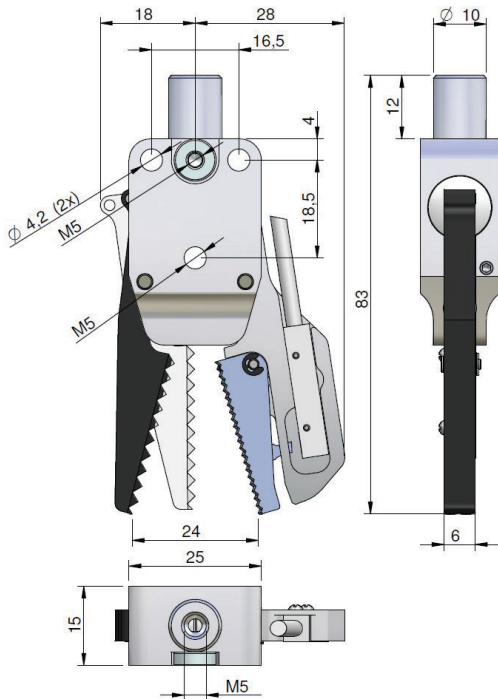
New

CA.09 GZA.10

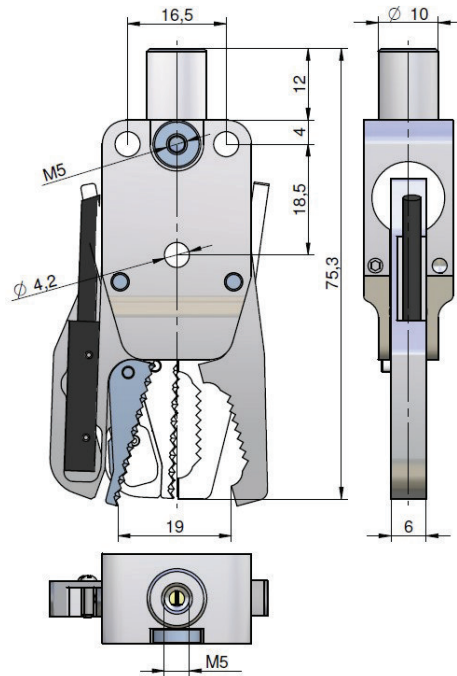
. Dimensions

. Dimensioni

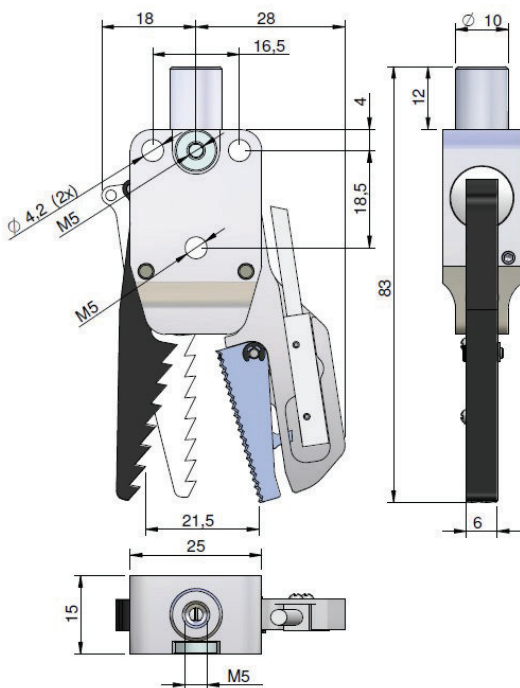
CA.GZA.10.12.S/SN



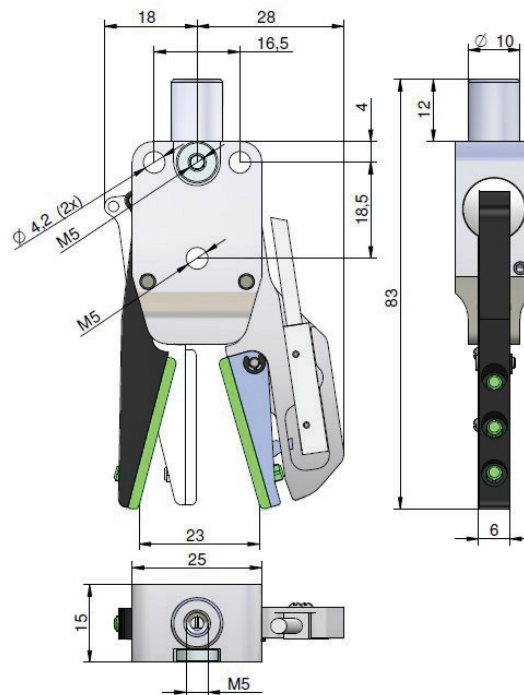
CA.GZA.10.12.S4/S4N



CA.GZA.10.12.S9/S9N



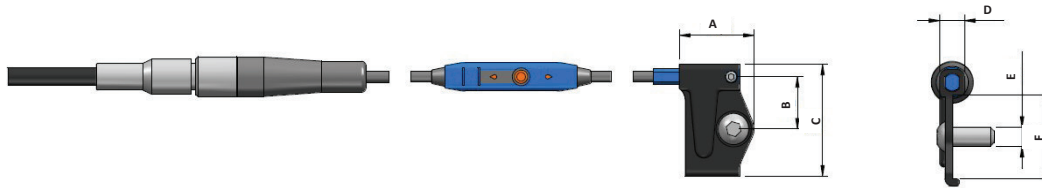
CA.GZA.10.12.SG/SGN



CA.09 GZA.10

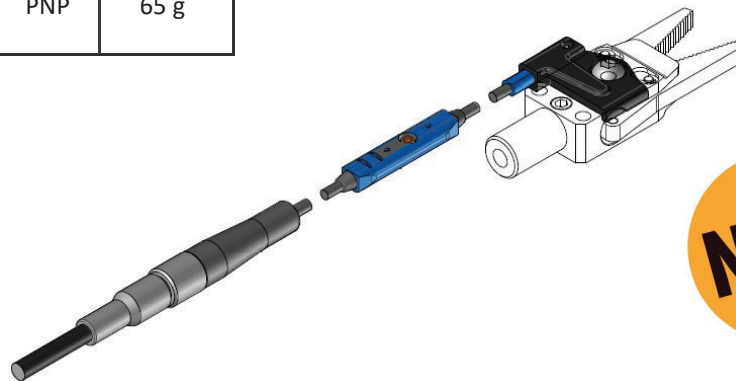
. Dimensions

. Maße



Article no.	Output	
CA.SCP.1008	PNP	65 g
CA.SCP.1012		

Application example / Anwendungsbeispiel



CA.09 GRZ.10.08

Remarks / Osservazioni:

Work principle: single acting

Azionamento a semplice effetto con apertura a molla

2 different fastening possibilities / 2 differenti possibilità di fissaggio :

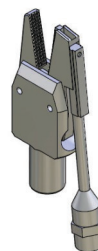
Clamp - \varnothing 10 mm on shaft / Morsetto - \varnothing 10 mm sull'asta

Through-Thread in the gripper body

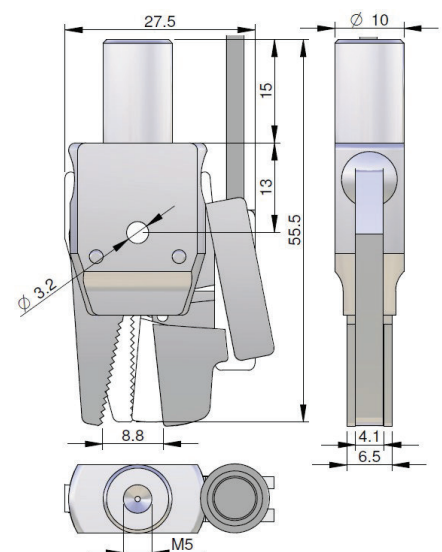
Attraverso il filetto nel corpo della pinza

Working pressure: 6 bar clean and dry air

Pressione lavorante: 6 bar aria pulita e asciutta



CA.GRZ.10.08.S/SN

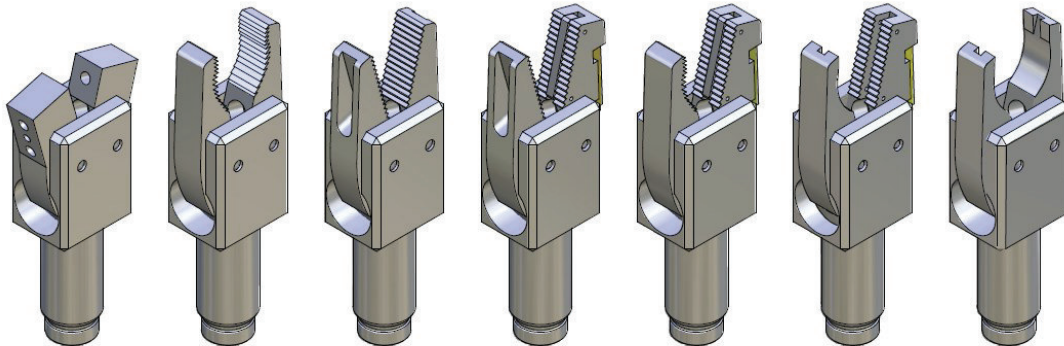


Article no.	Sensor	Closing force (at 6 bar)	Weight
CA.GRZ.10.08.S	KT58PM8	19 N	25 g
CA.GRZ.10.08.S2F	KT58REQD		
CA.GRZ.10.08.SN	KT58NM8		

CA.09 GRZ.20

. Sprue gripper

. Pinza Materozza



Remarks / Osservazioni :

Work principle: single acting
Azionamento a semplice effetto con apertura a molla

Working pressure: 6 bar clean and dry air
Pressione lavorante: 6 bar aria pulita e asciutta

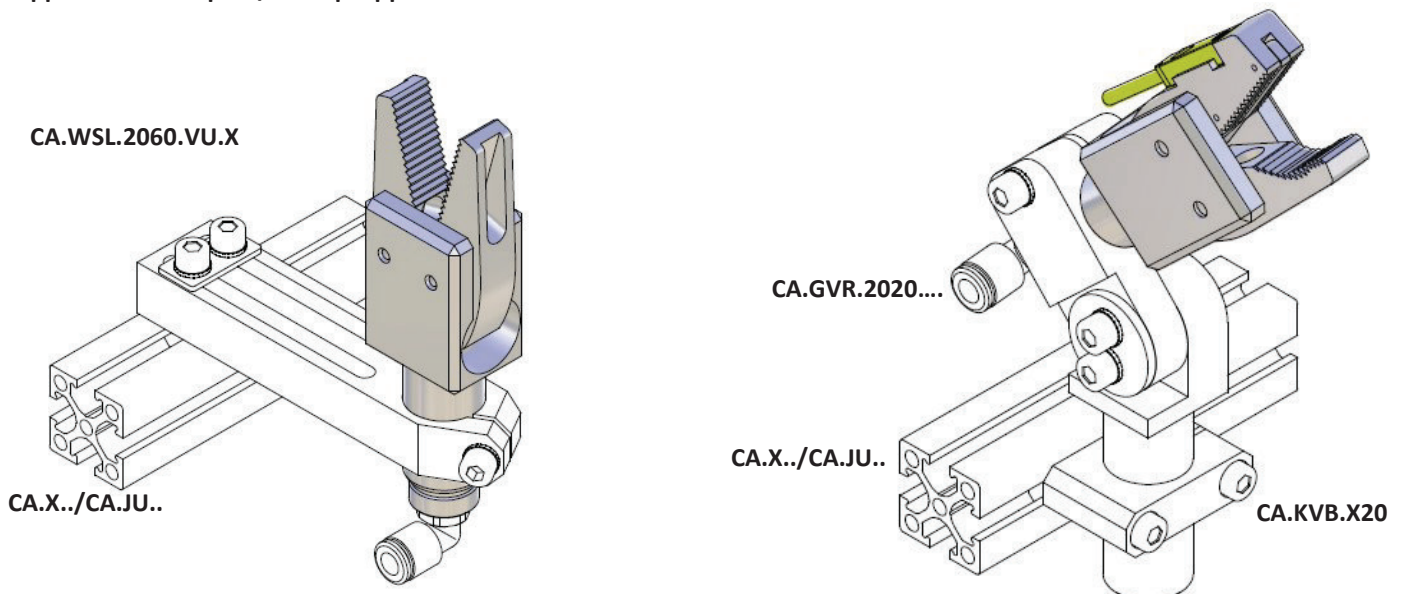
Material / Material:

Jaws in hardcoated Aluminium
Chele in alluminio rivestito

Body made of anodized Aluminium
Corpo in alluminio anodizzato

Article no.	Sensor	Closing force (at 6 bar)	Weight
CA.GRZ.20.A		90 N	114 g
CA.GRZ.20.E			85 g
CA.GRZ.20.LL			85 g
CA.GRZ.20.R			121 g
CA.GRZ.20.S	GRZ.20.SC.PNP		127 g
CA.GRZ.20.SN	GRZ.20.SC.NPN		107 g
CA.GRZ.20.W	GRZ.20.SC.PNP		110 g
CA.GRZ.20.WN	GRZ.20.SC.NPN		114 g
CA.GRZ.20.WL	GRZ.20.SC.PNP		110 g
CA.GRZ.20.WLN	GRZ.20.SC.NPN		

Application examples / Esempi applicativi

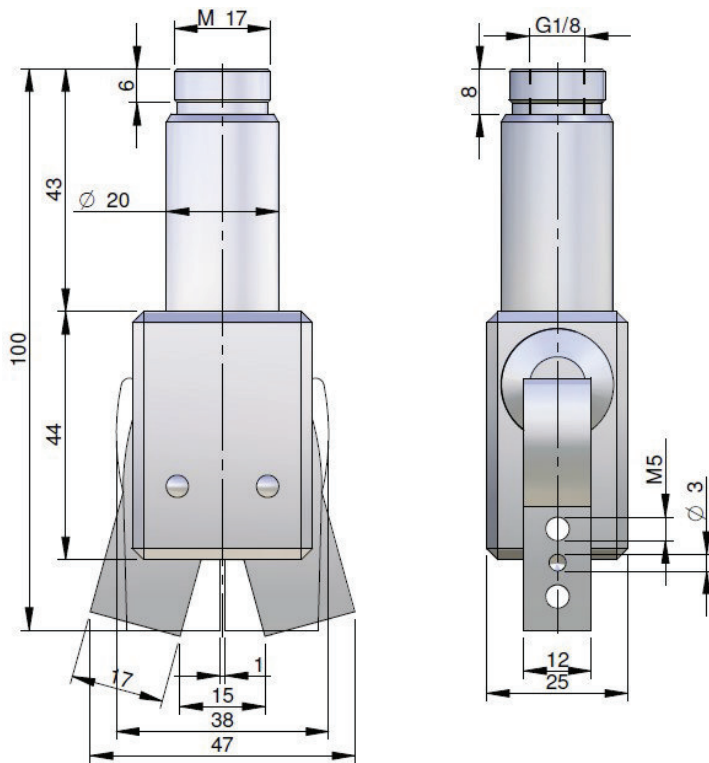


CA.09 GRZ.20

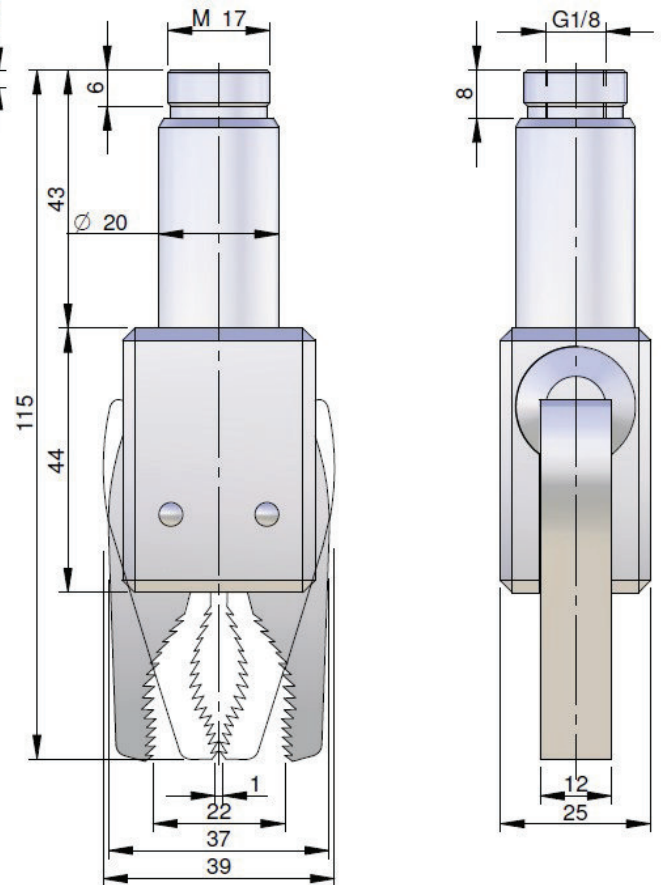
. Dimensions

. Dimensioni

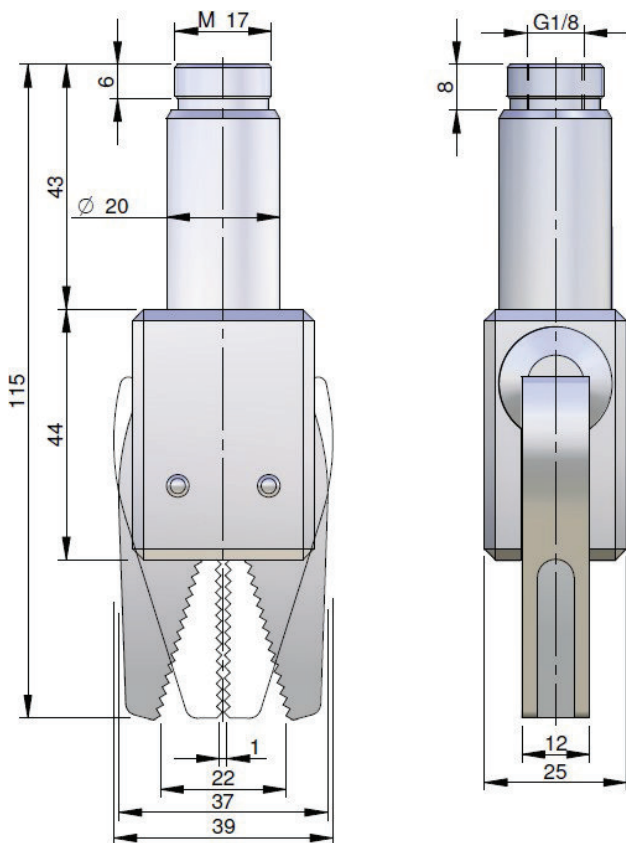
CA.GRZ.20.A



CA.GRZ.20.E



CA.GRZ.20.R

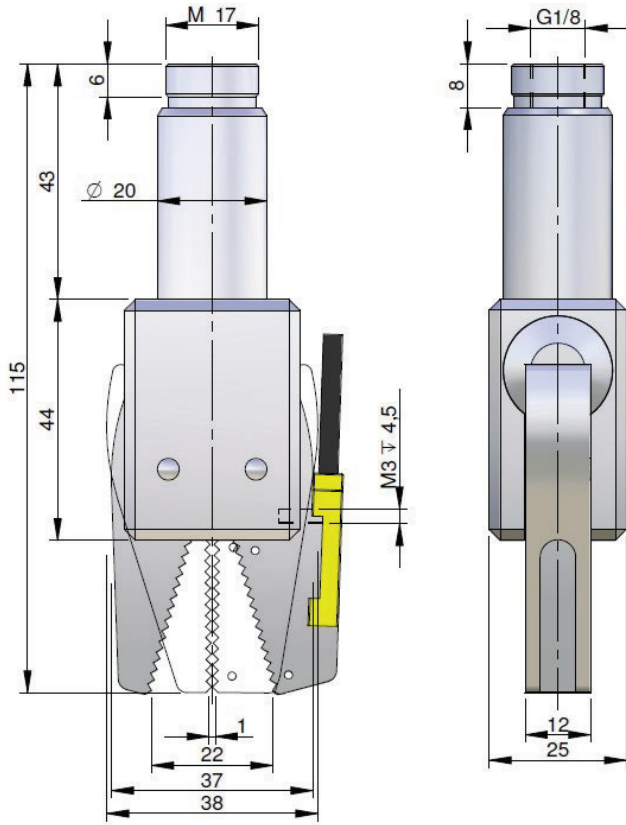


CA.09 GRZ.20

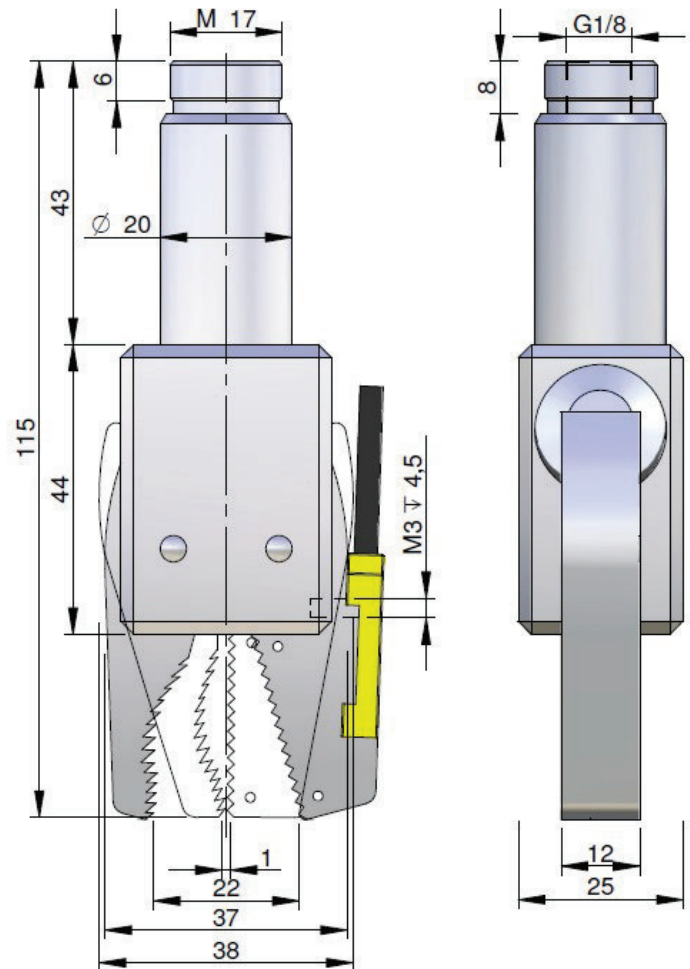
. Dimensions

. Dimensioni

CA.GRZ.20.S/SN



CA.GRZ.20.W/WN

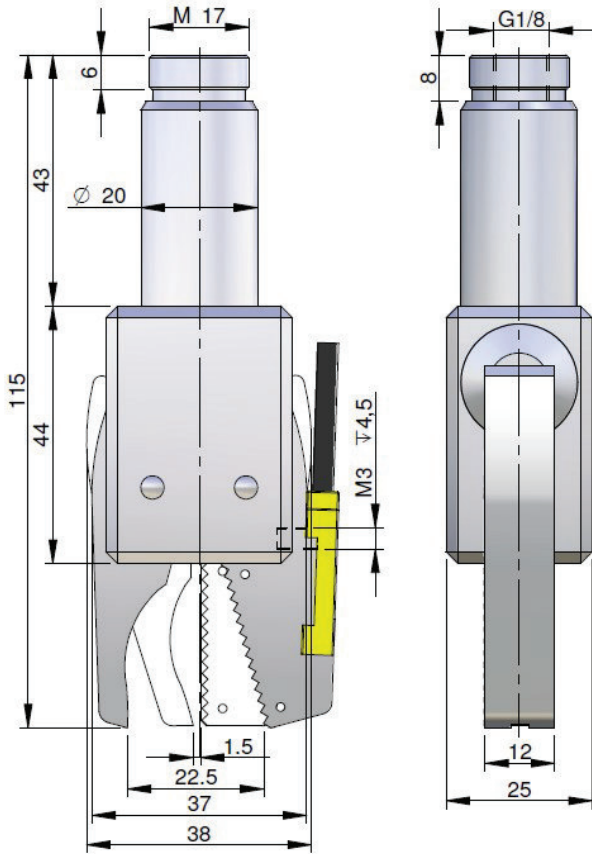


CA.09 GRZ.20

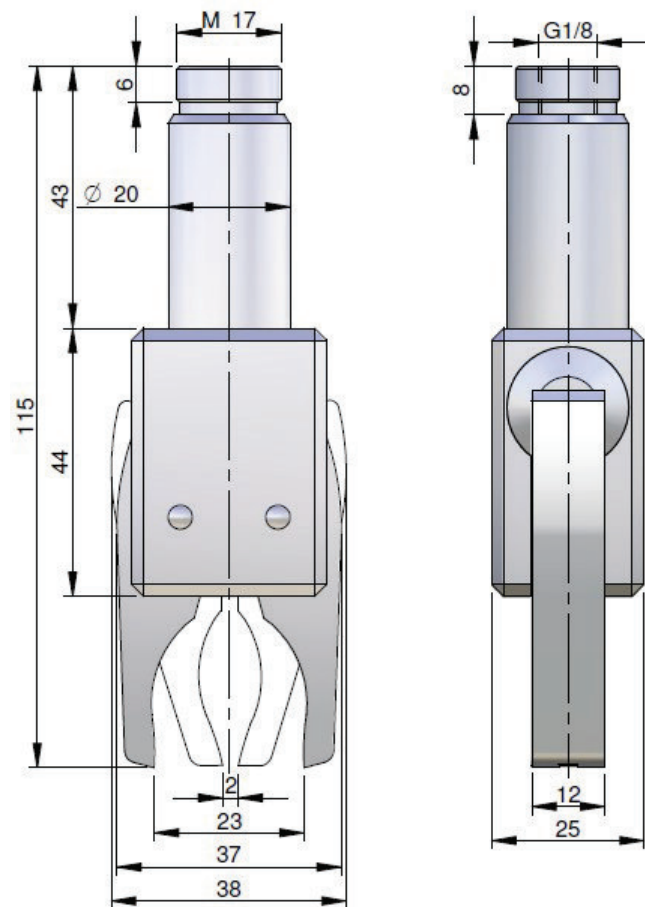
. Dimensions

. Dimensioni

CA.GRZ.20.WL/WLN



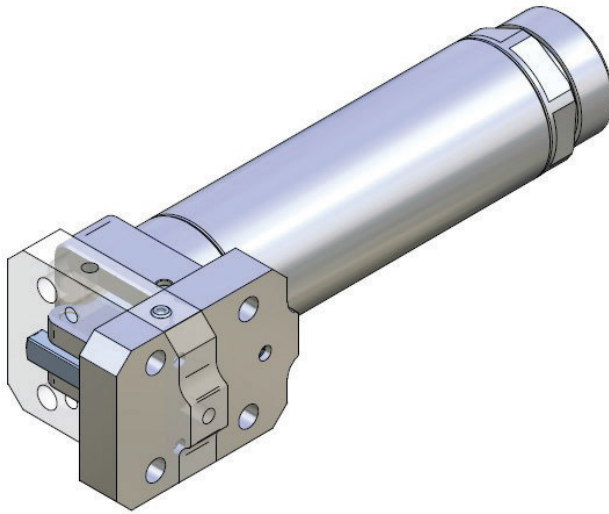
CA.GRZ.20.LL



CA.09 RBL 90°

. Pneumatic tilt

. Ribaltatore pneumatico



Remarks / Osservazioni:

Work principle: single acting
Azionamento a semplice effetto con apertura a molla

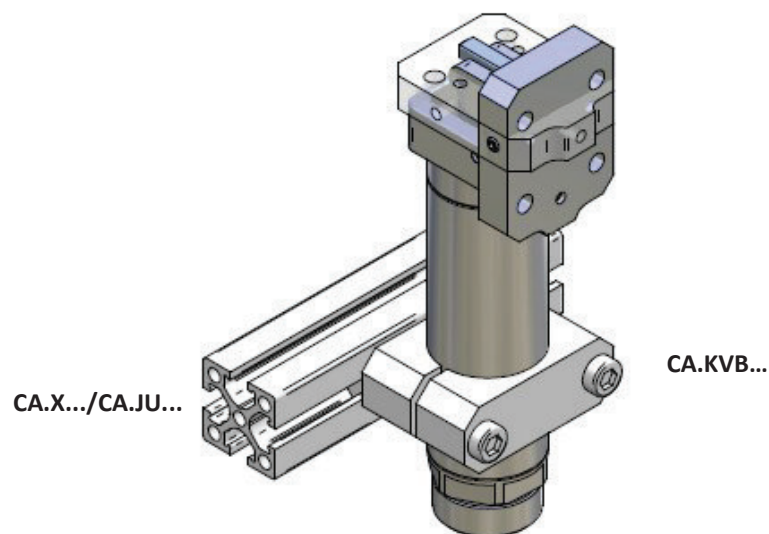
Extension thread for Extension Tube VLR
Filo prolunga per prolunga VLR

Working pressure: 6 bar clean and dry air
Pressione lavorante: 6 bar aria pulita e asciutta
Material / Materiale:
Aluminium / Alluminio

Surface: Silver anodized
Superficie: Argento anodizzato

Article no.	Stroke	External Diameter	Grip force (at 6 bar)	Cycle air consumption	Weight
CA.RBL.30	90°	Ø 30 mm	300 N	12.90 cm ³	270 g

Application example / Esempio applicativo

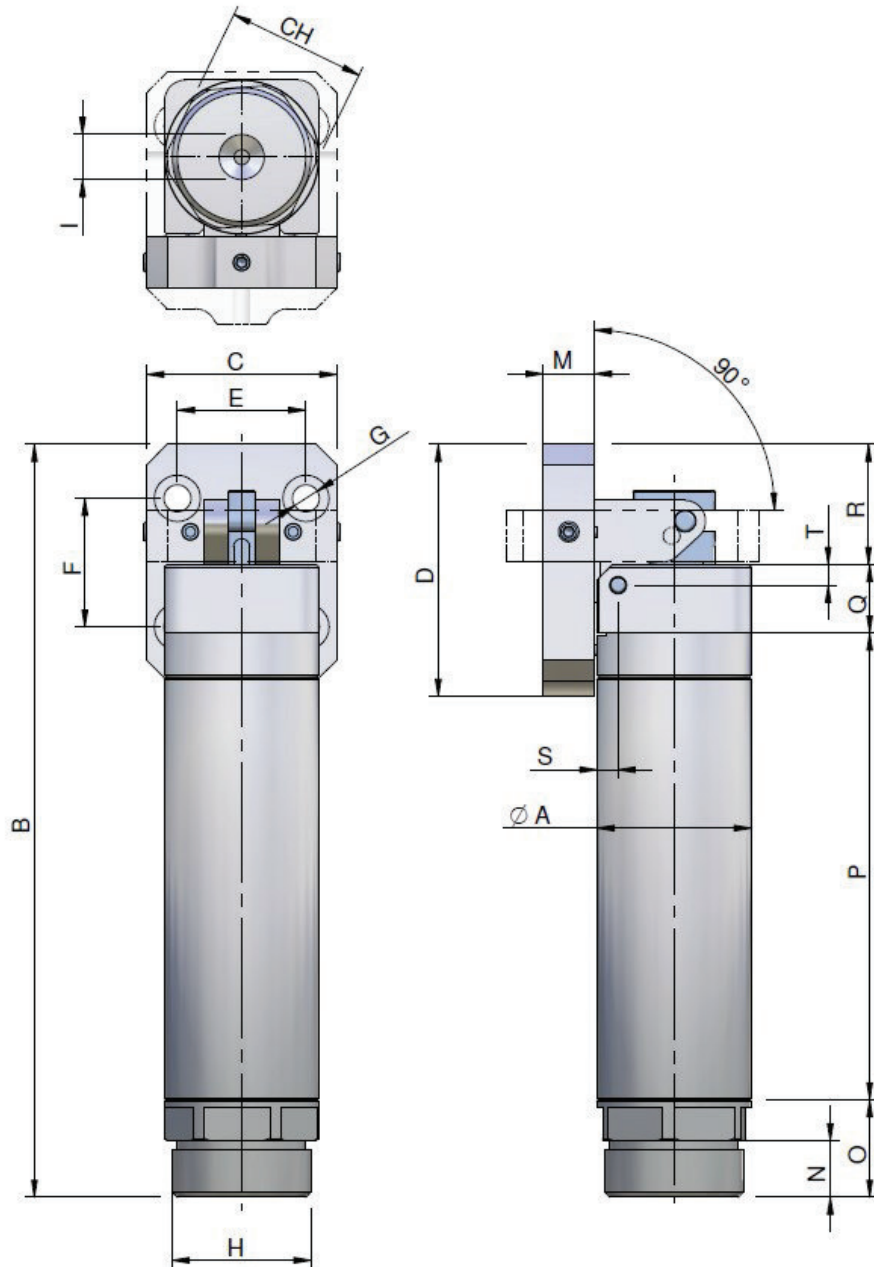


CA.09 RBL 90°

. Dimensions

. Dimensioni

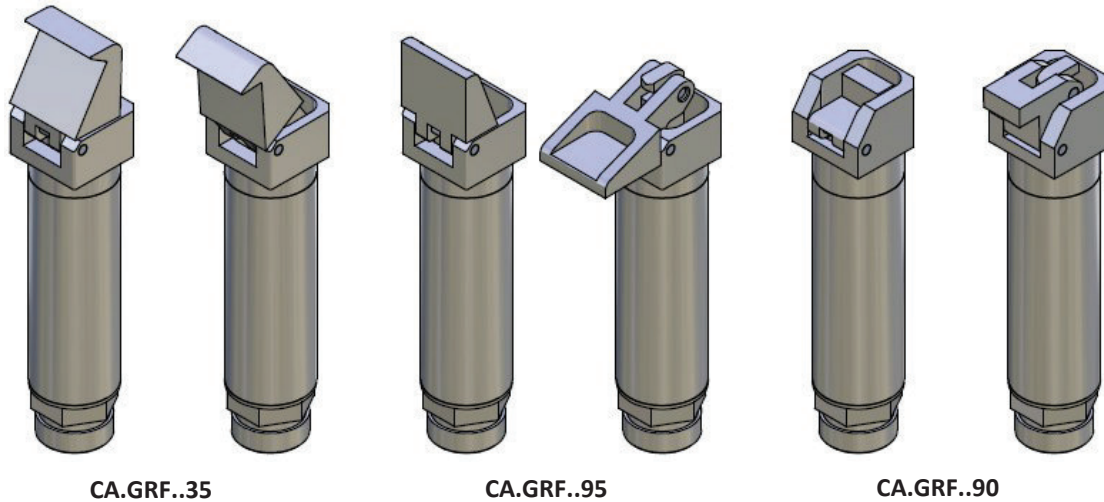
Article no.	A	B	C	D	E	F	G	H	I	M	N	O	P	Q	R	S	T	CH
CA.RBL.30	∅ 30	146.5	37	49	25	25	5.3	M27x1	1/8	10	11	19	90.8	13.3	23.4	4.1	4	27



CA.09 GRF

. Gripper finger

. Dito di Presa



Remarks / Osservazioni:

Work principle: single acting
Azionamento a semplice effetto con apertura a molla

Extension thread for Extension Tube VLR
Filo prolunga per prolunga VLR

Working pressure: 6 bar clean and dry air
Pressione lavorante: 6 bar aria pulita e asciutta

Material / Materiale:
Aluminium / Alluminio

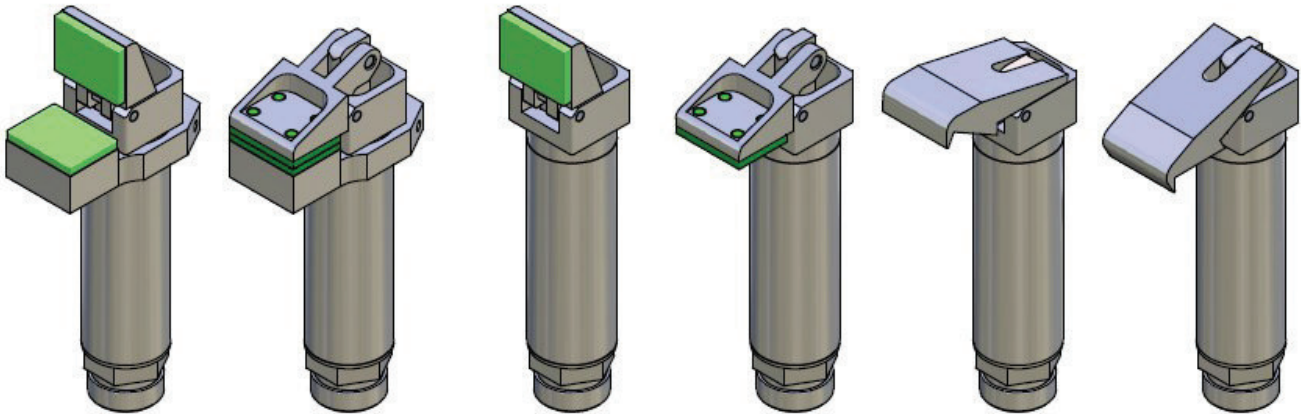
Surface: Silver anodized
Superficie: Argento anodizzato

Article no.	Stroke	External Diameter	Grip force (at 6 bar)	Cycle air consumption	Weight
CA.GRF.1435	35°	∅ 14	26 N	0.40 cm ³	25 g
CA.GRF.2035		∅ 20	100 N	1.24 cm ³	65 g
CA.GRF.3035		∅ 30	430 N	4.56 cm ³	206 g
CA.GRF.1490	90°	∅ 14	19 N	1.00 cm ³	25 g
CA.GRF.2090		∅ 20	70 N	3.52 cm ³	65 g
CA.GRF.3090		∅ 30	300 N	12.90 cm ³	185 g
CA.GRF.1495	95°	∅ 14	19 N	1.00 cm ³	25 g
CA.GRF.2095		∅ 20	70 N	3.52 cm ³	60 g
CA.GRF.3095		∅ 30	300 N	12.90 cm ³	193 g
CA.GRF.1495.G		∅ 14	19 N	1.00 cm ³	28 g
CA.GRF.2095.G		∅ 20	70 N	3.52 cm ³	75 g
CA.GRF.3095.G		∅ 30	300 N	12.90 cm ³	235 g
CA.GRF.1495.GW		∅ 14	19 N	1.00 cm ³	25 g
CA.GRF.2095.GW		∅ 20	70 N	3.52 cm ³	60 g
CA.GRF.3095.GW		∅ 30	300 N	12.90 cm ³	193 g
CA.GRF.2035.WE	35°	∅ 20	100 N	1.24 cm ³	76 g
CA.GRF.3035.WE		∅ 30	430 N	12.90 cm ³	259 g

CA.09 GRF

. Gripper finger

. Dito di Presa

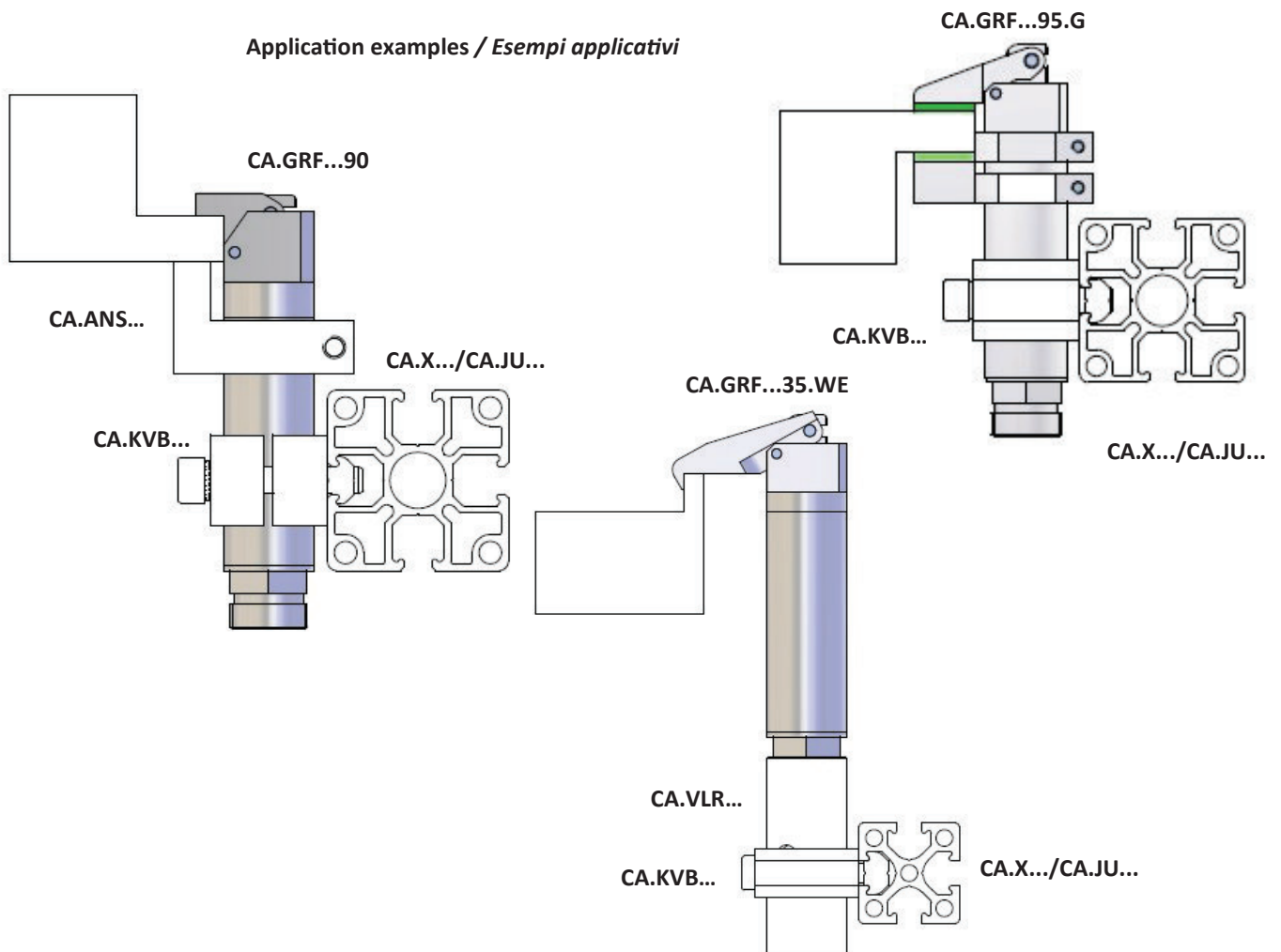


CA.GRF..95.G

CA.GRF..95.GW

CA.GRF..35.WE

Application examples / Esempi applicativi

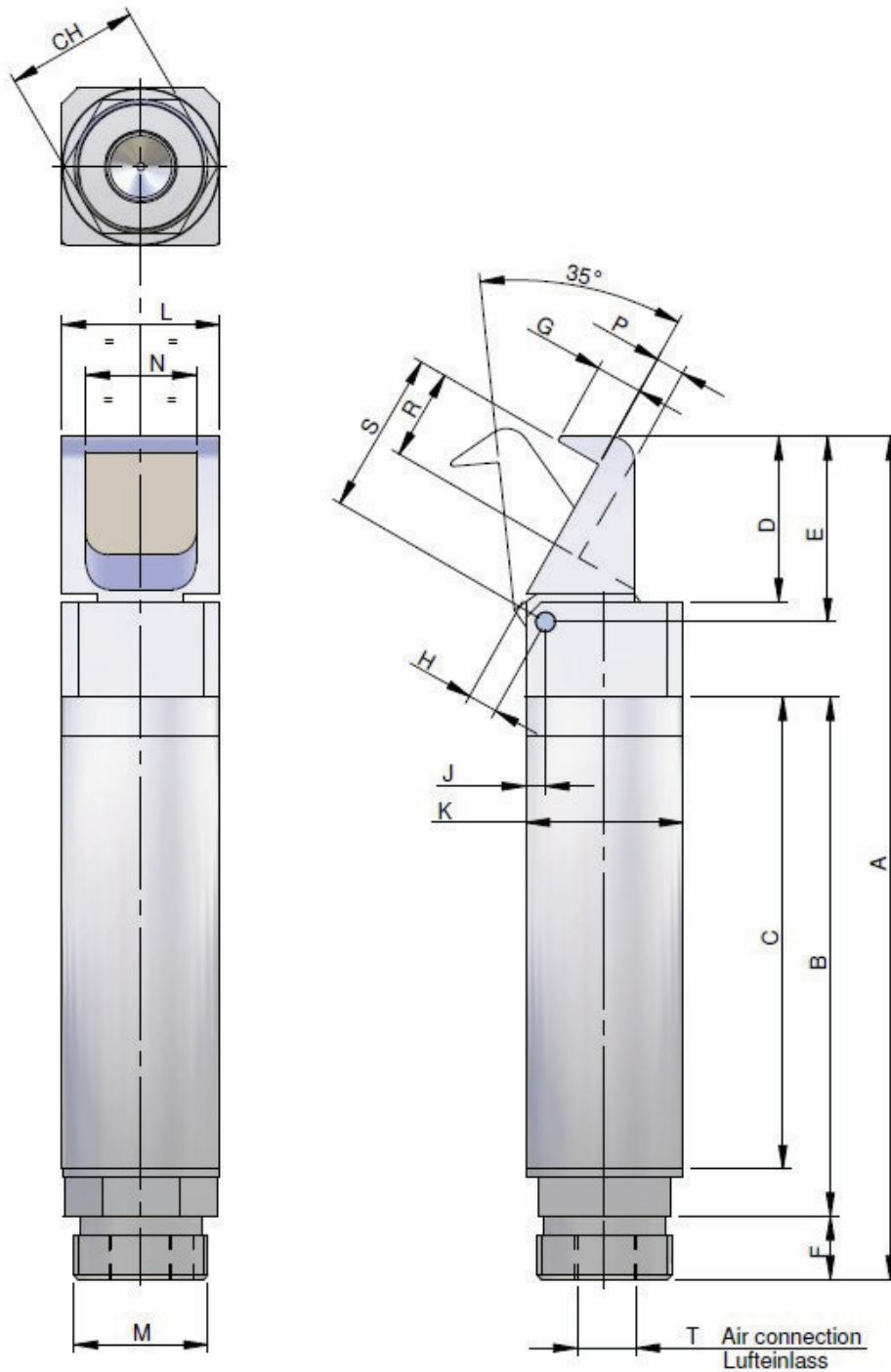


CA.09 GRF 35°

. Dimensions

. *Dimensioni*

Article no.	A	B	C	D	E	F	G	H	J	K	L	M	N	P	R	S	T	CH
CA.GRF.1435	77	47.5	43.5	14	16	5.5	4.5	3.4	2	∅ 14	14	M12X1	10	2	6	13.5	M5	12
CA.GRF.2035	107	66	60	21	23.5	8	6	3.8	2.5	∅ 20	20	M17X1	14	3	11.5	20.7	G 1/8	17
CA.GRF.3035	156	100	92	30	34	11	8	6	4	∅ 30	30	M27X1	22	5	17	30.8		27

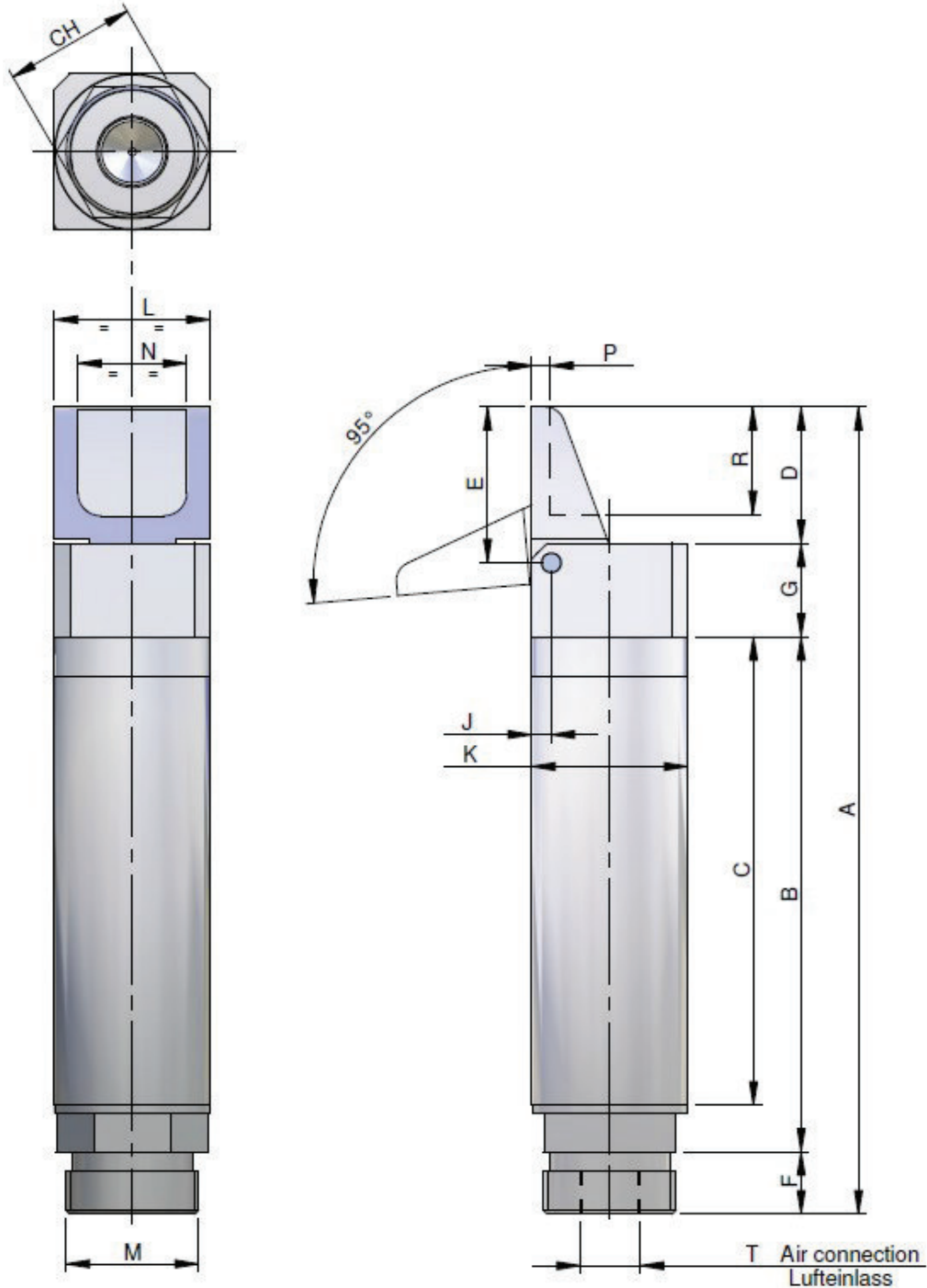


CA.09 GRF 95°

. Dimensions

. Dimensioni

Article no.	A	B	C	D	E	F	G	J	K	L	M	N	P	R	T	CH
CA.GRF.1495	75.5	47.5	43.5	12	14	5.5	10.5	2	∅ 14	14	M12X1	10	2	9	M5	12
CA.GRF.2095	103.5	66	60	17.5	20	8	12	2.5	∅ 20	20	M17X1	14	3	14	G 1/8	17
CA.GRF.3095	148	100	90	25	29	11	12	4	∅ 30	30	M27X1	22	5	21		27

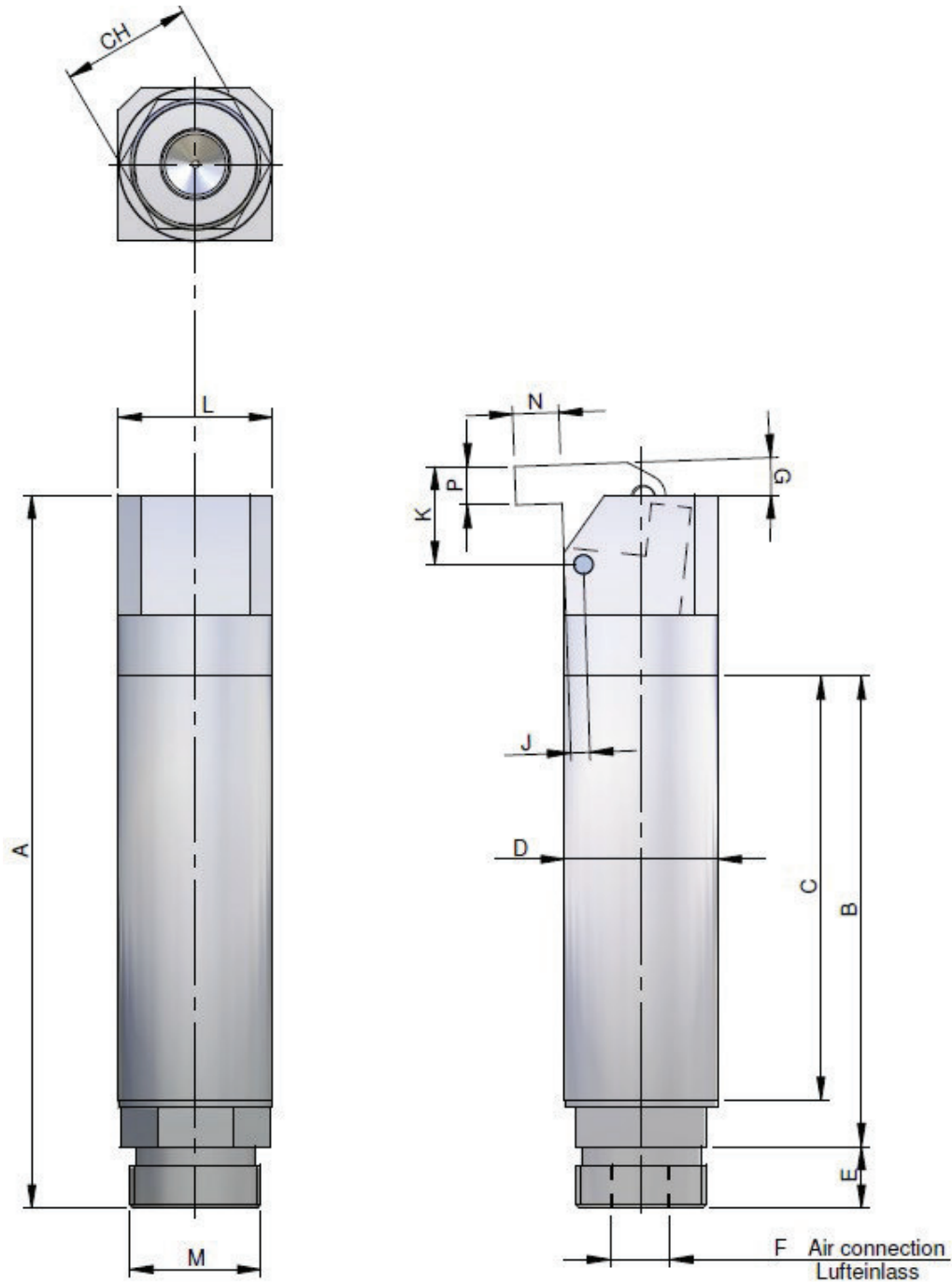


CA.09 GRF 90°

. Dimensions

. *Dimensioni*

Article no.	A	B	C	D	E	F	G	J	K	L	M	N	P	CH
CA.GRF.1490	69	45.5	41.5	∅ 14	5.5	M5	2°	3	8	14	M12X1	4.8	4	12
CA.GRF.2090	92.5	61	55	∅ 20	8	G 1/8		2.5	13	20	M17X1	6	5	17
CA.GRF.3090	135	91	83	∅ 30	11			4	20	30	M27X1	11	6	27

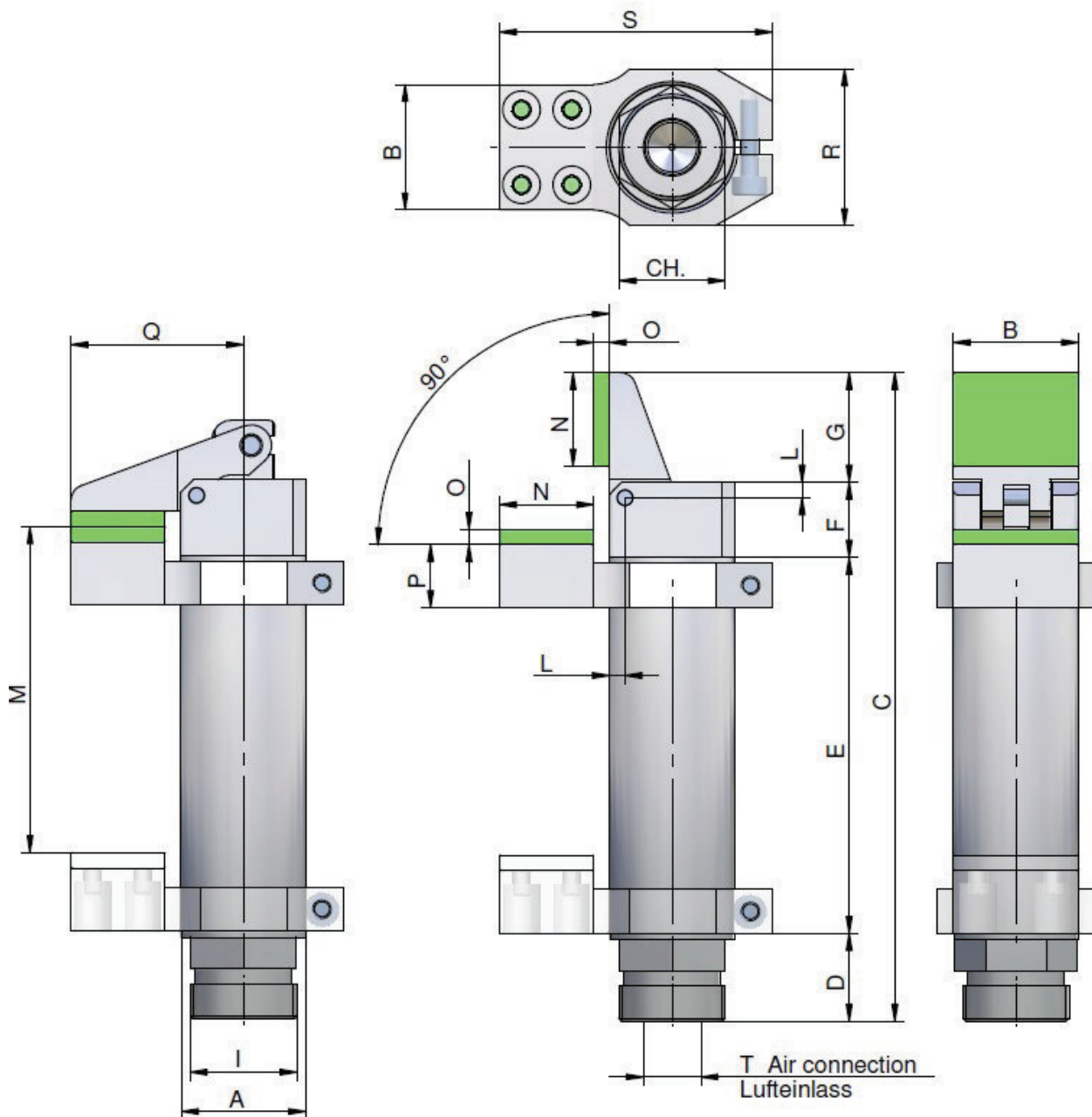


CA.09 GRF 95° G / GTPE

. Dimensions

. Dimensioni

Article no.	A	B	C	D	E	F	G	H	I	L	M	N	O	P	Q	R	S	T	CH
CA.GRF.1495.G	∅ 14	14	75.5	9.5	43.5	10.5	12	5.5	M12X1	2	38.5	10	2.5	6.5	19	17.5	30	M5	12
CA.GRF.2095.G	∅ 20	20	103.5	14	60	12	17.5	8	M17X1	2.5	52.5	15		10	27.5	25	43.5	G 1/8	M5
CA.GRF.3095.G	∅ 30	30	148	20	90	15	25	11	M27X1	4	81	20	3	9	40	37	60		

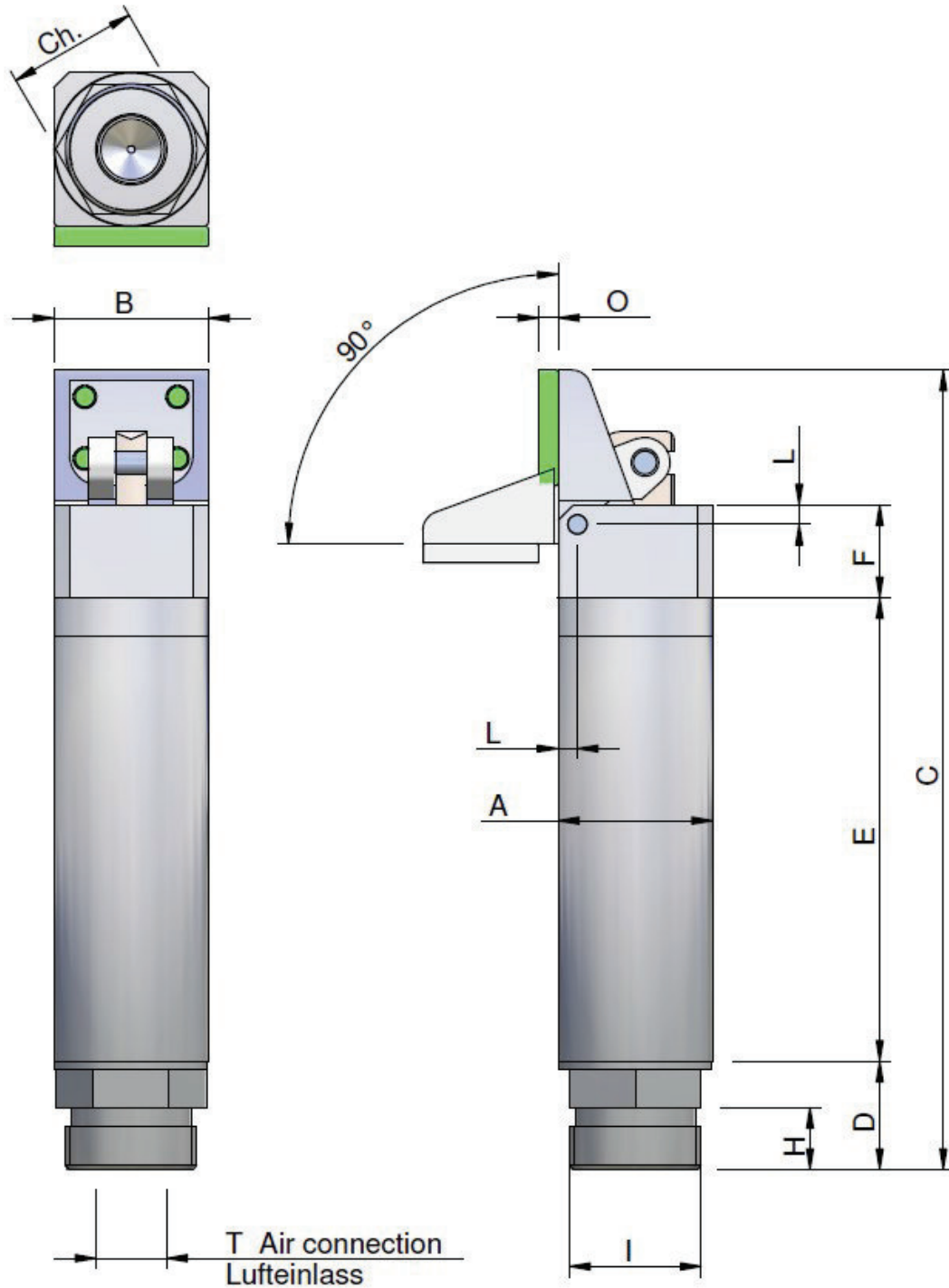


CA.09 GRF 95° GW

. Dimensions

. Dimensioni

Article no.	A	B	C	D	E	F	H	I	L	O	T	CH
CA.GRF.1495.GW	∅ 14	14	75.5	9.5	43.5	10.5	5.5	M12X1	2	2.5	M5	12
CA.GRF.2095.GW	∅ 20	20	103	14	60	12	8	M17X1	2.5		G 1/8	17
CA.GRF.3095.GW	∅ 30	30	148	20	90	15	11	M27X1	4	3		27

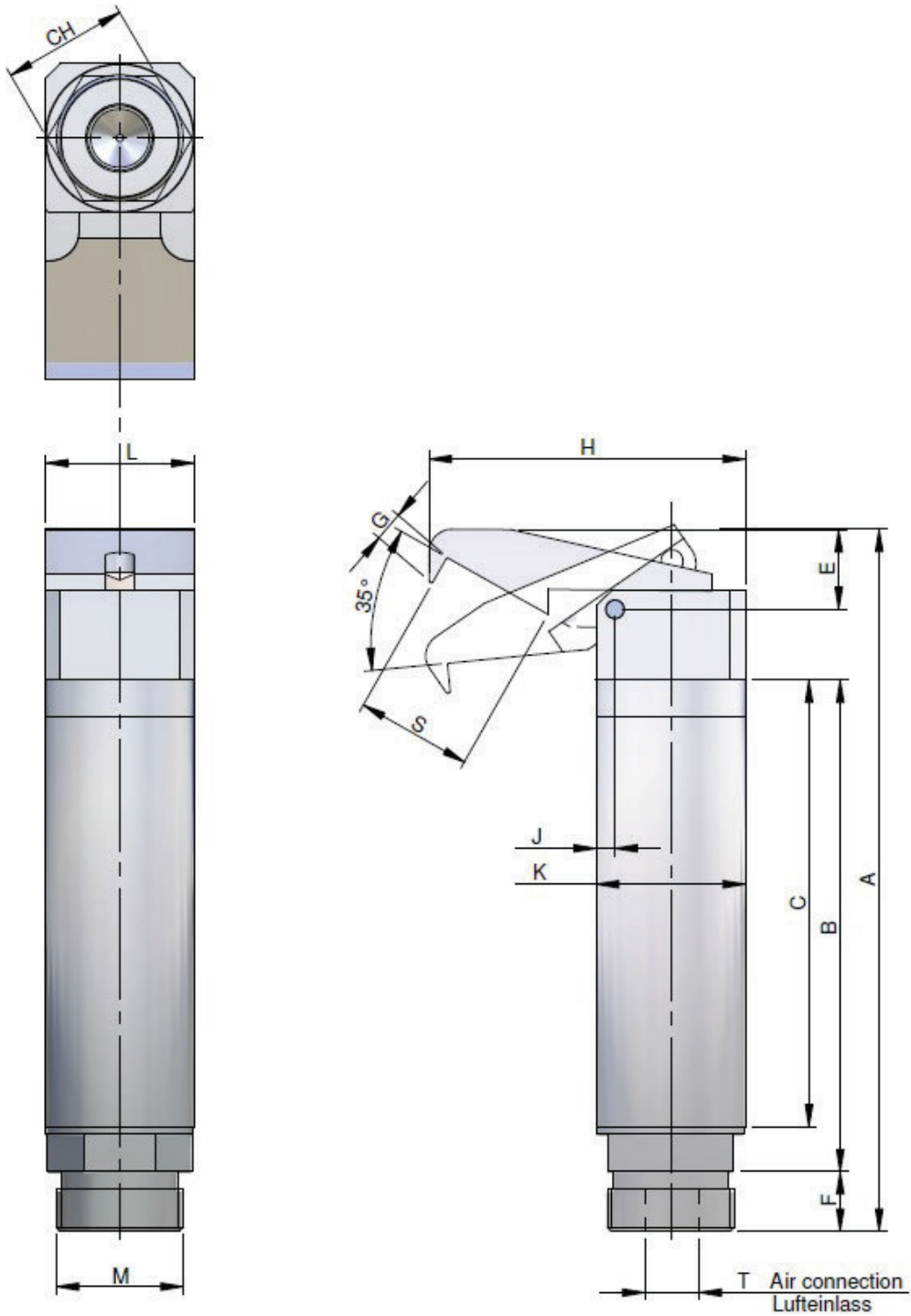


CA.09 GRF 35° WE

. Dimensions

. Dimensioni

Article no.	A	B	C	E	F	G	H	J	K	L	M	S	T	CH
CA.GRF.2035.WE	94	66	60	11	8	4	42.5	2.5	∅ 20	20	M17X1	15,5	G 1/8	17
CA.GRF.3035.WE	133	98	90	14	11		60.9	4.1	∅ 30	30	M27X1	26		27

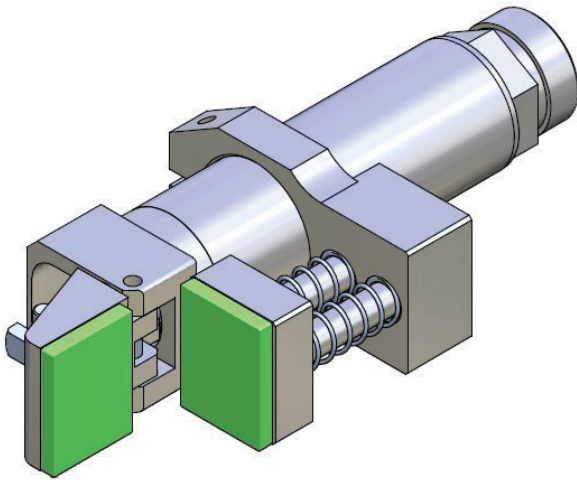


CA.09 GRF.VSX

. Gripper finger

Magnetic

. Dito di Presa



Remarks / Osservazioni:

Work principle: single acting
Azionamento a semplice effetto con apertura a molla

Extension thread for Extension Tube VLR
Filetto per prolunga VLR

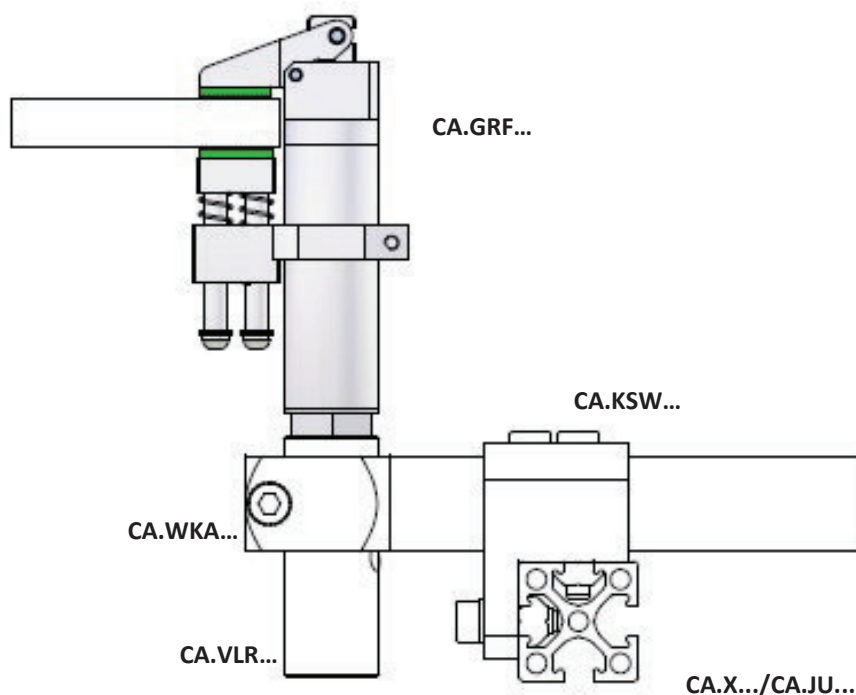
Working pressure: 6 bar clean and dry air
Pressione lavorante: 6 bar aria pulita e asciutta

Material / Materiale: Aluminium / Alluminio

Surface: silver anodized
Superficie: argento anodizzato

Article no.	Stroke	Piston bore	Grip force (at 6 bar)	Cycle air consumption	Weight
CA.GRF.1495.VSX	95°	∅ 10 mm	19 N	1.00 cm ³	45 g
CA.GRF.2095.VSX		∅ 16 mm	70 N	3.52 cm ³	100 g
CA.GRF.3095.VSX		∅ 25 mm	300 N	12.90 cm ³	360 g

Application example / Esempio applicativo

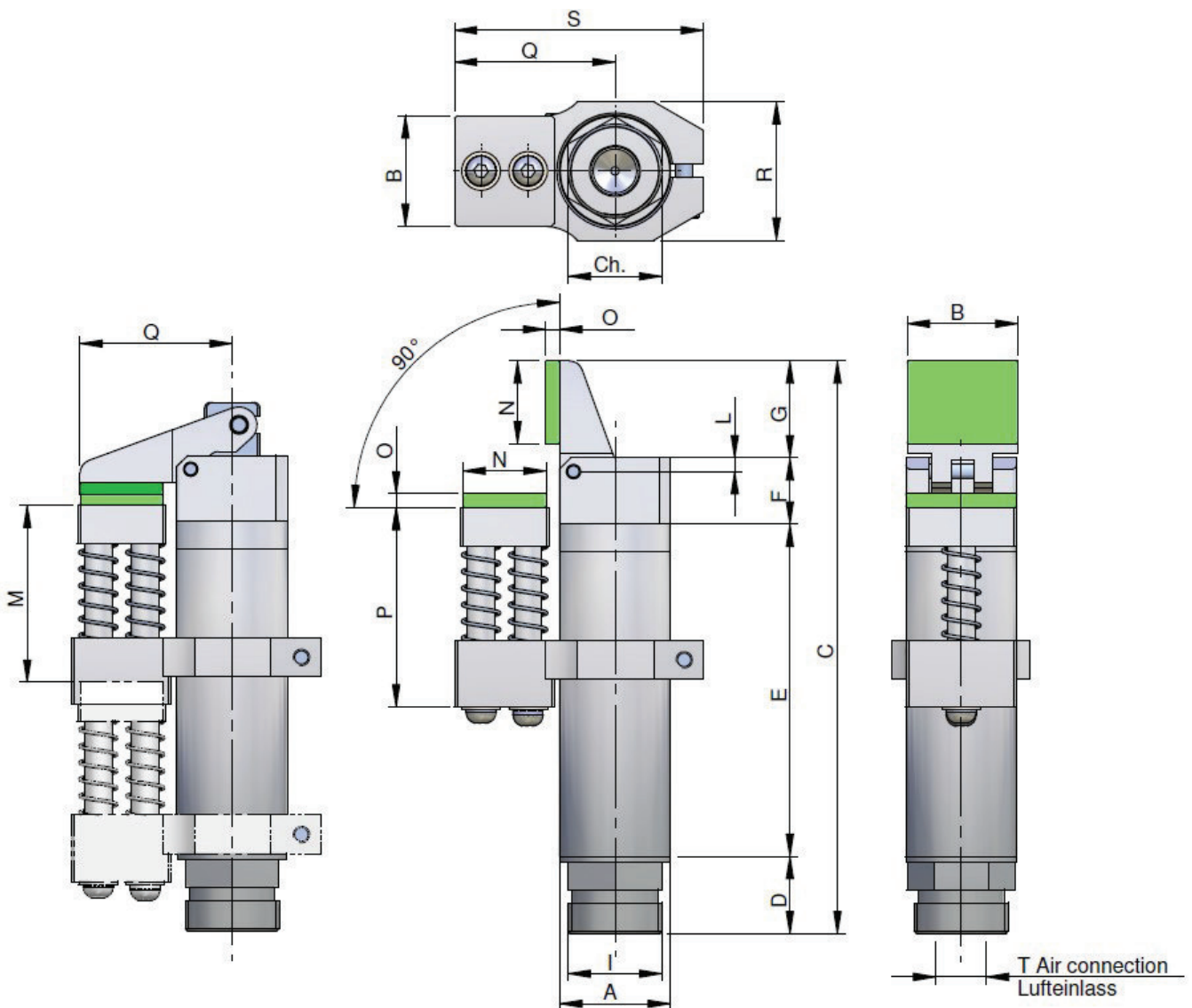


CA.09 GRF 95° VSX

. Dimensions

. Dimensioni

Article no.	A	B	C	D	E	F	G	H	I	L	M	N	O	P	Q	R	S	T	CH
CA.GRF.1495.VSX	∅ 14	14	75.5	9.5	43.5	10.5	12	5.5	M12X1	2	16.5	10	2.5	6.5	19	17.5	30	M5	12
CA.GRF.2095.VSX	∅ 20	20	103.5	14	60	12	17.5	8	M17X1	2.5	41.5	15	2.5	10	27.5	25	43.5	G 1/8	17
CA.GRF.3095.VSX	∅ 30	30	148	20	90	15	25	11	M27X1	4	53	20	3	9	40	37	60		27



CA.09 ANS / ZTS

GRF

. Stopper for grippers

. Ricontro Pinza

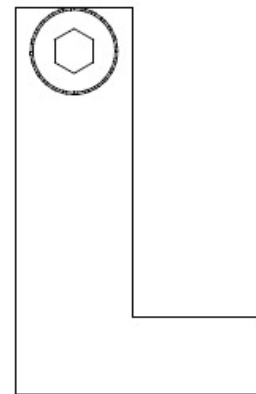
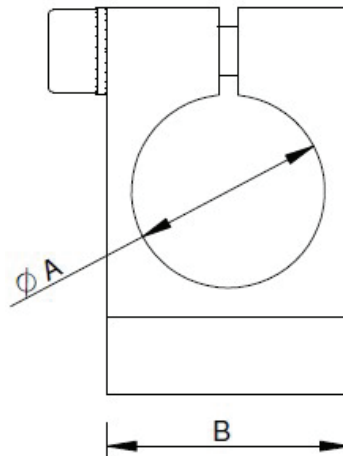
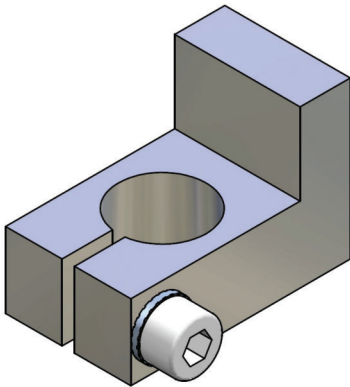


Table / Tabella

M = Suitable for Gripper finger GRF...
Applicabile a dito di presa GRF...

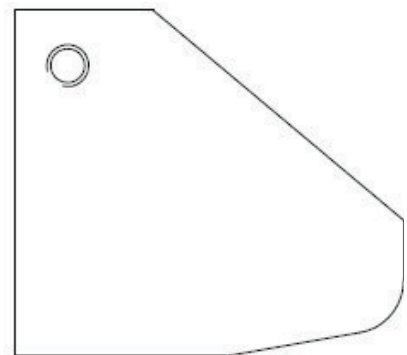
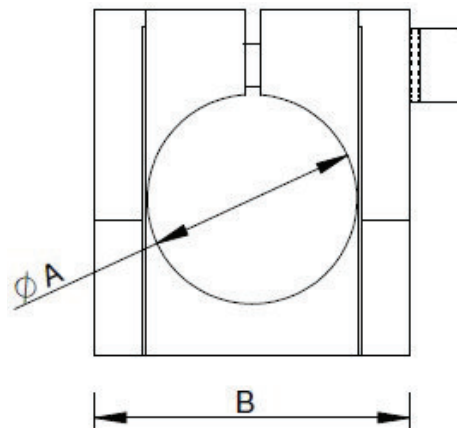
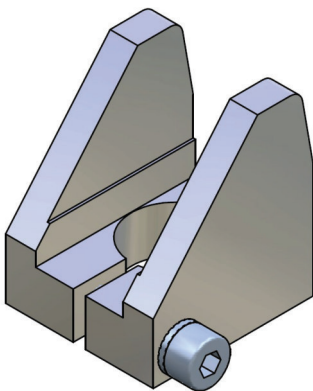
Article no.	A	B	M	Weight
CA.ANS.14	$\phi 14$	20	CA.GRF.14...	17 g
CA.ANS.20	$\phi 20$	25	CA.GRF.20...	21 g
CA.ANS.30	$\phi 30$	35	CA.GRF.30...	30 g

Remarks / Osservazioni:

Material / Materiale: POM

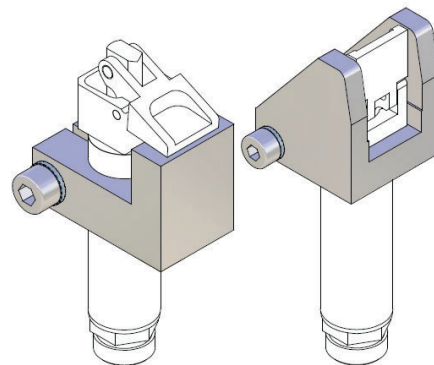
. Gripper guide

. Guida Pinza



Application example / Esempio applicativo

Article no.	A	B	M	Weight
CA.ZTS.14	$\phi 14$	24	CA.GRF.14...	15 g
CA.ZTS.20	$\phi 20$	30	CA.GRF.20...	20 g
CA.ZTS.30	$\phi 30$	45	CA.GRF.30...	60 g

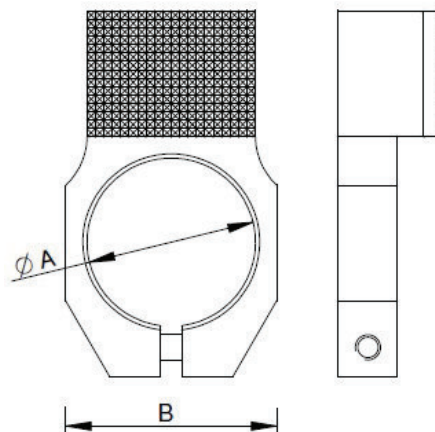
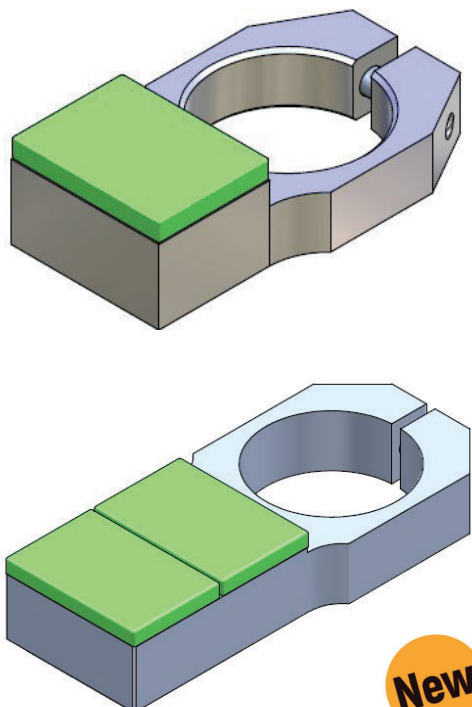


CA.09 GRF 0708

GRF

. Stopper for grippers

. Gommino collare per pinza



New

Article no.	A	B	M	Weight
GRF14.95.0708	ϕ 14	20	CA.GRF.14...	5 g
GRF20.95.0708	ϕ 20	25	CA.GRF.20...	14 g
GRF30.95.0708	ϕ 30	37	CA.GRF.30...	33 g
New GRF30.95.0708.40				

Table / Tabella

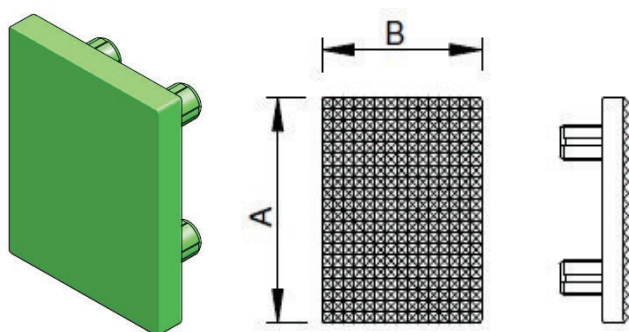
M = Suitable for Gripper finger GRF...
Applicabile a dito di presa GRF...

Remarks / Osservazioni:

Material / Materiale: Viton

. Insert VITON

. Gommino per Pinza VITON



Article no.	Colour	A	B	M	Weight
GRF14.95.08.V	VITON Green	14	10	CA.GRF.14...	1 g
GRF20.95.08.V		20	15	CA.GRF.20...	2 g
GRF30.95.08.V		30	20	CA.GRF.30...	3 g

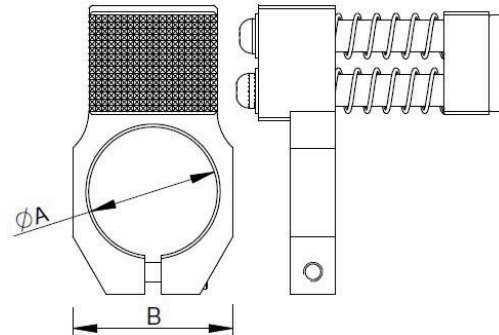
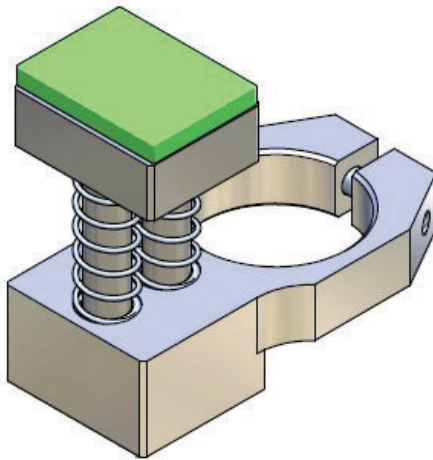
	VITON
UV ageing, weather -resistance <i>Resistenza all'usura UV e del tempo</i>	☺
Low temperature limit <i>Limite basso di temperature</i>	-10°C
High temperature limit (continuous) <i>Limite alto di temperature (continuo)</i>	180°C
High temperature limit (< 30 sec.) <i>Limite alto di temperature (< 30 sec.)</i>	210°C
Leaving few marks <i>Rimanenza di segni</i>	☺

CA.09 GRF VSX

GRF

. Stopper for grippers

. *Riscontro Pinza*



Article no.	A	B	M	Weight
GRF14.VSX	Ø 14	20	CA.GRF.14..	15 g
GRF20.VSX	Ø 20	25	CA.GRF.20..	20 g
GRF30.VSX	Ø 30	37	CA.GRF.30..	50 g

Remarks / Osservazioni:

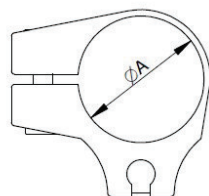
Material / Materiale: Viton

Table / Tabella

M = Suitable for Gripper finger GRF...
Applicabile a dito di presa GRF...

. Holder for Cylinder sensor

. *Supporto per sensore cilindrico*



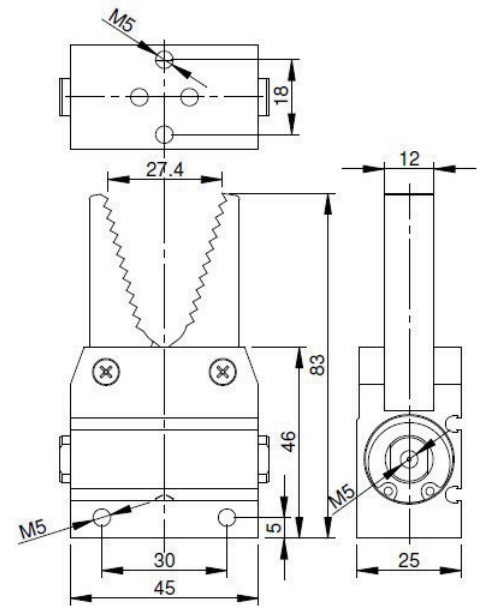
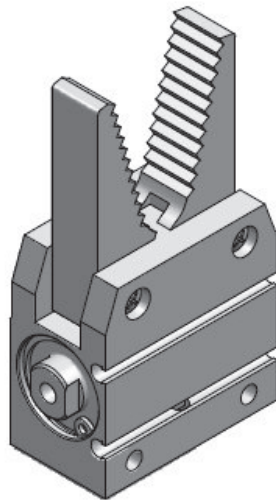
Article no.	A	M	Sensor
CA.TIK.14007	Ø 14	CA.GRF.14..	KT38...
CA.TIK.20007	Ø 20	CA.GRF.20..	
CA.TIK.30007	Ø 30	CA.GRF.30..	

GZA.AA24 S2

. Selfcentering sprue gripper

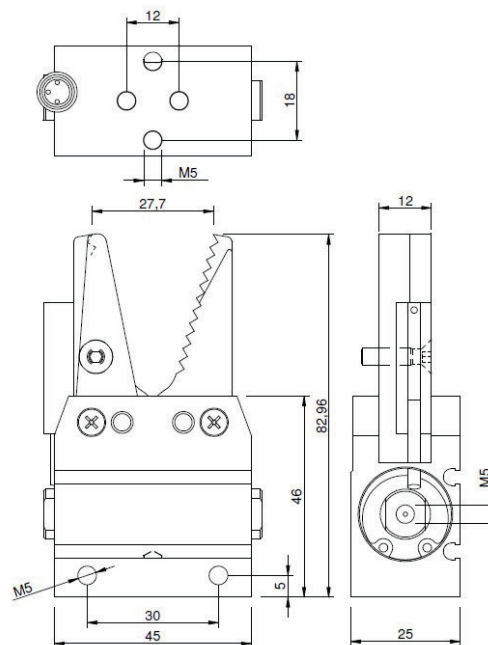
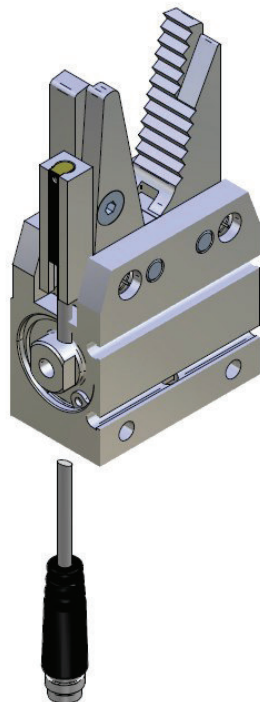
GZA

. Pinza Materozza



Article no.	Work principle	Sensor	Weight
CA.GZA.AA24	Double effect		115 g
CA.GZA.AA24.NO	Normally Open		151 g
CA.GZA.AA24.NOS2		KT58REQD	
CA.GZA.AA24.NOSN		KT58NM8	
CA.GZA.AA24.NOSP		KT58PM8	

NOS2 / NOSN / NOSP

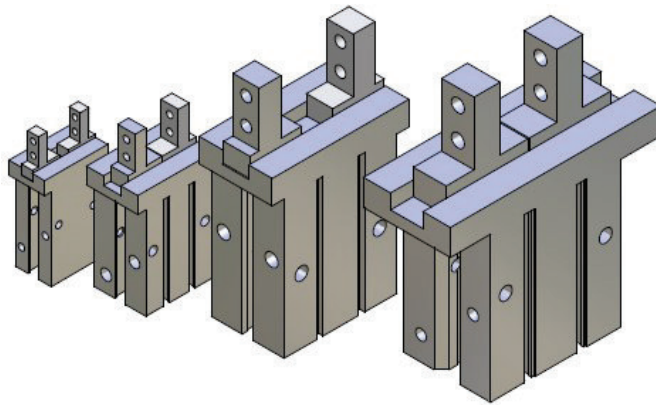


CA.09.05 GS

GS

. Parallel gripper Easy GS

. Pinza parallela due griffe autocentranti Easy GS



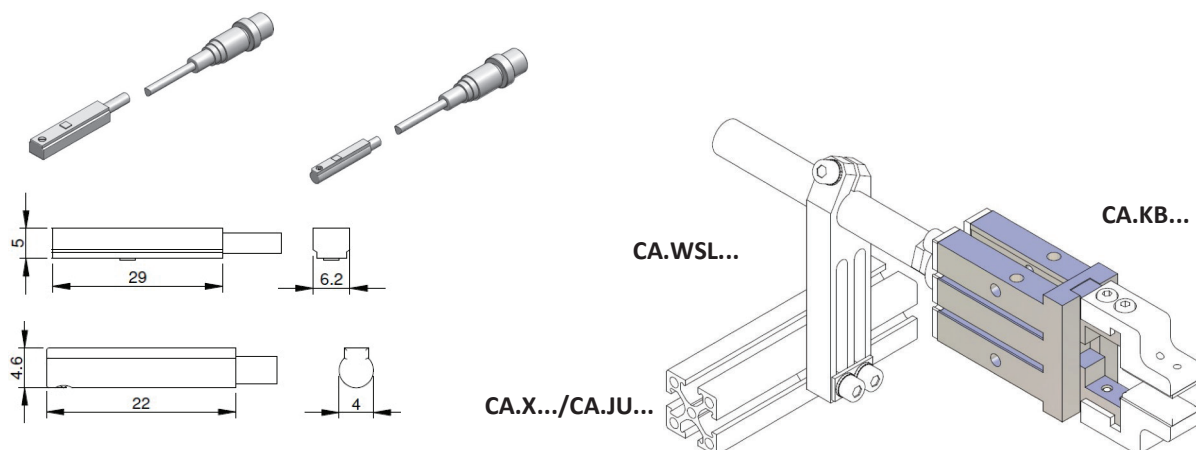
Remarks / Osservazioni:

Available also with closing spring (.NC) or with opening spring (.NO)

Disponibile anche con molla in chiusura (.NC) o con molla in apertura (.NO)

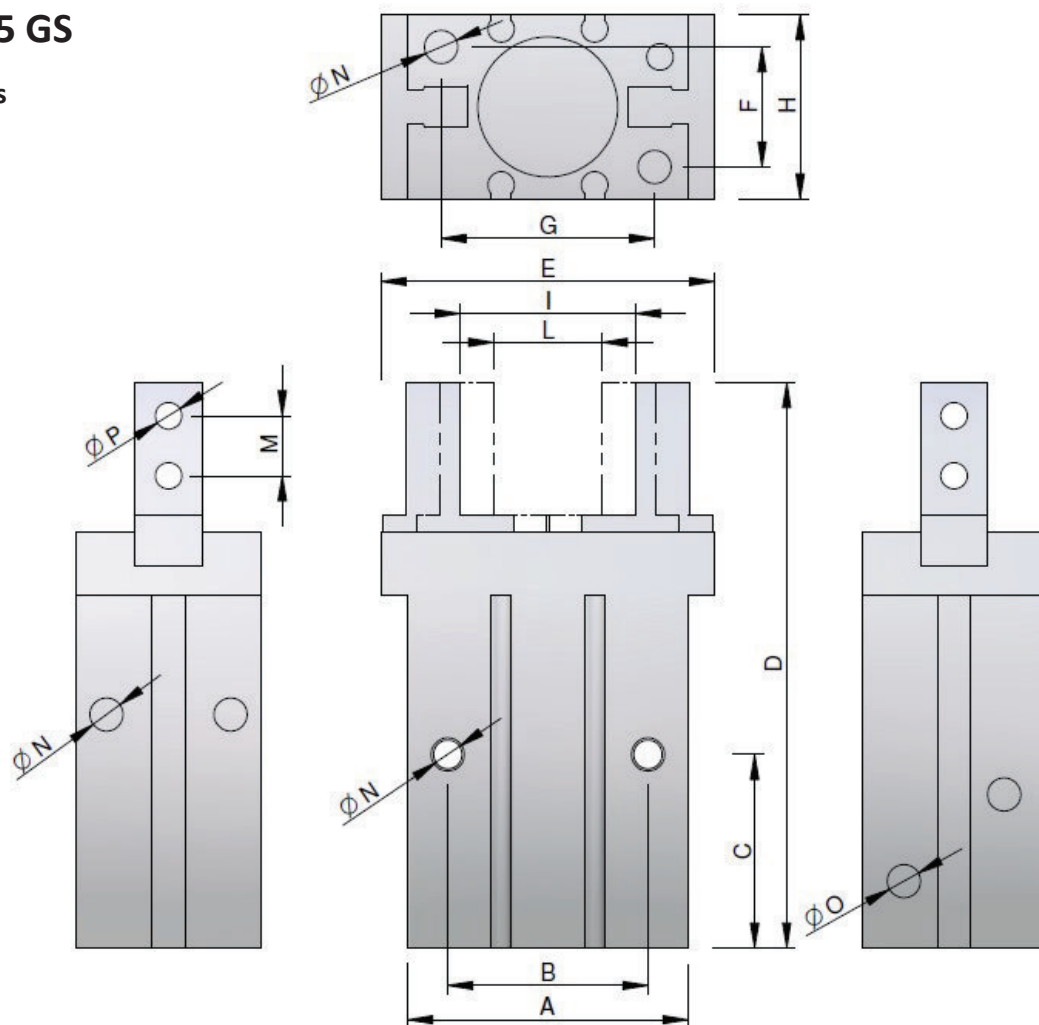
Article no.	Bore size	Stroke	Opening total gripping force	Closing total gripping force	Sensor (Optional)		Weight
					PNP	NPN	
CA.09.05.009 CA.09.05.009.NC CA.09.05.009.NO	10	4	22 N	34 N	DS1HPC08	DS1HNC08	55 g
CA.09.05.009.L		8					
CA.09.05.010 CA.09.05.010.NC CA.09.05.010.NO	16	6	68 N	90 N	KT38PM8 KT38P3M KT58PM8 KT58P3M	KT38NM8 KT38N3M KT58NM8 KT58N3M	135 g
CA.09.05.010.L		12					
CA.09.05.011 CA.09.05.011.NC CA.09.05.011.NO	20	10	84 N	132 N			270 g
CA.09.05.011.L		18					
CA.09.05.012 CA.09.05.012.NC CA.09.05.012.NO	25	14	130 N	208 N			430 g
CA.09.05.012.L		22					
CA.09.05.013	32	22	316 N	386 N			715 g
CA.09.05.014	40	30	508 N	636 N			1275 g

Application example / Esempio applicativo



CA.09.05 GS

. Dimensions



GS

. Dimensioni

Article no.	Bore size	A	B	C	D	E	F	G	H	I open	L closed	Stroke	M	N	O	P					
CA.09.05.009	10	23	16	23	57	30	12	18	16.4	16	11.5	4	5.7	M3	M3	M2.5					
CA.09.05.009.NC				25													35	20.5	8		
CA.09.05.009.NO				25													35	20.5	8		
CA.09.05.010	16	30.5	24	24.5	67	39	15	22	23.6	21.5	14.9	6	7	M4	M5	M3					
CA.09.05.010.NC				31													70	47	28.5	15	12
CA.09.05.010.NO				31													70	47	28.5	15	12
CA.09.05.011	20	42	30	29	85	53	18	32	27.5	27.5	16.5	11	9	M5	M5	M4					
CA.09.05.011.NC				36													90	62	35.5	18	
CA.09.05.011.NO				36													90	62	35.5	18	
CA.09.05.012	25	52	36	30	102	71	22	40	33.5	34	19	14	12	M6	M5	M5					
CA.09.05.012.NC				40													106	75	42.6	19	23
CA.09.05.012.NO				40													106	75	42.6	19	23
CA.09.05.013	32	60	46	40	113	97	26	46	40	47	26	22	14	M6		M6					
CA.09.05.014	40	72	56	49	139	119	32	56	48	61,35	30	30	17	M8		M8					

CA.09 APGE

GS

. Adapter for parallel gripper GS

. Staffa per pinze parallele GS

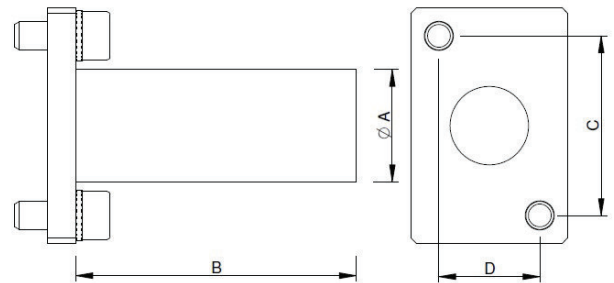

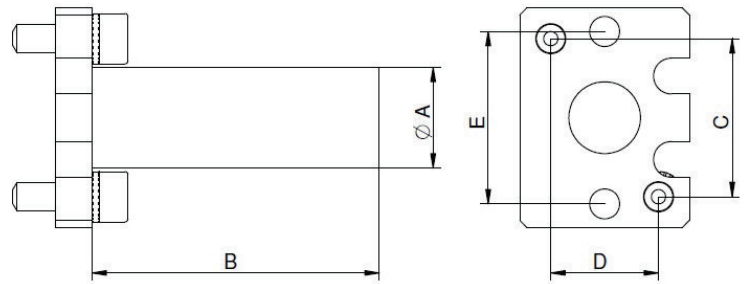
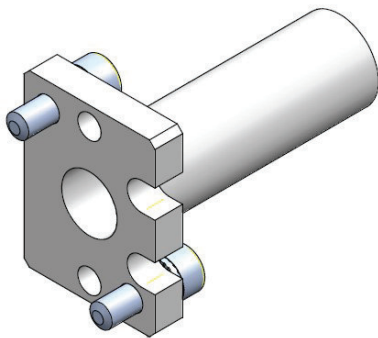


Table / Tabella

M = Suitable for GS...
Applicabile aGS...

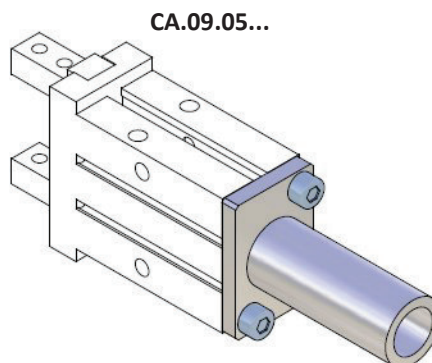
Article no.	A	B	C	D	M	Weight
CA.APGE.10.10.30	10	30	16	12	CA.09.05.009 / L	11 g
CA.APGE.16.14.40	14	40	24	15	CA.09.05.010 / L	21 g
CA.APGE.20.20.50	20	50	30	18	CA.09.05.011 / L	38 g
CA.APGE.25.20.50			36	22	CA.09.05.012 / L	55 g
CA.APGE.32.20.50			46	26	CA.09.05.013	102 g
CA.APGE.40.20.50			56	32	CA.09.05.014	140 g

Remarks / Osservazioni:

Material / Materiale:
Aluminium / Alluminio

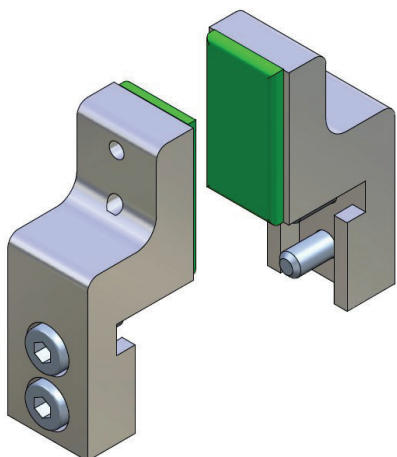
Surface: Silver anodized
Superficie: Argento anodizzato

Application example / Esempio applicativo

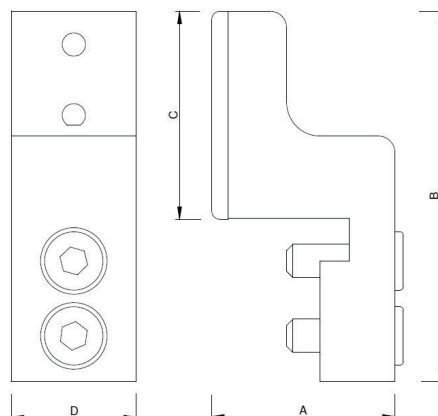


CA.09 KB

. Jaws for Parallel Gripper GS (complete)



. Dita per pinza parallela GS (complete)



Article no.	Insert	A	B	C	D	M	Weight
CA.KB.10	GRF14.95.08	16	27	14	10	CA.09.05.009 / L	14 g
CA.KB.16	GRF20.95.08	19	35	20	15	CA.09.05.010 / L	28 g
CA.KB.20	PAC.20.16P.03	22	44.5	25		CA.09.05.011 / L	41 g
CA.KB.25	PAC.20.16P.03	29	55	30	20	CA.09.05.012 / L	89 g
CA.KB.32	GRF30.95.08.V	36	65.5		25	CA.09.05.013	166 g

Table / Tabella

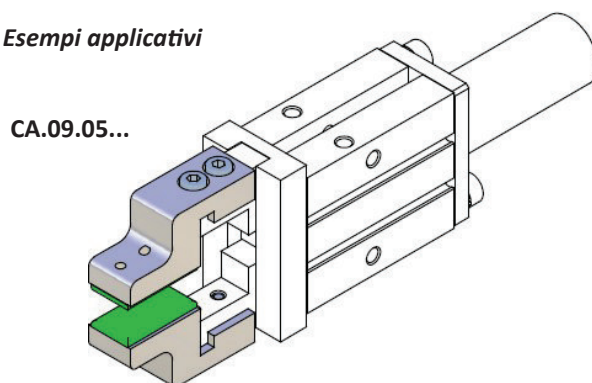
M = Suitable for CA.09.05...
Applicabile a CA.09.05...

Remarks / Osservazioni:

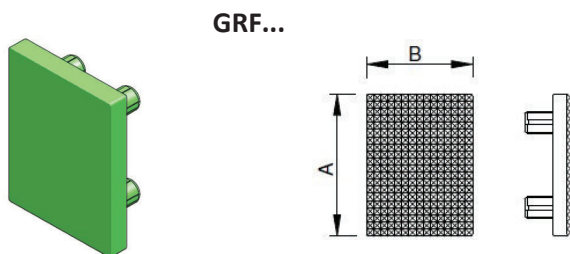
Material / Materiale:
Aluminium / Alluminio

Surface: Silver anodized
Superficie: Argento anodizzato

Application example / Esempi applicativi




. Insert VITON



. Gommino per Pinza VITON

PAC...



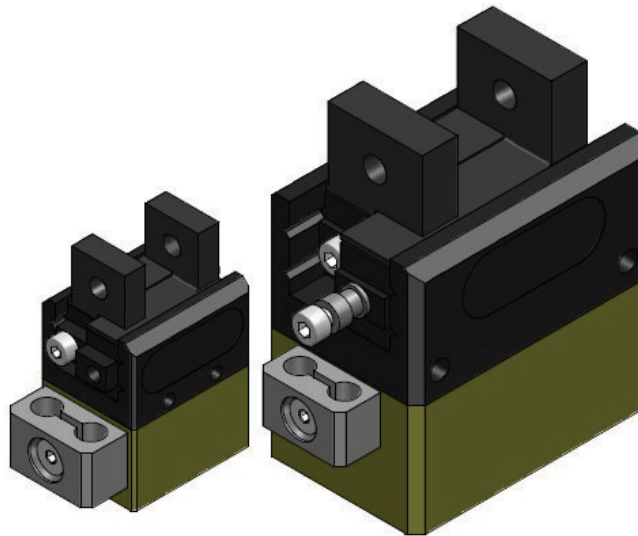
Article no.		Colour	A	B	M	Weight
GRF14.95.08.V	VITON	Green	14	10	CA.KB.10	1 g
GRF20.95.08.V			20	15	CA.KB.16	2 g
PAC.20.16P.03.V			25	13	CA.KB.20 CA.KB.25	3 g

CA.09 MPG

. Parallel gripper

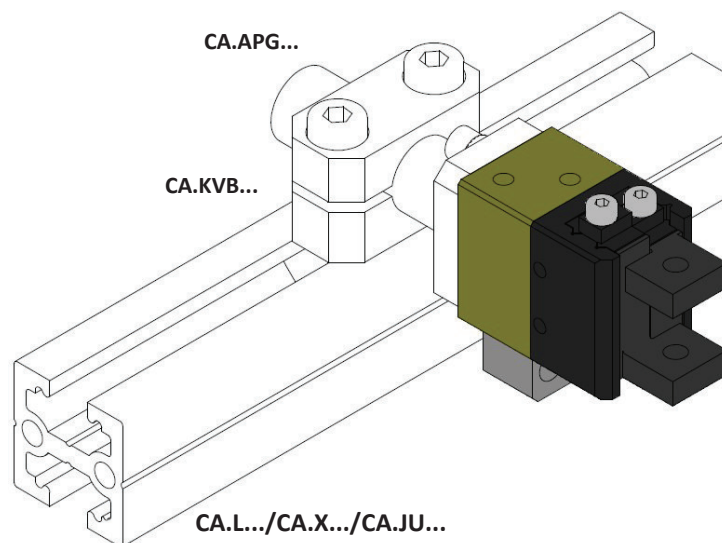
MPG

. Pinza parallela



Article no.	Stroke	Opening total gripping force	Closing total gripping force	Weight
CA.MPG.20	4	24 N	28 N	40 g
CA.MPG.25	6	28 N	31 N	60 g
CA.MPG.32	8	55 N	65 N	120 g
CA.MPG.40	12	90 N	110 N	200 g
CA.MPG.50	16	155 N	175 N	350 g
CA.MPG.64	20	190 N	200 N	600 g

Application example / Esempio applicativo

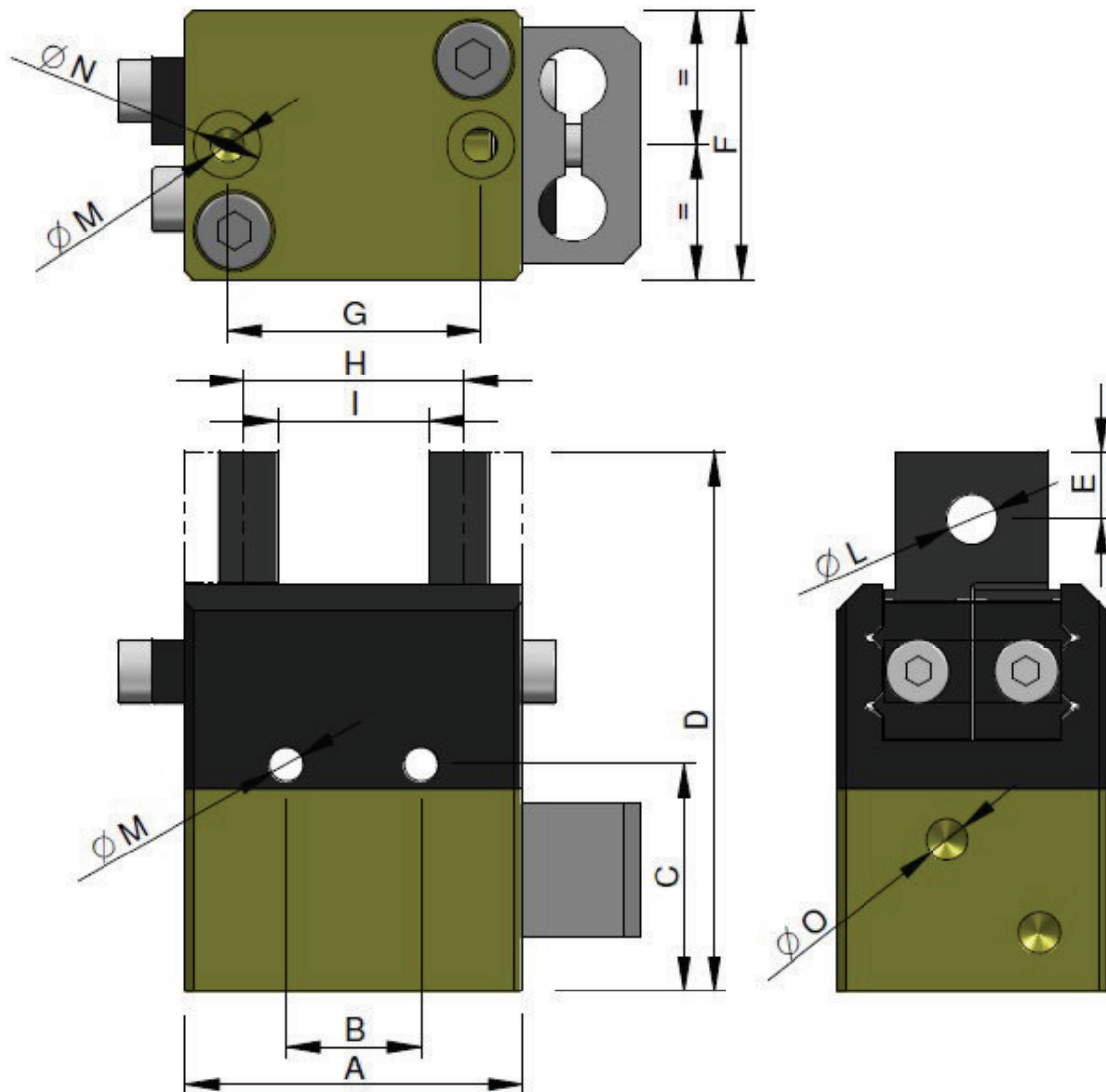


CA.09 MPG

MPG

. Dimensions

. Dimensioni



Article no.	Bore size	A	B	C	D	E	F	G	H	I	L	M	N	O
CA.MPG.20	20	20	8	13.5	32	4	16	15	13	9	3	M2.5	4	M3
CA.MPG.25	25	26	10	15	34		18	20	17	11		M3	5	
CA.MPG.32	32	32		10	19	43	5	22	25	22	14	4	M4	6
CA.MPG.40	40	40	23.5		51	6	26	32	28	16	M5		8	
CA.MPG.50	50	50	40	26.5	60	7	30	40	35	18	5	M5	8	
CA.MPG.64	64	64	52	29	70	8	35	52	44	24	6			

CA.09 APG

MPG

. Adapter for parallel gripper MPG

. Staffa per pinza parallela MPG

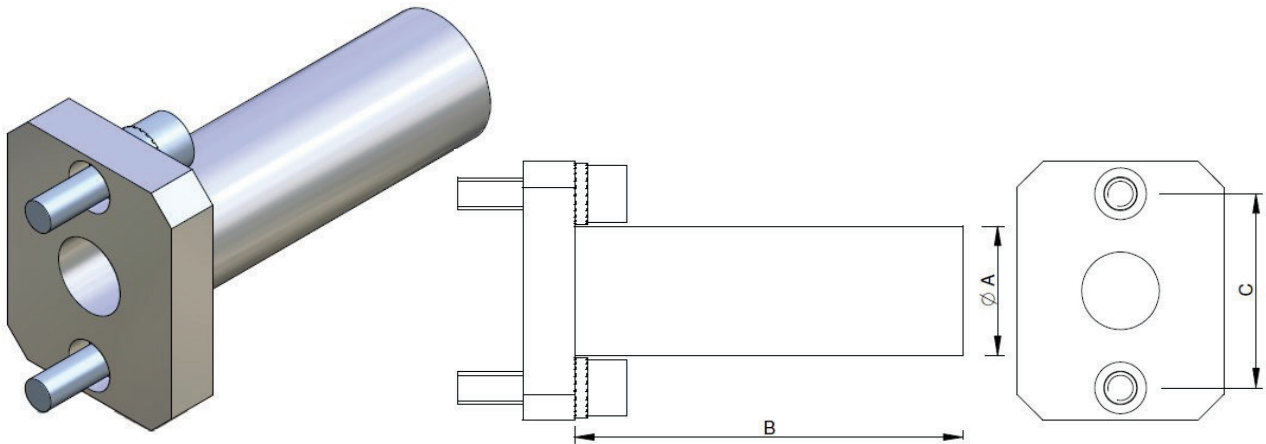


Table / Tabella

M = Suitable for MPG...
Applicabile ai MPG...

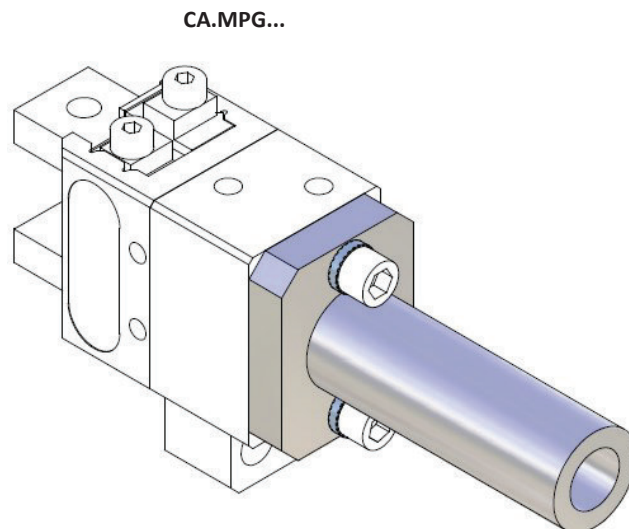
Article no.	A	B	C	M	Weight
CA.APG.20.10.30	10	30	15	CA.MPG.20	8 g
CA.APG.25.14.40	14	40	20	CA.MPG.25	16 g
CA.APG.32.14.40			25	CA.MPG.32	23 g
CA.APG.40.14.50	20	50	30	CA.MPG.40	22 g
CA.APG.40.20.50			32	CA.MPG.40	30 g
CA.APG.50.20.50			40	CA.MPG.50	48 g
CA.APG.65.20.50			52	CA.MPG.64	63 g

Remarks / Osservazioni:

Material / Materiale:
Aluminium / Alluminio

Surface: Silver anodized
Superficie: Argento anodizzato

Application example / Esempio applicativo

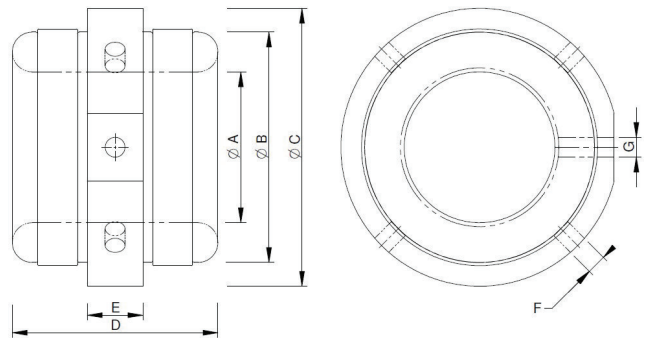


CA.09.13

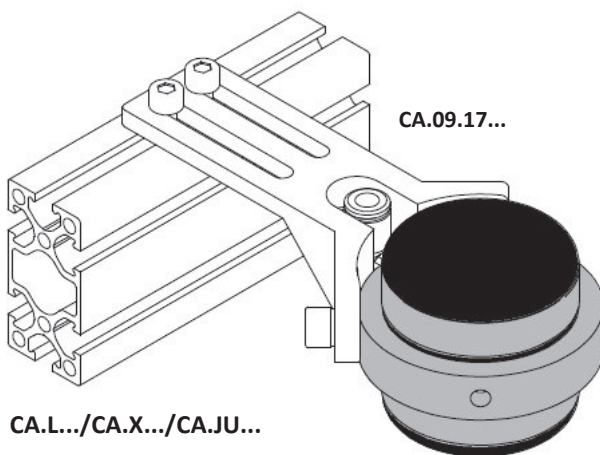
. Airgripper

FIRESTONE

. Pinza ad espansione per esterni


Firestone


Article no.	FIRESTONE Code	Material	Working range	Maximum restricted pressure allowed	A	B	C	D	E	F	G	Weight
CA.09.13.05.15 CA.09.13.05.15.S	WP1-M58-5001 WP1-M58-5005	Neoprene (N) Silicone (S)	5-15 mm	1.5 bar 1.0 bar	19	33	40	36	10	M5	M5	60 g
CA.09.13.10.25 CA.09.13.10.25.S	WP1-M58-5002 WP1-M58-5006	Neoprene (N) Silicone (S)	10-25 mm	1.5 bar 1.0 bar	27	48	60	48	13	M6	M6	145 g
CA.09.13.15.35 CA.09.13.15.35.S	WP1-M58-5003 WP1-M58-5007	Neoprene (N) Silicone (S)	15-35 mm	1.5 bar 1.0 bar	37	58	70	52	14	M5	M6	210 g
CA.09.13.20.45 CA.09.13.20.45.S	WP1-M58-5004 WP1-M58-5008	Neoprene (N) Silicone (S)	20-45 mm	1.5 bar 1.0 bar	48	69	80	56	15	M8	$\frac{G}{1/8}$	285 g

Application example / Esempio applicativo


CA.L.../CA.X.../CA.JU...

Remarks / Osservazioni:

Temperature resistance / Temperatura di Resistenza

Neoprene (N)

-18° to 52° C

Silicone (S)

-30° to 160° C

Leaving few marks / Rimanezza di segni

(N) ☺

(S) ☹

CA.09.13

FIRESTONE

. Airgripper

. Pinza ad espansione per esterni

Air Pressure 0 MPa

Air Pressure 0.05 MPa


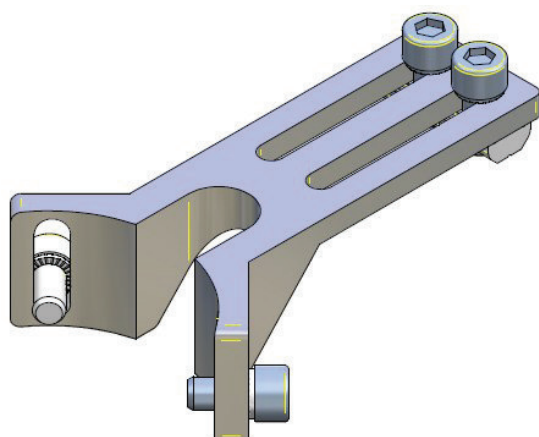
Air Pressure 0.1 MPa



CA.09.17

. Mounting Brackets

. Staffa per pinza



Remarks / Osservazioni:

Material / Materiali:
Aluminium / Alluminio

Surface: Silver anodized
Superficie: Argento anodizzato

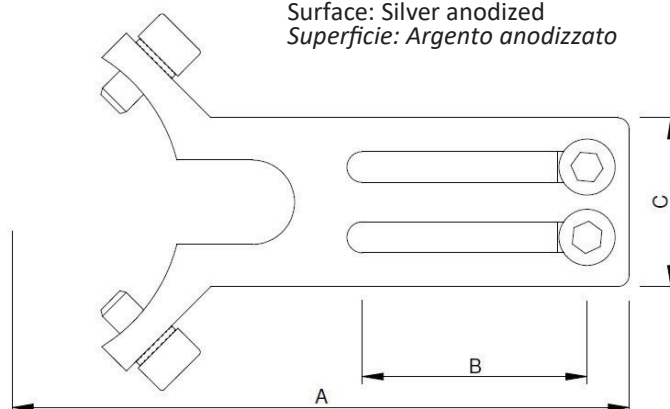


Table / Tabella

M = Suitable for CA.09.13...
Applicabile ai CA.09.13...

M1 = Suitable for PROFILE..
Applicabile a PROFILO..

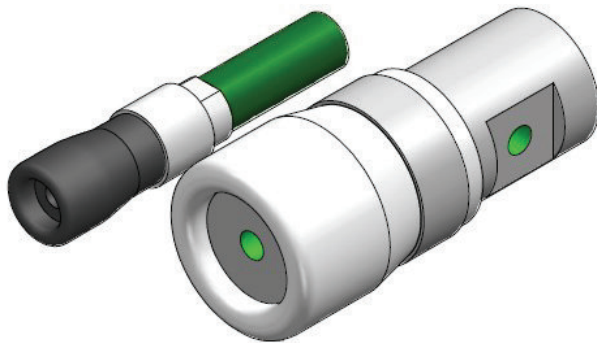
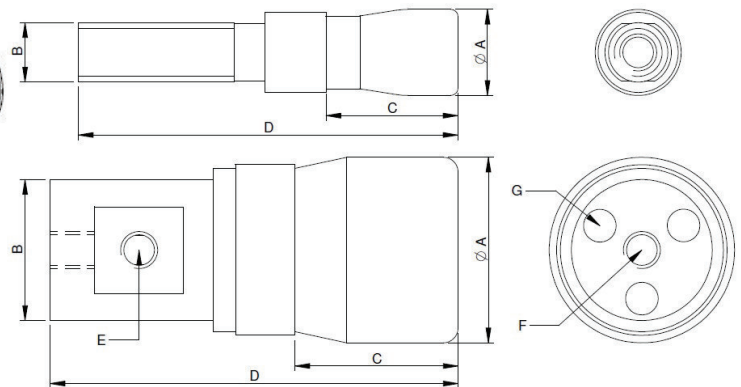
Article no.	M	M1	A	B	C	D	Weight
CA.09.17.0515.X	CA.09.13.05.15	CA.X.../CA.JU...	100	40	25	15	31 g
CA.09.17.1025.X	CA.09.13.10.25		110		30		46 g
CA.09.17.1535.X	CA.09.13.15.35		115		40		57 g
CA.09.17.2045.X	CA.09.13.20.45		120		69 g		

CA.09.14

. Airpicker

FIRESTONE

. Pinza ad espansione per interni

Article no.	FIRESTONE Code	Material	Working range	Maximum restricted pressure allowe	A	B	C	D	E	F	G	Weight
CA.09.14.06	WP1-M58-0001	Neoprene (N)	8.5-10 mm	4 bar	8	M6	17.5	51	/	M3	/	8 g
CA.09.14.07	WP1-M58-0002		10-12 mm		9.5				/		/	12 g
CA.09.14.09	WP1-M58-0003		12-17 mm		11	M8X1.25	/	17 g				
CA.09.14.10	WP1-M58-0004		16-21 mm		14	Ø10	21	52	/		28 g	
CA.09.14.14	WP1-M58-0005	Neoprene (N) Silicone (S)	21-27 mm	5 bar 1.8 bar	19	Ø14	56	55	M5	M5	/	60 g
CA.09.14.14.S	WP1-M58-0024										/	
CA.09.14.17	WP1-M58-0006	Neoprene (N) Silicone (S)	24-32 mm	5 bar 1.8 bar	22	Ø17	22	55	M5	M5	/	85 g
CA.09.14.17.S	WP1-M58-0025										/	
CA.09.14.19	WP1-M58-0007	Neoprene (N) Silicone (S)	28-36 mm	5 bar 1.8 bar	25	Ø19	28	64	M5	M5	/	105 g
CA.09.14.19.S	WP1-M58-0018										/	
CA.09.14.22	WP1-M58-0008	Neoprene (N) Silicone (S)	30-44 mm	5 bar 1.8 bar	27	Ø22	34	76	M5	M5	/	160 g
CA.09.14.22.S	WP1-M58-0026										/	
CA.09.14.25	WP1-M58-0009	Neoprene (N) Silicone (S)	32-52 mm	5 bar 1.8 bar	29	Ø25	42	71	M5	M5	/	245 g
CA.09.14.25.S	WP1-M58-0019										/	
CA.09.14.35	WP1-M58-0011	Neoprene (N) Silicone (S)	45-65 mm	5 bar 1.8 bar	41	Ø34	52	90	M6	M6	/	180 g
CA.09.14.35.S	WP1-M58-0028										/	
CA.09.14.45	WP1-M58-0012	Neoprene (N)	58-85 mm	5 bar	51	Ø44	53	101	M6	M6	3-M6	370 g
CA.09.14.55	WP1-M58-0013		70-105 mm		63							Ø54

Remarks / Osservazioni:

Temperature resistance / Temperatura di resistenza

Neoprene (N)

-18° to 52° C

Silicone (S)

-30° to 160° C

Leaving few marks / Rimanenza di segni

(N) ☺

(S) ☹

CA.09.14

FIRESTONE

. Airpicker

. Pinza ad espansione per interni

Air Pressure 0 MPa



Air Pressure 0.15 MPa



Air Pressure 0.30 MPa



CA.09.18

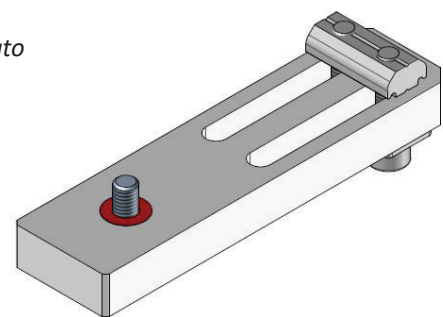
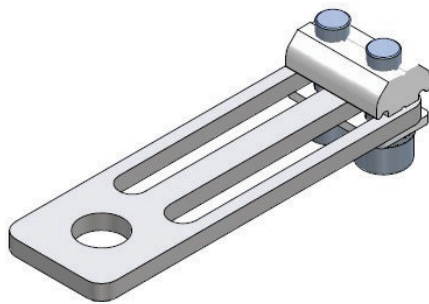
. Mounting Brackets

Remarks / Osservazioni:

Material / Materiale:
Aluminium / Alluminio

Surface: Silver anodized
Superficie: Argento anodizzato

. Staffa per pinza



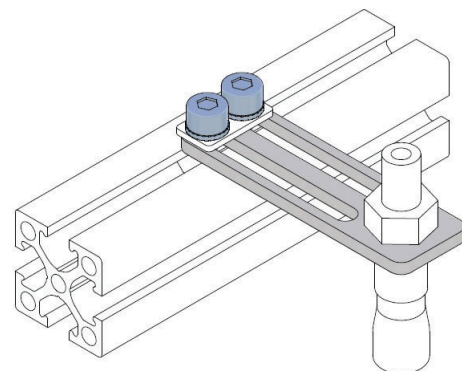
Article no.	M	M1	Weight
CA.04.20.06.X	CA.09.14.06 CA.09.14.07	CA.L../ CA.X..	32 g
CA.04.20.08.X	CA.09.14.09		36 g
CA.09.18.1014.X	CA.09.14.10		48 g
CA.09.18.1719.X	CA.09.14.14 CA.09.14.17 CA.09.14.19	CA.X../ CA.JU..	50 g
CA.09.18.2225.X	CA.09.14.22 CA.09.14.25		77 g
CA.09.18.35.JU	CA.09.14.35		99 g
CA.09.18.4555.JU	CA.09.14.45 CA09.14.55		227 g

Table / Tabella

M = Suitable for CA.09.14...
Applicabile a CA.09.14...


M1 = Suitable for PROFILE...
Applicabile a PROFILO...

Application example / Esempio applicativo

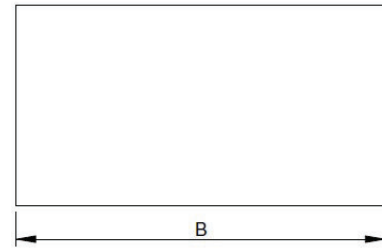
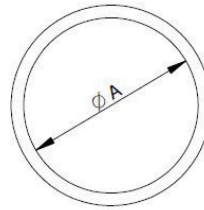


CA.09.15

. Protective Sleeve



Firestone



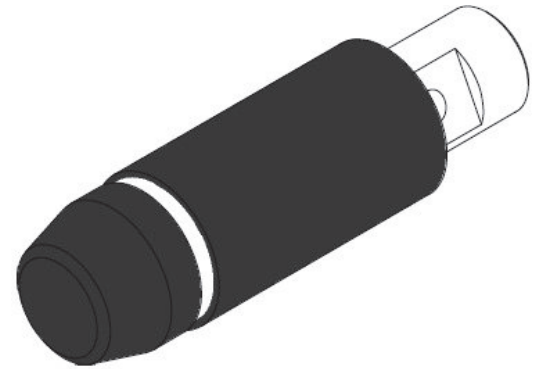
FIRESTONE

. Guaina protettiva per pinza

Table / Tabella

M = Suitable for CA.09.14...
Applicabile a CA.09.14...

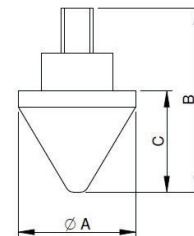
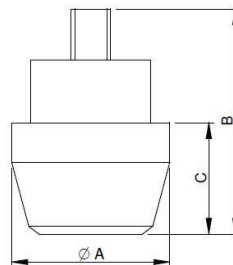
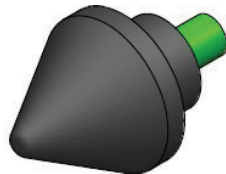
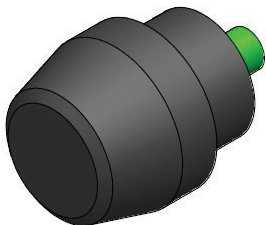
Article no.	FIRESTONE Code	A	B	M	Weight
CA.09.15.001	WP1-358-1500	18	38	CA.09.14.14	1 g
CA.09.15.002	WP1-358-1501	20		CA.09.14.17	
CA.09.15.003	WP1-358-1502	23		CA.09.14.19	
CA.09.15.004	WP1-358-1503	25	44	CA.09.14.22	
CA.09.15.005	WP1-358-1504	27	54	CA.09.14.25	
CA.09.15.006	WP1-358-1505		64	CA.09.14.35	
CA.09.15.007	WP1-358-1506	37	73	CA.09.14.45	2 g
CA.09.15.008	WP1-358-1507	47	79	CA.09.14.55	



CA.09.16

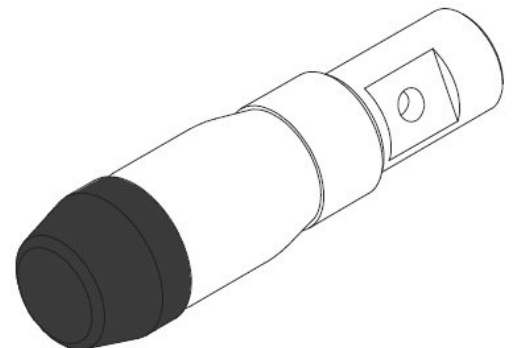
. Nose Cones

Firestone



. Punta conica per pinza

Article no.	FIRESTONE Code	A	B	C	M	Weight
CA.09.16.001	WP1-358-1006	14.7	23.1	12.7	CA.09.14.10	3 g
CA.09.16.002	WP1-358-1016	19.8	28.3	14	CA.09.14.14	5 g
CA.09.16.003	WP1-358-1017	22.9			CA.09.14.17	6 g
CA.09.16.004	WP1-358-1018	27.9			CA.09.14.19	
CA.09.16.005	WP1-358-1019	28.7	29.3		CA.09.14.22	7 g
CA.09.16.006	WP1-358-1020	29.7			CA.09.14.25	8 g
CA.09.16.007	WP1-358-1021	42.7	32.6	17.3	CA.09.14.35	10 g
CA.09.16.008	WP1-358-1022	51.6			CA.09.14.45	12 g
CA.09.16.009	WP1-358-1023	63.8			CA.09.14.55	14 g

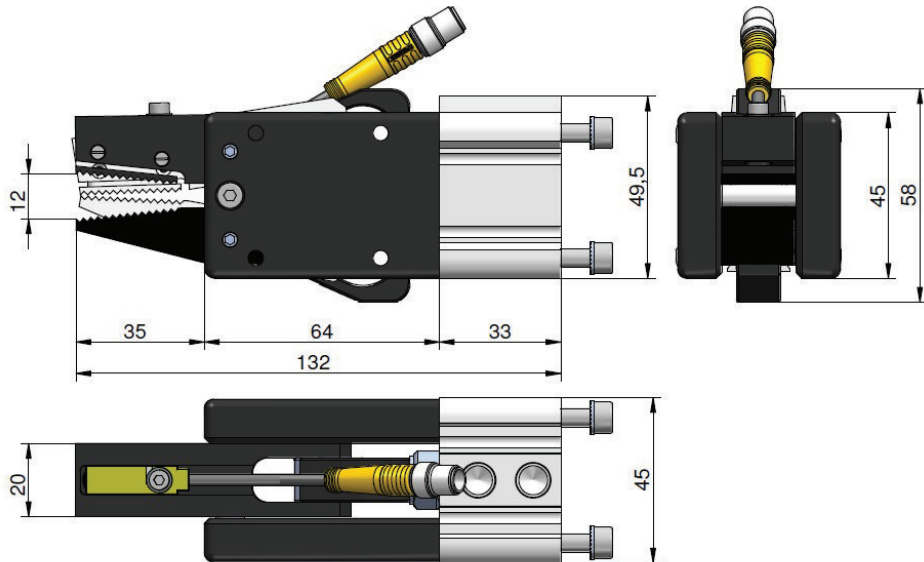
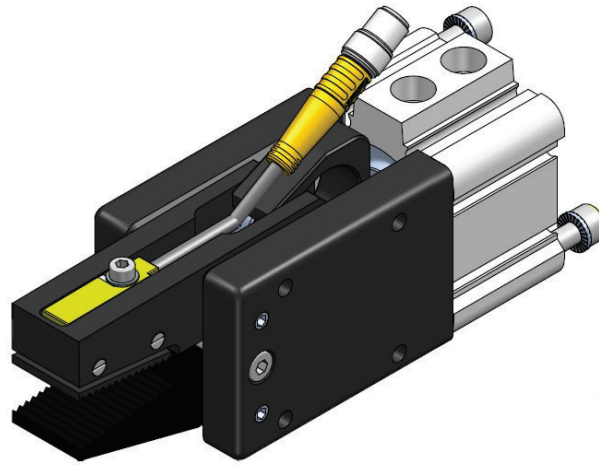


CA.09 GZ

. Gripper high grip force

GZ

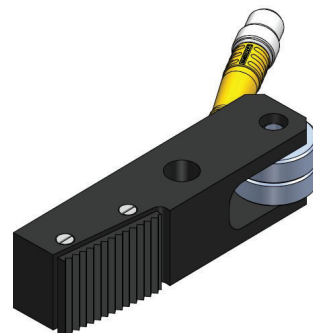
. Pinza ad alta forza di presa



Article no.	Closing force (at 6 bar)	Weight
CA.GZ.32.S	350 N	226 g



Article no.
CA.GZ.32.FING.S

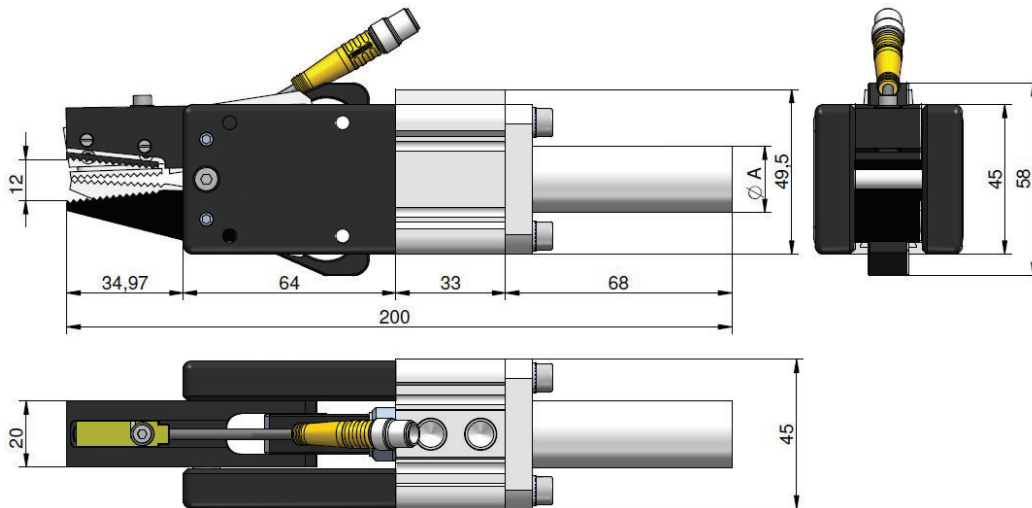
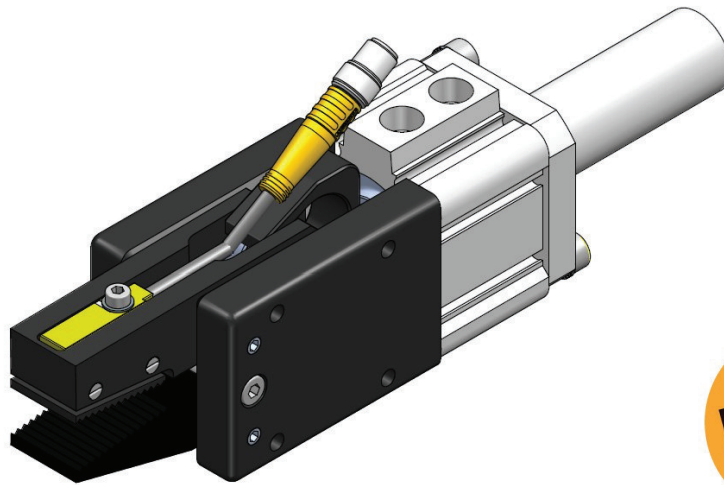


CA.09 GZ

. Gripper high grip force

GZ

. Pinza ad alta forza di presa



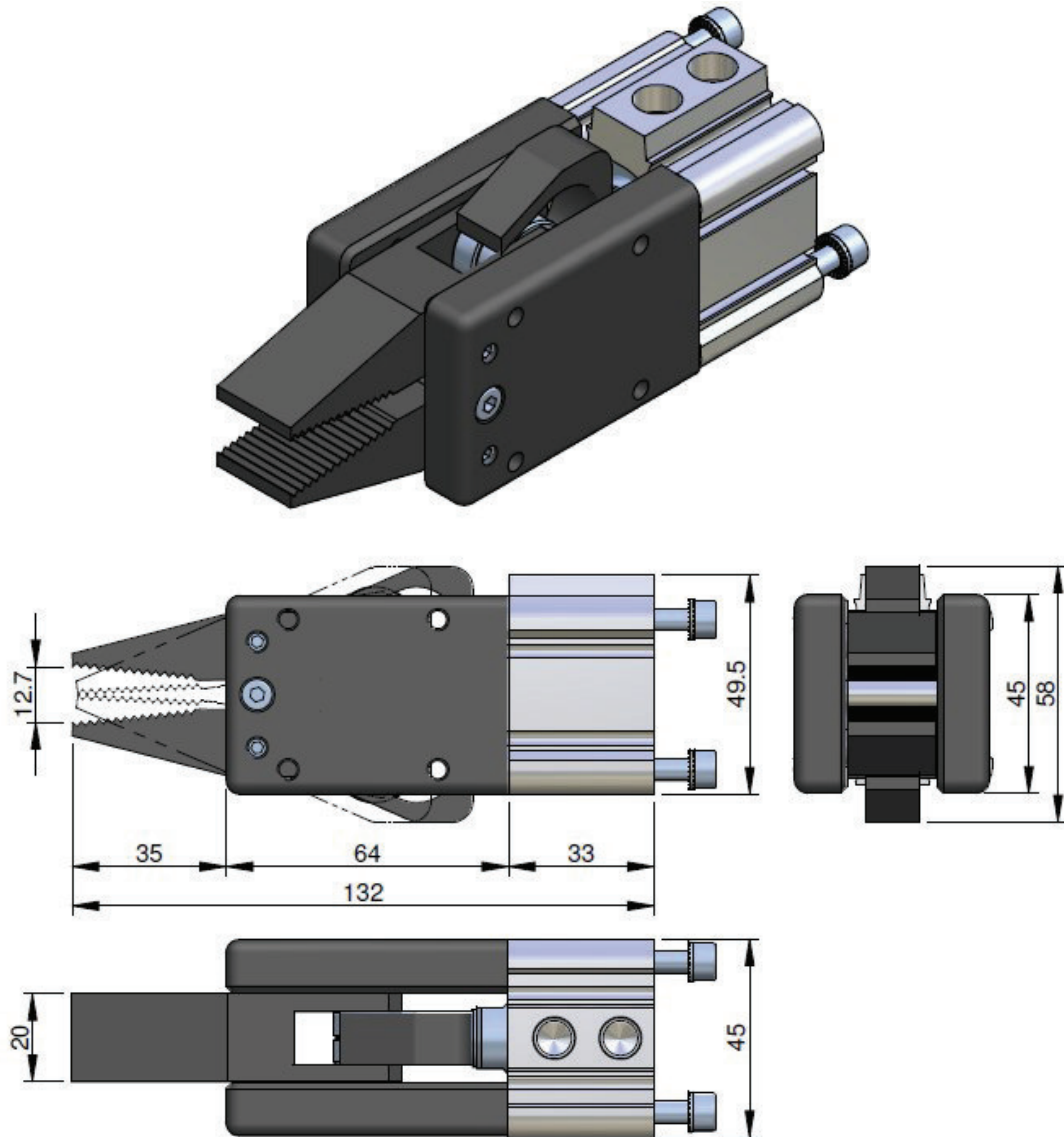
Article no.	Closing force (at 6 bar)	A	Weight
CA.GZ.3220.S	350 N	20	281 g

CA.09 GZ

GZ

. Gripper high grip force

. Pinza ad alta forza di presa



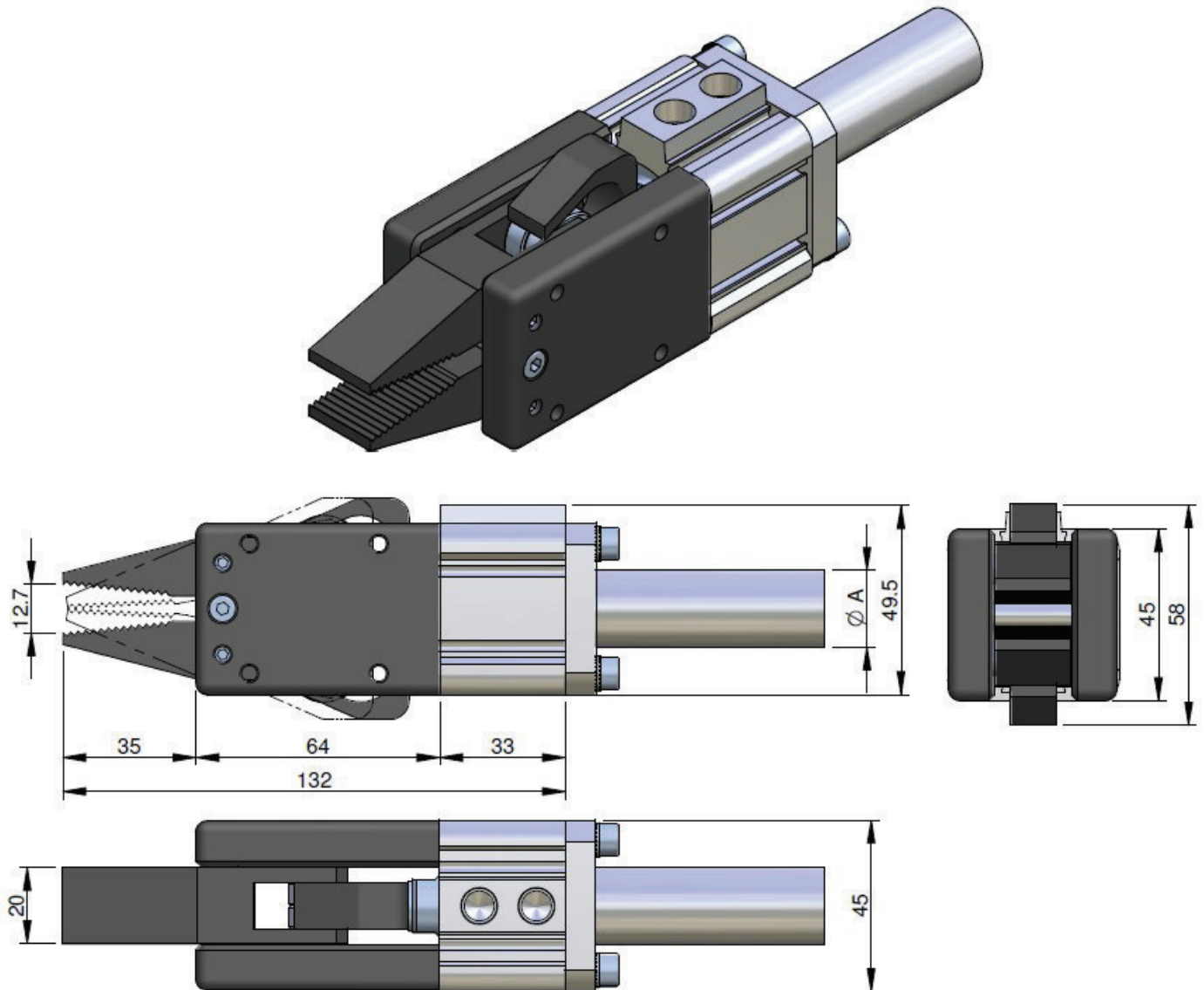
Article no.	Closing force (at 6 bar)	Weight
CA.GZ.32	350 N	509 g

CA.09 GZ

GZ

. Gripper high grip force

. Pinza ad alta forza di presa



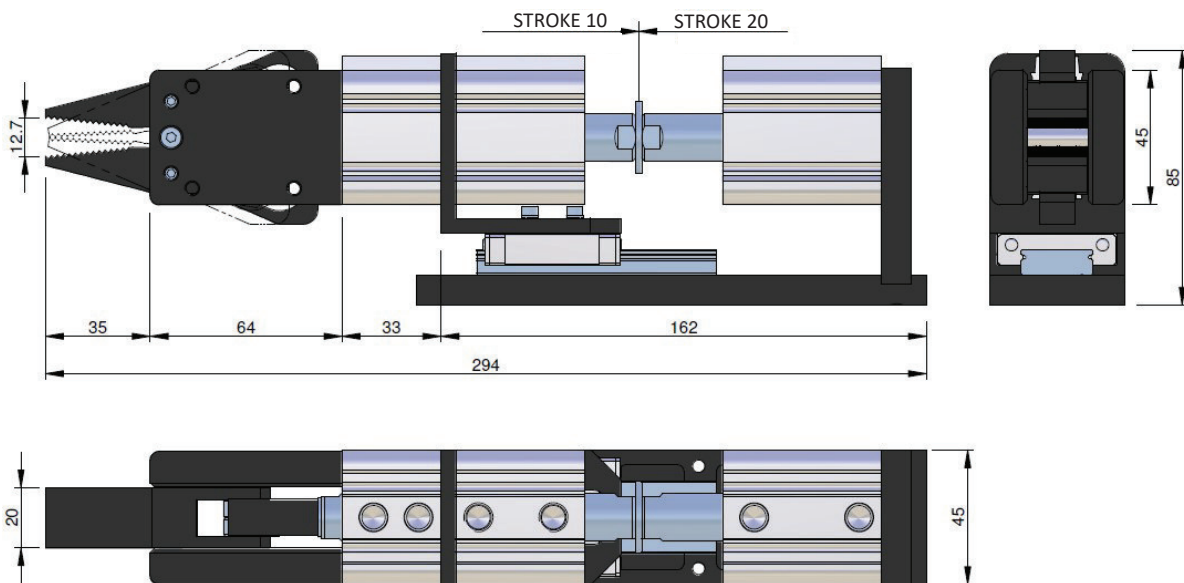
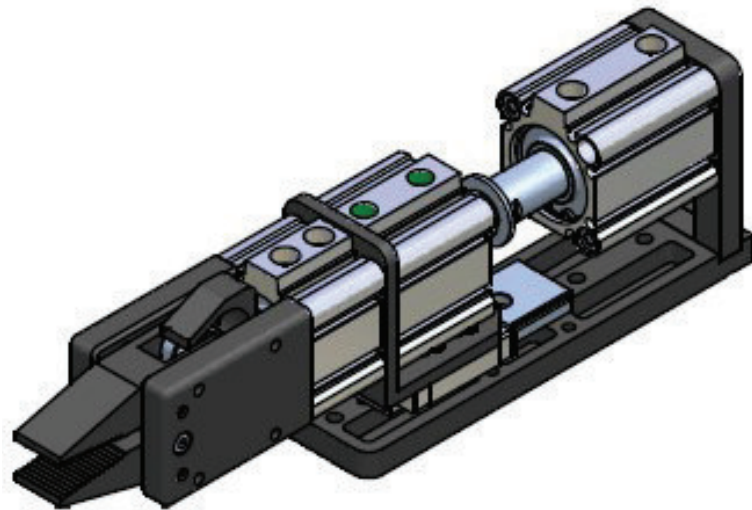
Article no.	Closing force (at 6 bar)	A	Weight
CA.GZ.3220	350 N	20	563 g
CA.GZ.3225		25	591 g

CA.09 GZ

GZ

. Gripper high grip force with double stroke

. Slitta doppia corsa con pinza



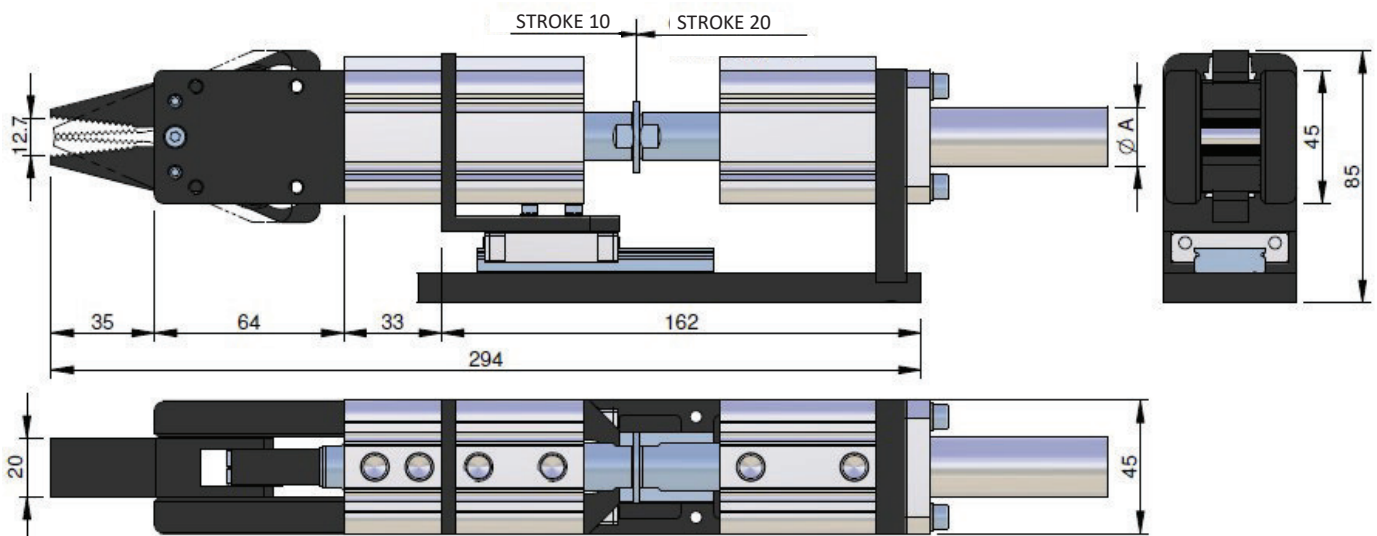
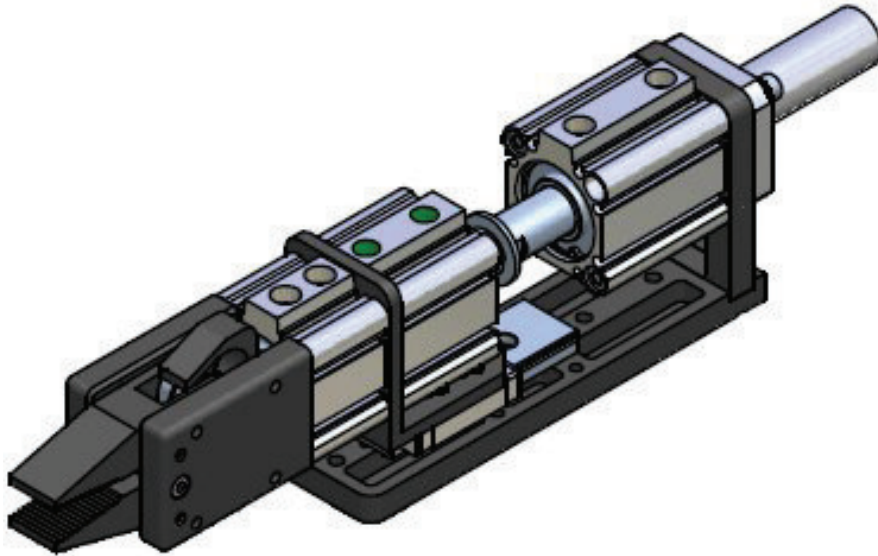
Article no.	Closing force (at 6 bar)	Weight
CA.GZ.322010	350 N	1400 g

CA.09 GZ

GZ

. Gripper high grip force with double stroke

. Slitta doppia corsa con pinza



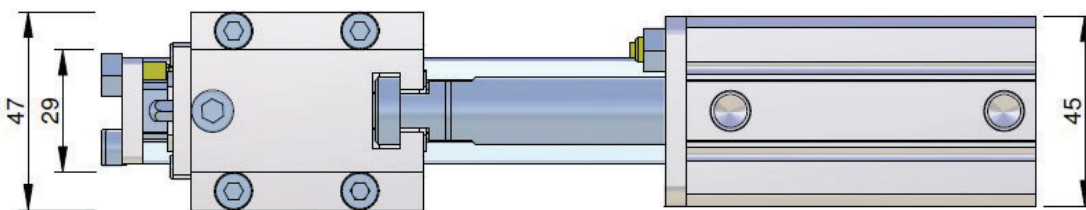
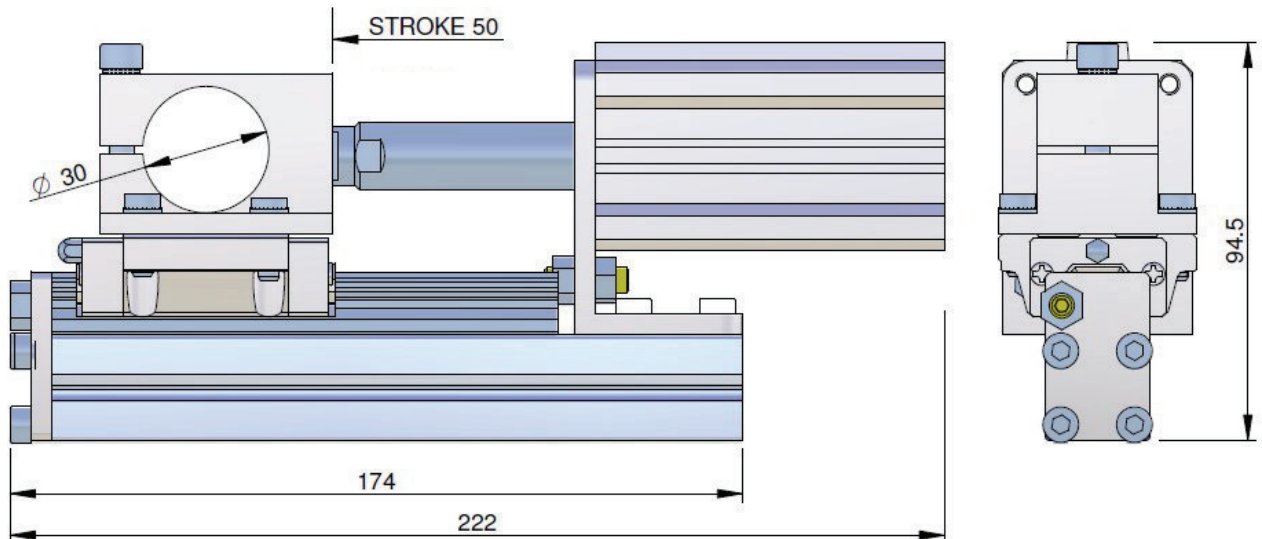
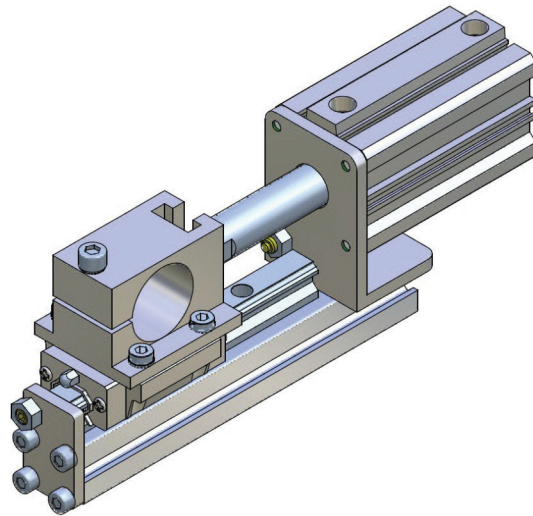
Article no.	Closing force (at 6 bar)	A	Weight
CA.GZ.32201020	350 N	20	1455 g
CA.GZ.32201025		25	1485 g

CA.09 HEH

HEH

. Linear Stroke Unit

. Slitta per pinza



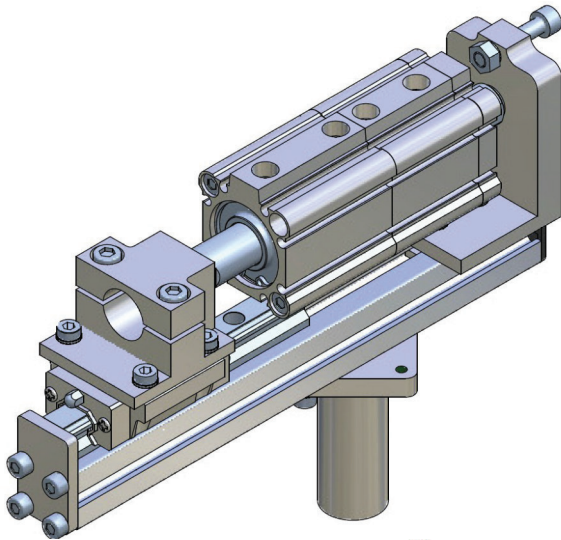
Article no.	Weight
CA.HEH.30.50	1052 g

CA.09 UDHE

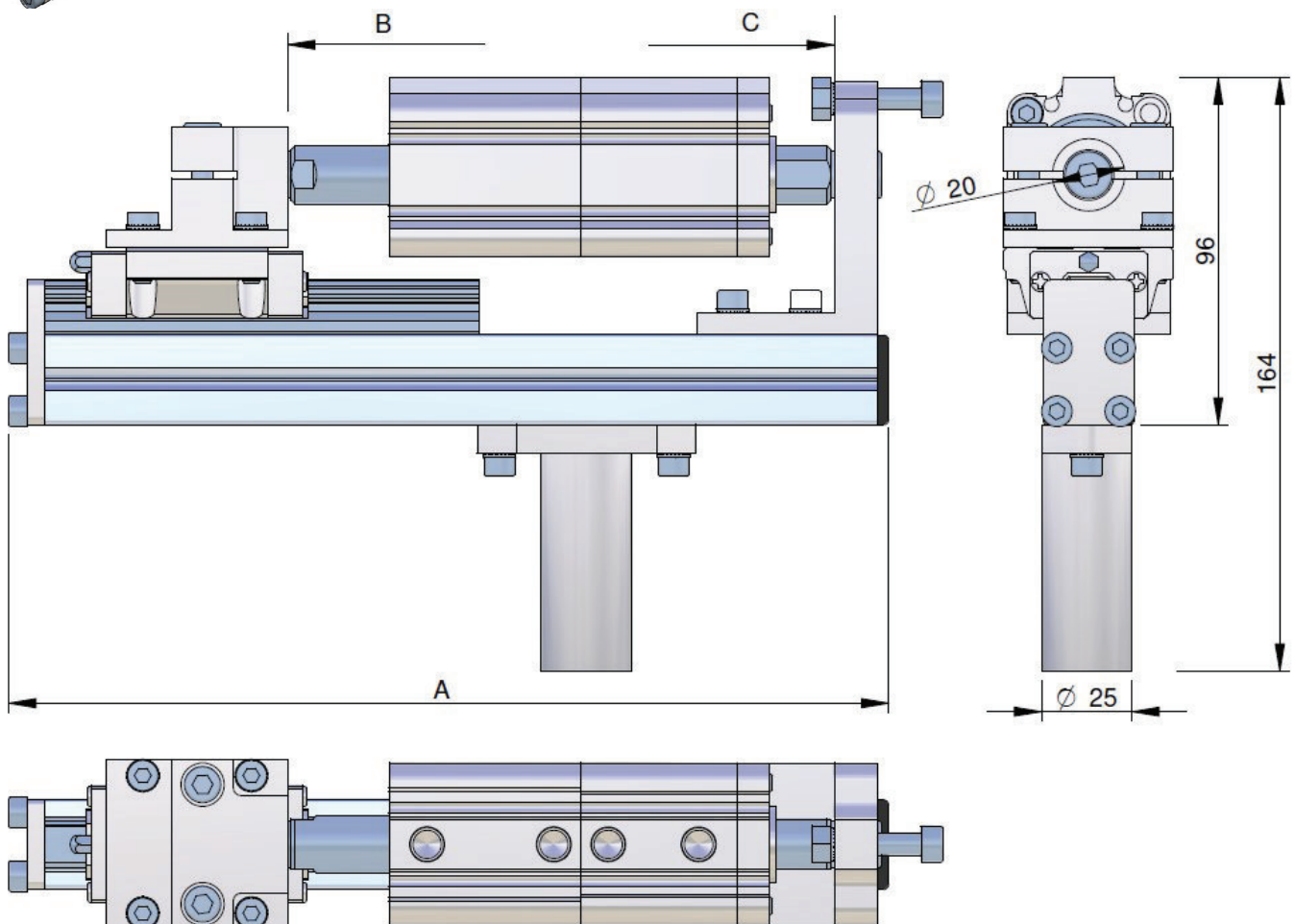
UDHE

. Double Stroke Unit

. Slitta universale con doppia corsa



Article no.	A	B	C
CA.UDHE.32102020	243	20	10
CA.UDHE.32203020	283	30	20



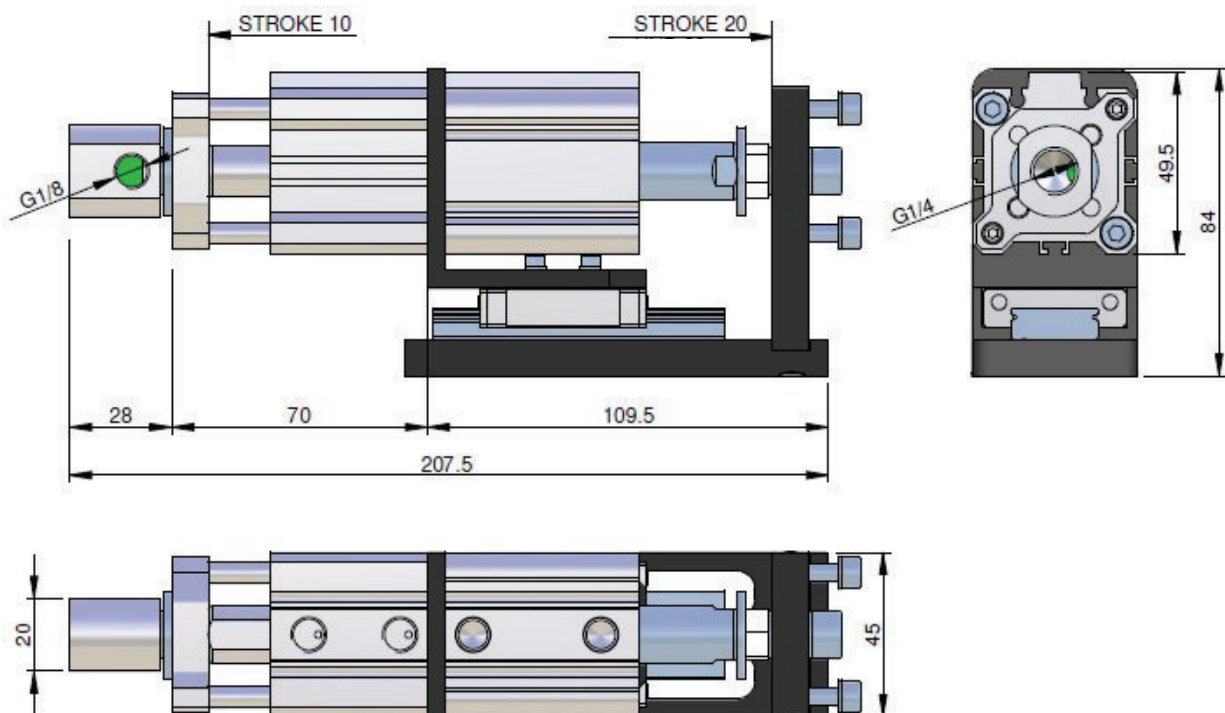
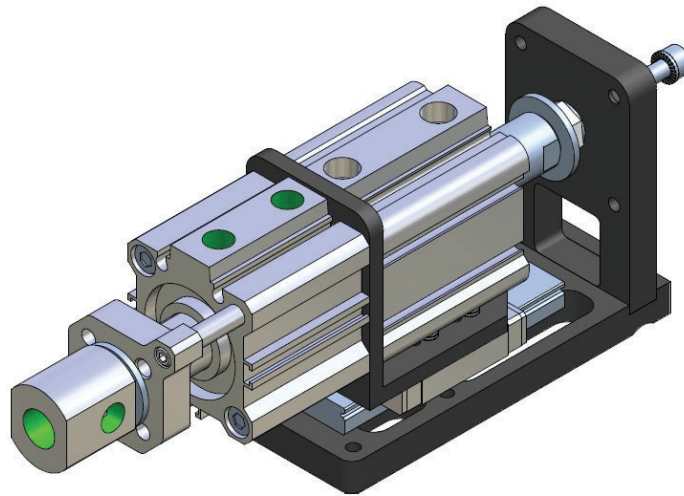
Article no.	Weight
CA.UDHE.32102020	1375 g
CA.UDHE.32203020	1455 g

CA.09 BVAE

BVAE

. Movable vacuum unit BVAE32
with guided double stroke

. Slitta doppia corsa per ventosa



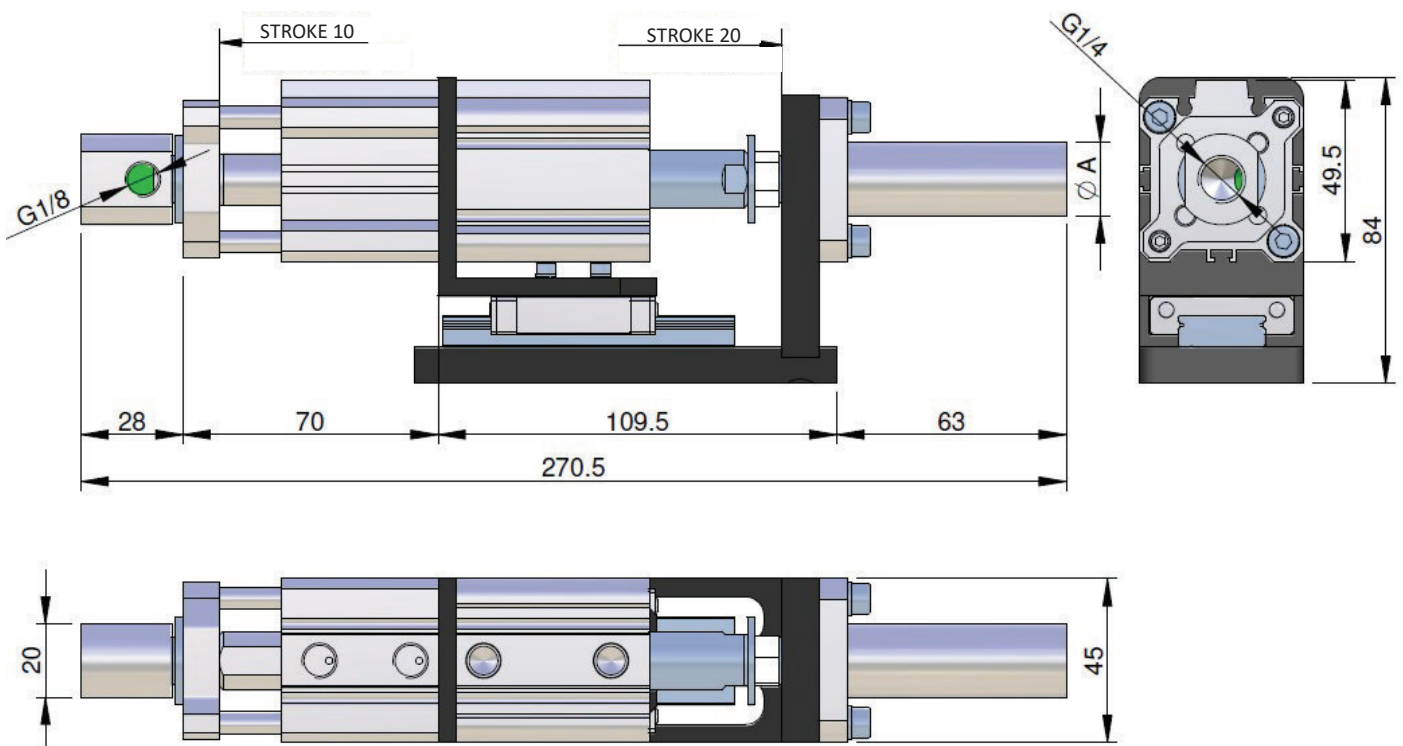
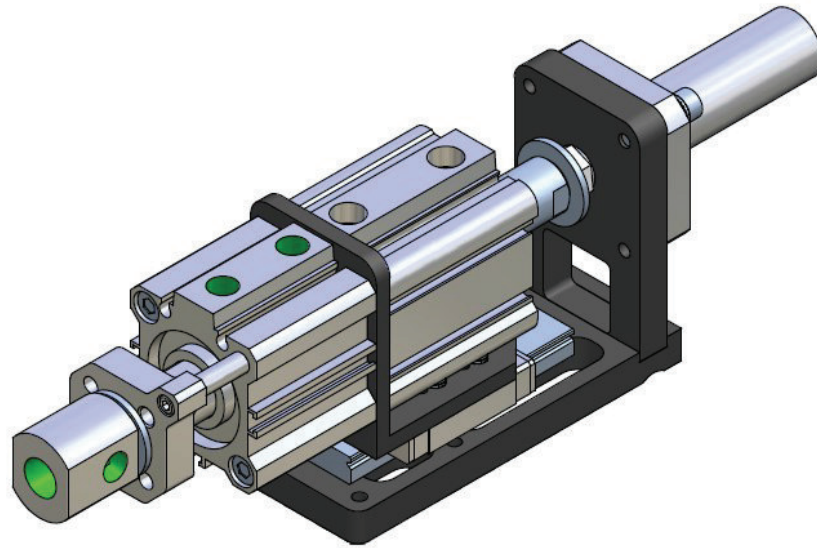
Article no.	Weight
CA.BVAE.322010	988 g

CA.09 BVAE

BVAE

. Movable vacuum unit BVAE32
with guided double stroke

. Slitta doppia corsa per ventosa



Article no.	A	Weight
CA.BVAE.32201020	20	1043 g
CA.BVAE.32201025	25	1073 g

CA.09 DB

GZ

. Stroke Reducer

. Anello di riduzione corsa

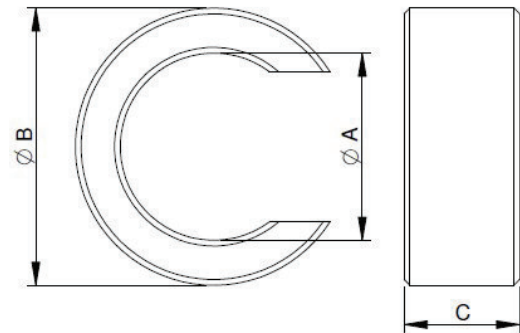
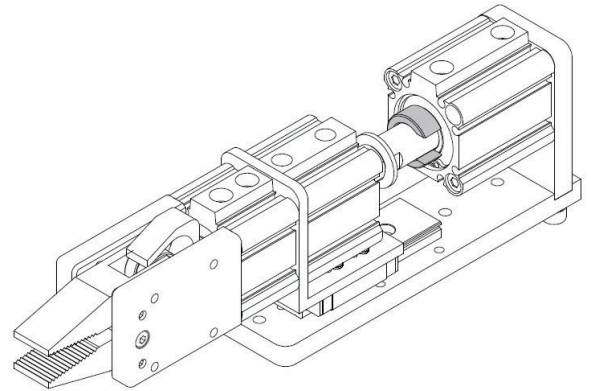
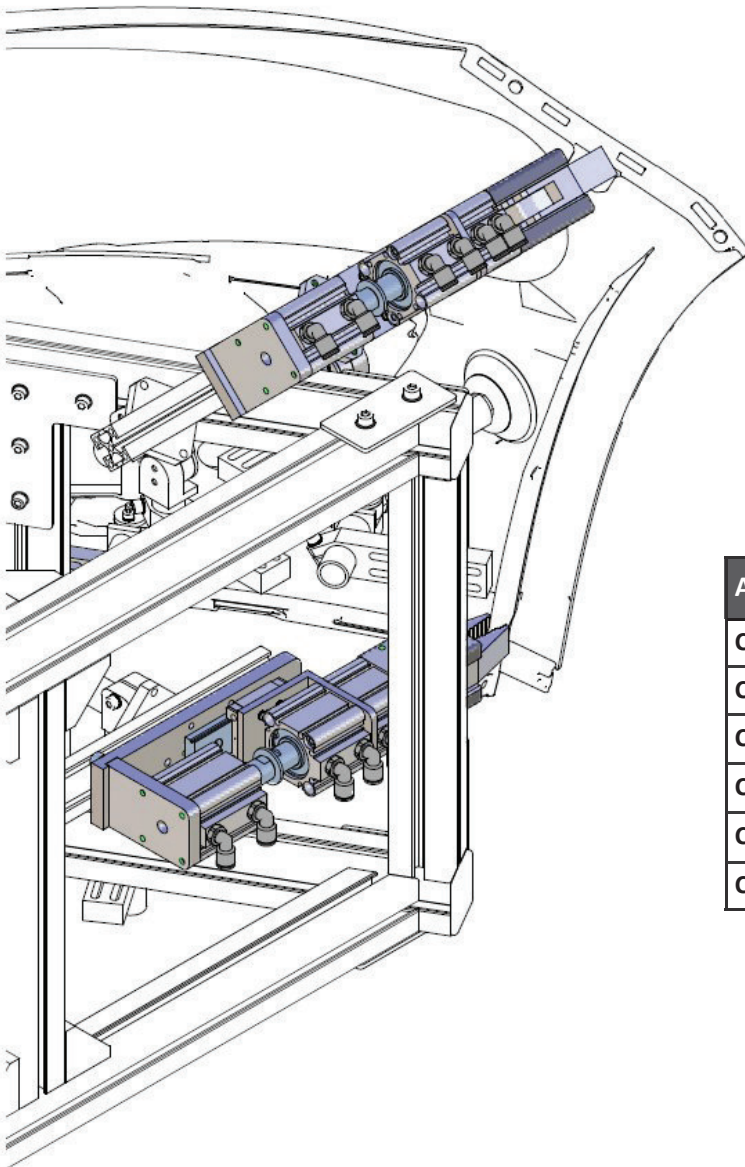


Table / Tabella
M = Suitable for GZ-11.17 ...
Applicabile a GZ-11.17...

Application example / Esempio applicativo



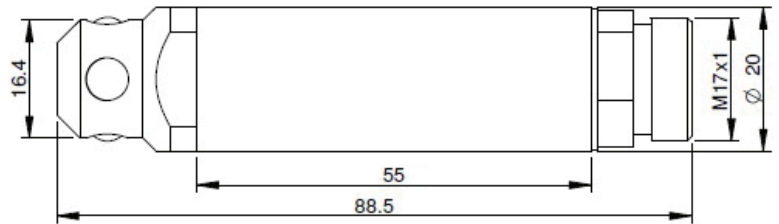
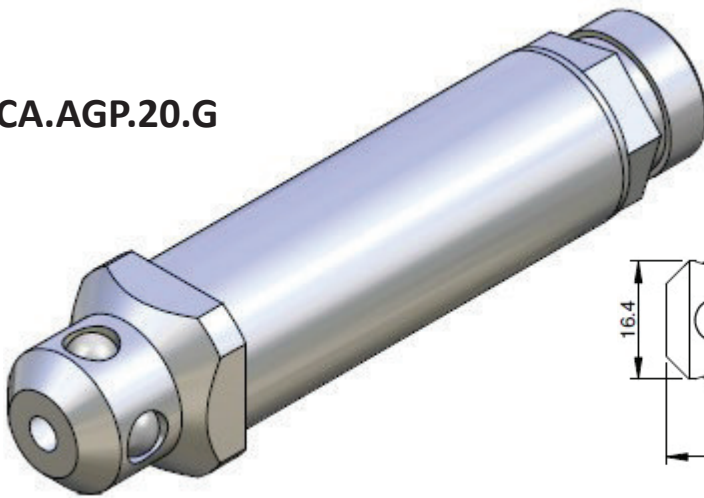
Article no.	A	B	C	M	Weight
CA.DB.05.25			5		1 g
CA.DB.10.25	12	20	10	Ø25	2 g
CA.DB.15.25			15		4 g
CA.DB.05.32			5		1 g
CA.DB.10.32	16	24	10	Ø32	2 g
CA.DB.15.32			15		3 g

CA.09 AGP

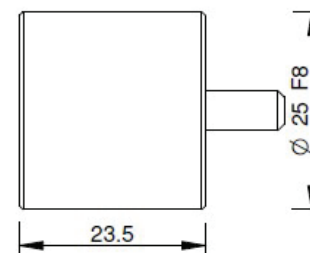
. Centering locking unit

. Pinza per aggancio e centraggio

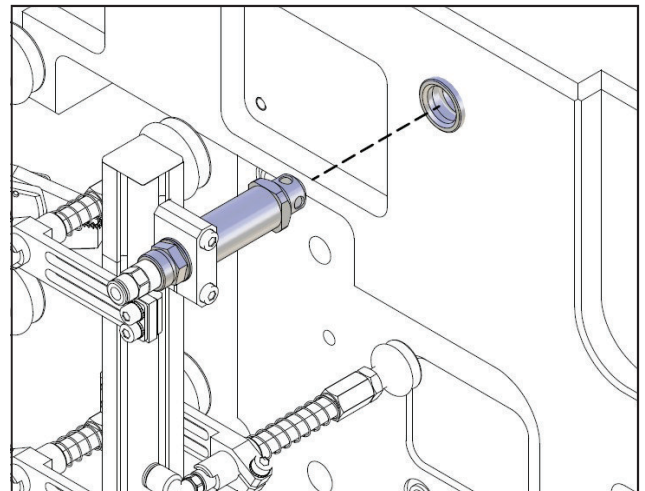
CA.AGP.20.G



CA.AGP.20.M



Application example / Esempio applicativo



Remarks / Osservazioni:

Single acting / *Effetto pneumatico semplice*
The central blocking unit has an exact repeatability
L'unità centrale di bloccaggio fornisce l'esatta ripetibilità.

High gripping force / *Alta forza di presa*

Compact unit / *Taglia compatta*

ISO H7 tolerance is used for positioning
Usa tolleranza H7 per l'inserimento nel pezzo.

With a teachable sensor, the locked and unlocked state is sensed
Con un sensore regolabile, gli stati chiuso e aperto sono controllati.

CLOSING FORCE AT 6 BAR 750 N

FORZA DI CHIUSURA A 6 BAR 750 N

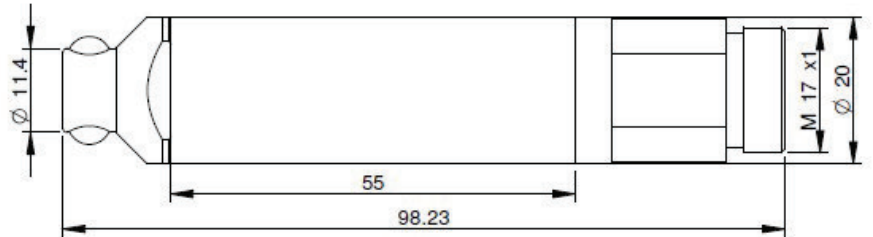
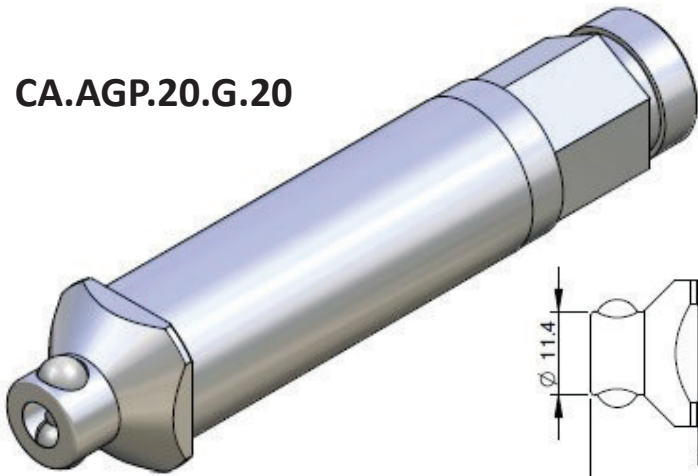
Article no.		Weight
CA.AGP.20.G	Gripper side	93 g
CA.AGP.20.M	Mould side	60 g

CA.09 AGP


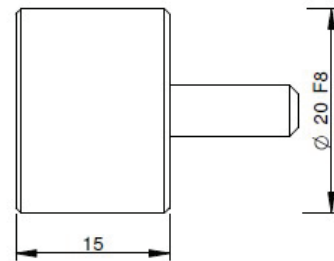

. Centering locking unit

. Pinza per aggancio e centraggio

CA.AGP.20.G.20



CA.AGP.20.M.20

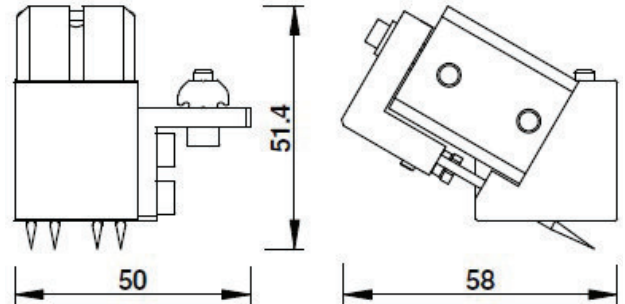
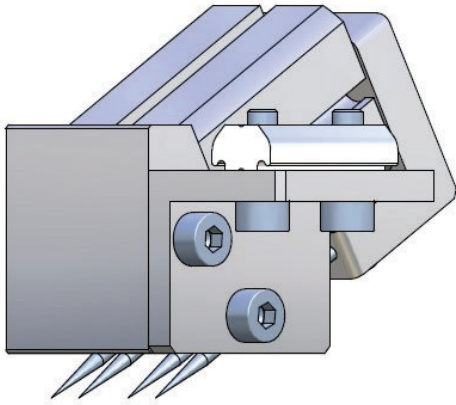


Article no.		Weight
CA.AGP.20.G.20	Gripper side	66 g
CA.AGP.20.M.20	Mould side	30 g

CA.09 PAA

. Needle gripper

. Pinza ad aghi



Article no.	Weight
CA.PAA.AP	135 g
CA.PAA.AP.D	

Remarks / Osservazioni:

Needle grippers are designed for picking up textile, cloth, carpet, or any other material that can be penetrated

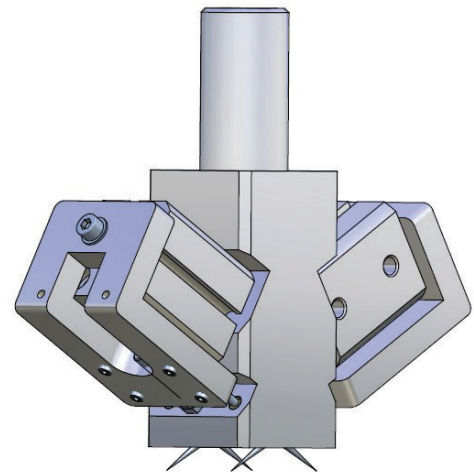
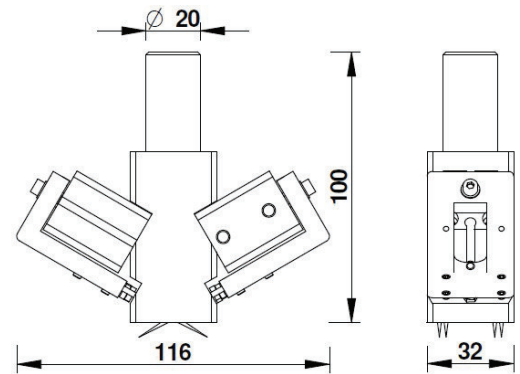
Designed for installation on our X Profile

Maximum air pressure is 6 bar

Le pinze ad aghi sono progettate per raccogliere tessuti, stoffa, moquette, o qualsiasi altro materiale che può essere penetrato

Disegnate per essere installate sui nostri profili X

Massima pressione 6 bar

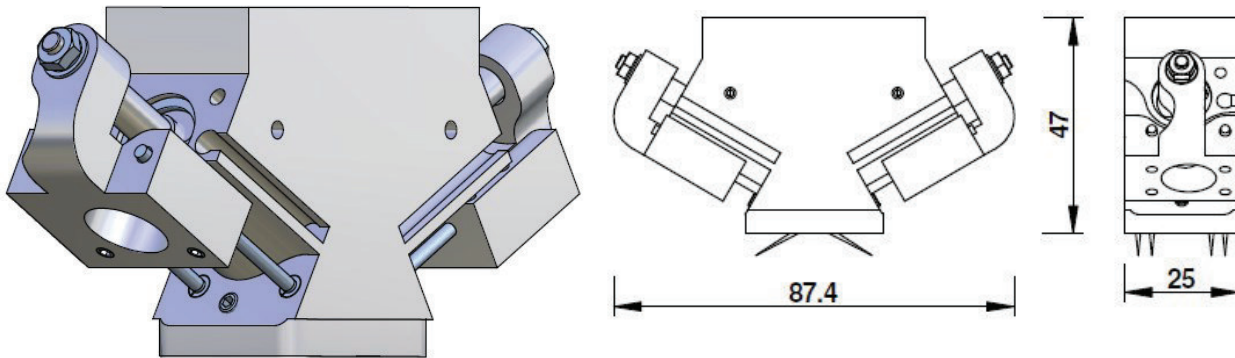


Article no.	Weight
CA.PAA.CF	320 g
CA.PAA.CF.D	

CA.09 PAA

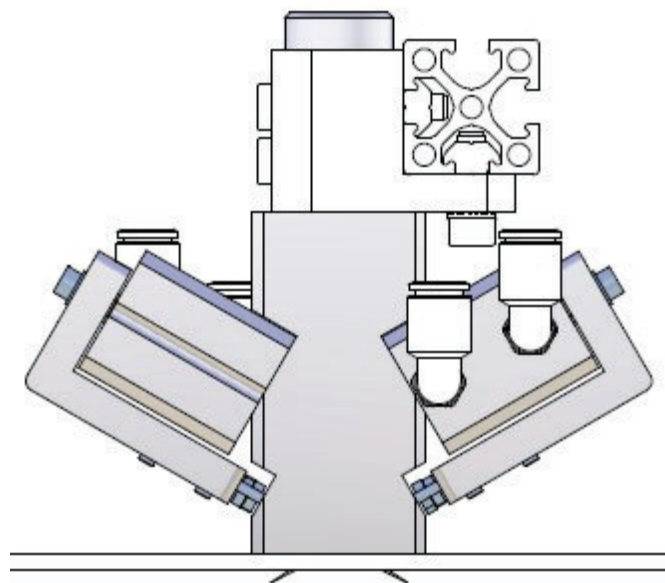
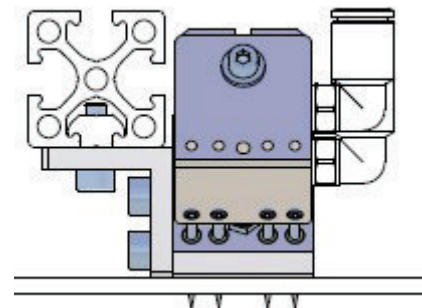
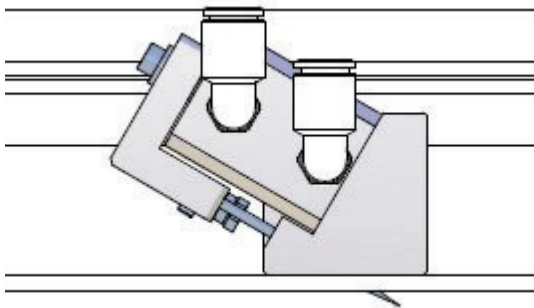
. Needle gripper

. Pinza ad aghi



Article no.	Weight
CA.PAA.SP	132 g

Application examples / Esempi applicativi




CA.10.FP

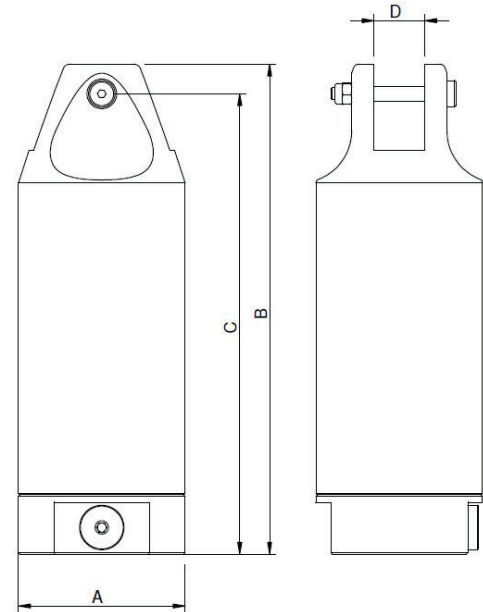
. ATE

. Air nipper actuators

. Attuatore pneumatico



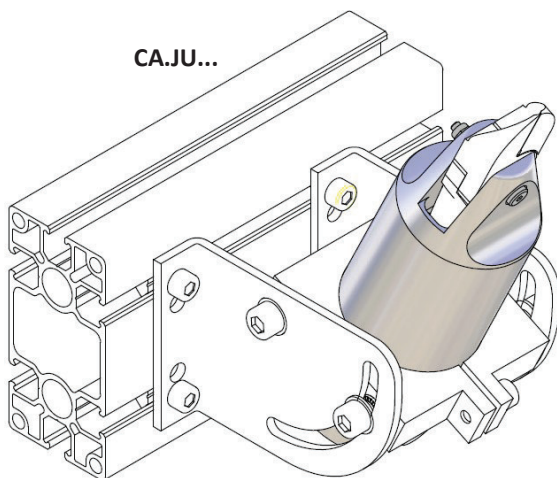
New



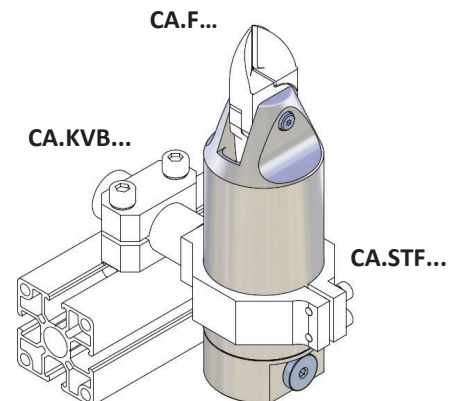
Article no.	Closing force each blade	Cycle air consumption	Weight
CA.ATE.05M	11 Nm	64 cm ³	97 g
CA.ATE.10M	38 Nm	116 cm ³	147 g
CA.ATE.20M	67 Nm	230 cm ³	255 g
CA.ATE.30AM	150 Nm	584 cm ³	452 g
CA.ATE.50AM	116 Nm	1170 cm ³	911 g

Article no.	A	B	C	D
CA.ATE.05M	30	94.3	87	7.1
CA.ATE.10M	36	114.5	107.8	12
CA.ATE.20M	45	129	119.8	
CA.ATE.30AM	56	165	155	17
CA.ATE.50AM	75	181	172	

Application examples / Esempi applicativi



CA.04.10...



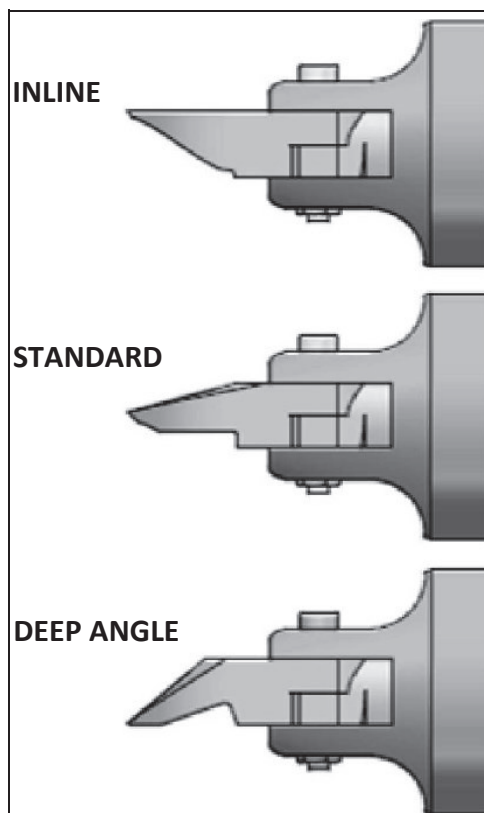
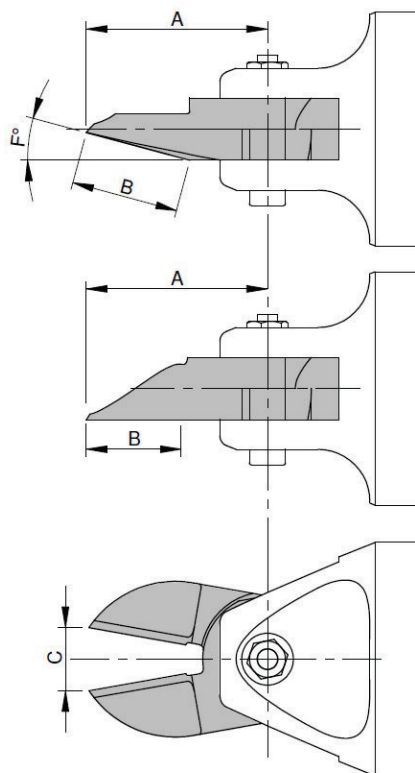
CA.X.../CA.JU...

CA.10.VES

. VES

. Blades

. Lama



Article no.	Nipper	Style	A	B	C	F*	
VES.N5AP	CA.ATE.05	Standard	24	11.5	4	15	40 g
VES.N10LAP	CA.ATE.10		27		5	30	120 g
VES.N10LPF		Deep angle	35	13.5	40		
VES.N20AP	CA.ATE.20	Standard		65	16	11	15
VES.N20AJ		Inline	18		/		
VES.N20AJL			Deep angle	20	16	/	230 g
VES.N20PF		35		13.5	11	40	130 g
VES.N30AP	CA.ATE.30 CA.ATE.50	Standard	66	38	16	15	380 g
VES.N30AJ		Inline	52	28	11	/	370 g
VES.N30AJL			75	25	19	/	470 g
VES.N30PF		Deep angle	58		15	30	390 g

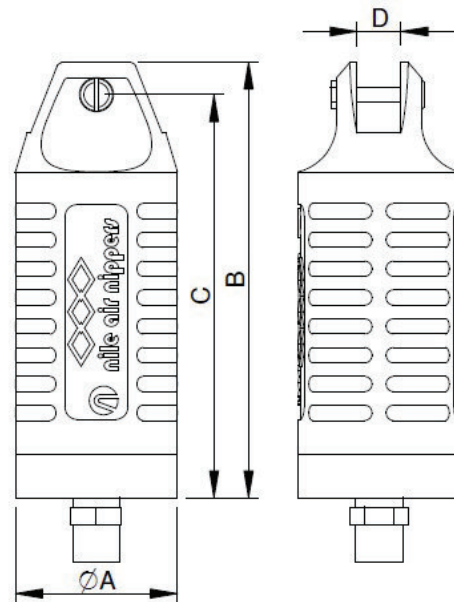
Complete line of Vessel's blade is online in www.fpservices.it

CA.10.MR

. MR

. Air nipper actuators

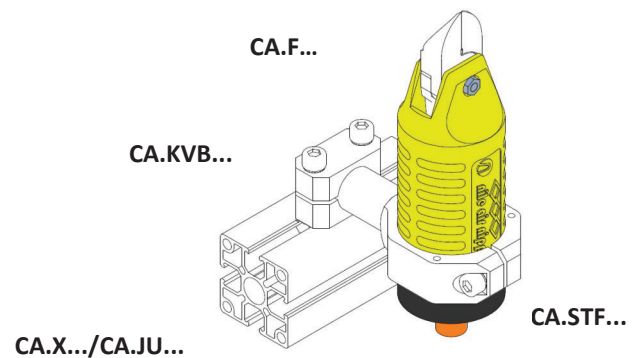
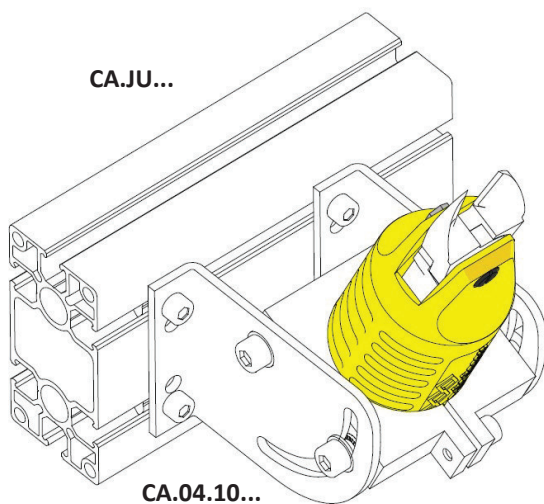
. Attuatore pneumatico



Article no.	Closing force each blade	Cycle air consumption	Weight
CA.MR.05M	11 Nm	41 cm ³	100 g
CA.MR.10M	38 Nm	105 cm ³	160 g
CA.MR.20M	67 Nm	268 cm ³	270 g
CA.MR.30AM	150 Nm	631 cm ³	470 g
CA.MR.50AM	116 Nm	1285 cm ³	1040 g

Application example / Esempio applicativo

Article no.	A	B	C	D
CA.MR.05M	30	84	75	9.25
CA.MR.10M	36	105	96	
CA.MR.20M	45	121	112	12.15
CA.MR.30AM	56	157	147.75	17.10
CA.MR.50AM	75	173	164.25	25.10

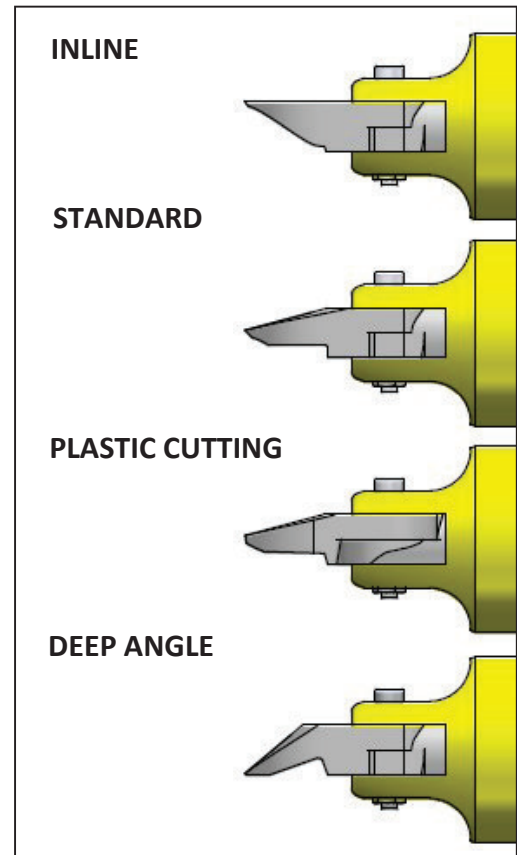
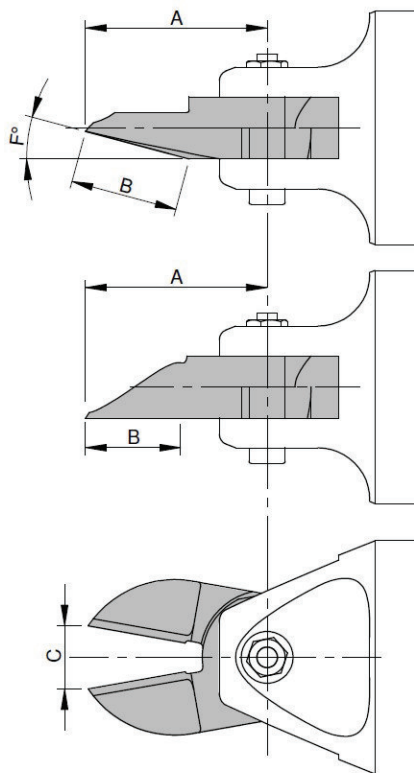


CA.10.F

. F

. Blades

. Lama



Article no.		Nipper	Blade style	A	B	C	F°	Weight	
CA.F1S	F..S	CA.MR.05M	Inline	24	12	3	/	33 g	
CA.S2	S..		Standard				25	34 g	
CA.F1	F..		Platic cutting				15		
CA.FD1	F..D		Deep angle				40	35 g	
CA.F3LS	F..S	CA.MR.10M	Long Inline	50	30	8	/	117 g	
CA.S4	S..		Standard	27	14	5	25	115 g	
CA.F3	F..		Platic cutting		12				
CA.FD3	F..D	Deep angle	10		112 g				
CA.F5S	F..S	CA.MR.20M	Inline	35	16	10	/	121 g	
CA.S5	S..		Standard		17	8	30	120 g	
CA.F5	F..		Platic cutting		15	10	15		
CA.FD5	F..D		Deep angle		14	10	40	124 g	
CA.F5LS	F..S	CA.MR.30AM	Long inline	65	37	15	/	220 g	
CA.F9PS	F..S		Inline	66		16	/	365 g	
CA.S7P	S..		Standard	43		20	8	30	380 g
CA.F9P	F..		Platic cutting	66		38	16	16	
CA.FD9P	F..D	CA.MR.50AM	Deep angle	59	27	15	30	388 g	
CA.S120	S..		Standard	45	22	10		380 g	

CA.STF

. MR

. Mounting Brackets MR

. Staffa per attuatore MR

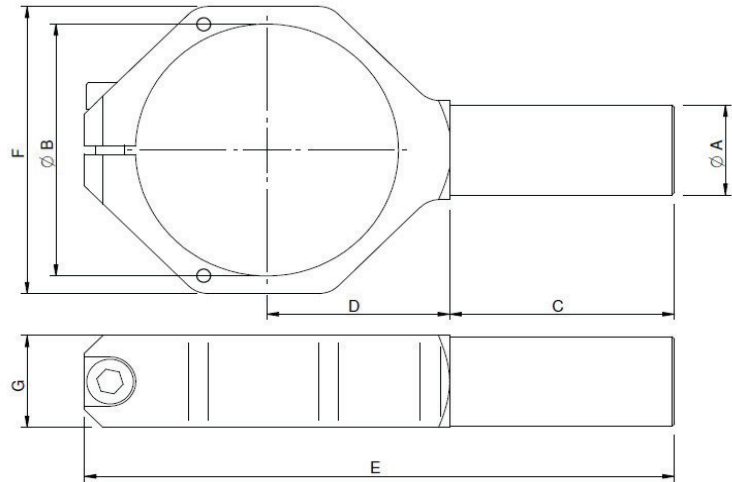
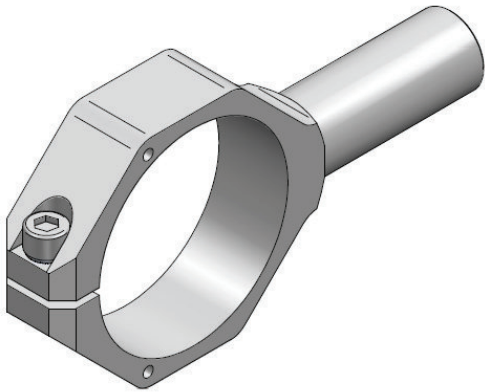


Table / Tabella
M = Suitable for CA.MR.../CA.ATE...
Adatto per CA.MR.../CA.ATE...

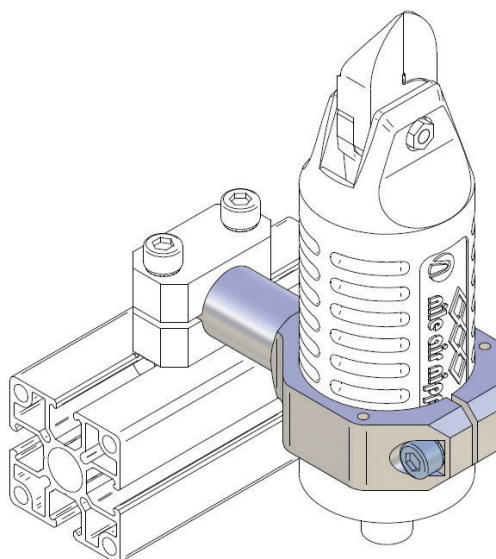
Remarks/ Osservazioni:

Material / Materiale:
Aluminium / Alluminio

Surface: Silver anodized
Superficie: Argento anodizzato

Article no.	Old code	A	B	C	D	E	F	G	M	Weight
CA.STF.30	CA.04.10.30	20	30	48	25	101.5	38	20	MR.05 / ATE.05	91 g
CA.STF.36	CA.04.10.36		36		28	107.5	43		MR.10 / ATE.10	95 g
CA.STF.45	CA.04.10.45		45		33	116	52		MR.20 / ATE.20	102 g
CA.STF.56	CA.04.10.56		56		38	127.5	54		MR.30 / ATE.30	117 g
CA.STF.75	CA.04.10.75	30	75	50	47	146	83	30	MR.50 / ATE.50	275 g

Application example / Esempio applicativo



CA.MR.../ CA.ATE...

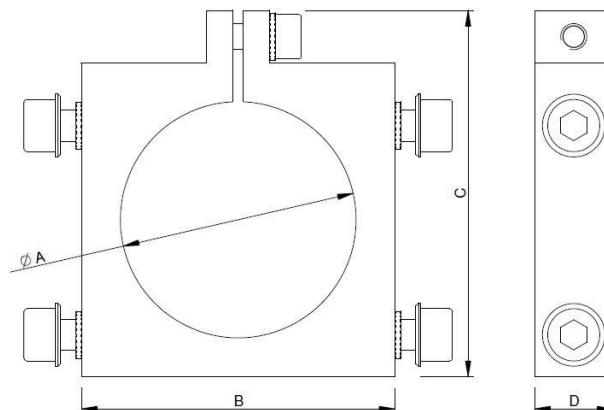
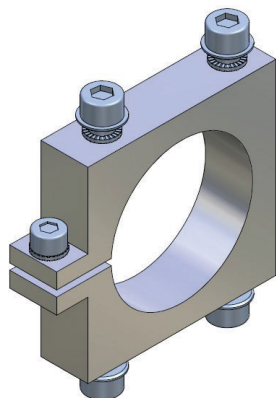
CA.X.../CA.JU...

CA.04.10

. MR

. Swivel Bracket MR

. Morsetto per attuatore MR



Article no.	A	B	C	D	M	Weight
CA.04.10.30.1	30	45	55	15	MR.05 / ATE.05	87 g
CA.04.10.36.1	36	50	62		MR.10 / ATE.10	97 g
CA.04.10.45.1	45	60	70		MR.20 / ATE.20	115 g
CA.04.10.56.1	56	70	85		MR.30 / ATE.30	136 g
CA.04.10.75.1	75	90	105		MR.50 / ATE.50	188 g

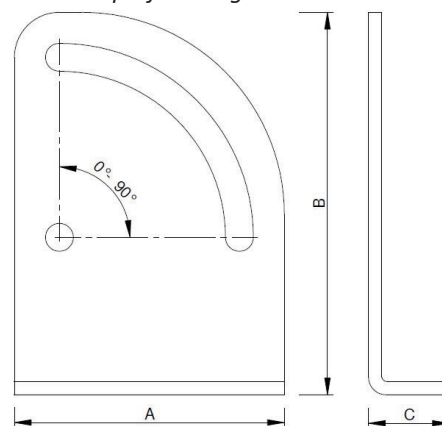
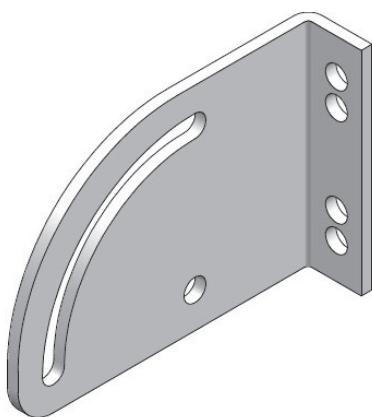
Table / Tabella

M = Suitable for CA.MR.../ CA.ATE...
Adatto per CA.MR.../CA.ATE...

Remarks / Osservazioni:

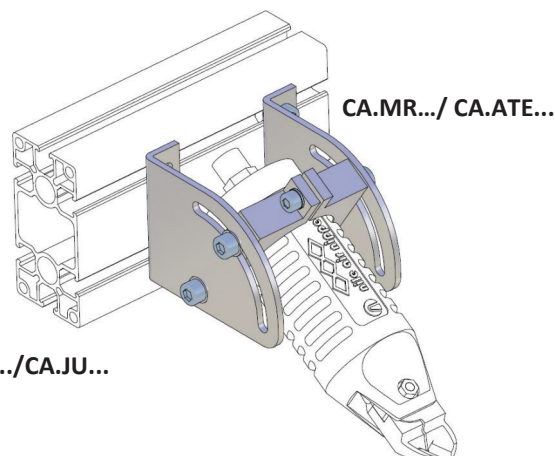
Material / Materiali:
Aluminium / Alluminio

Surface silver anodized
Superficie: Argento anodizzato



Article no.	A	B	C	M	Weight
CA.04.10.30.2	50	75	18	MR.05 / ATE.05	84 g
CA.04.10.36.2	55	80		MR.10 / ATE.10	100 g
CA.04.10.45.2	60	85		MR.20 / ATE.20	116 g
CA.04.10.56.2	65	90		MR.30 / ATE.30	134 g
CA.04.10.75.2	85	122	28	MR.50 / ATE.50	246 g

Application example / Esempio applicativo



Remarks / Osservazioni:

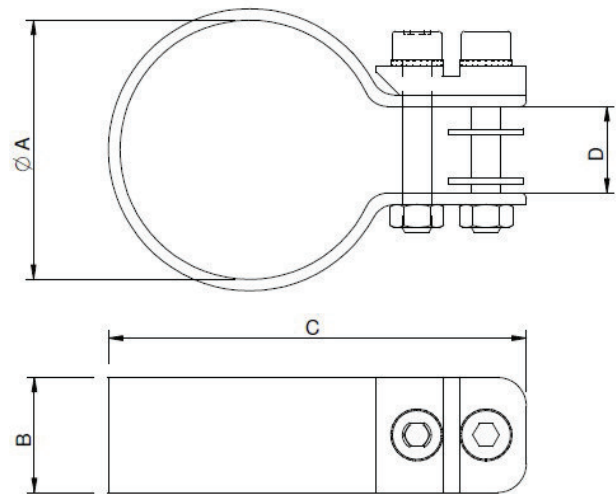
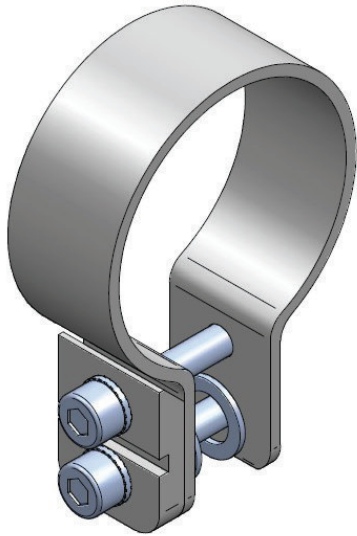
Material : Zinc plated steel
Materiale: acciaio zincato

CA.04.10

MR

. Mounting Brackets MR

. Staffa per attuatore MR



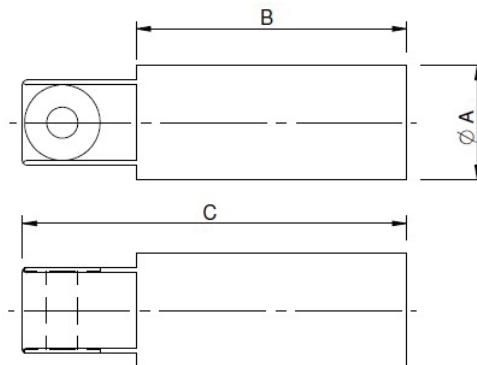
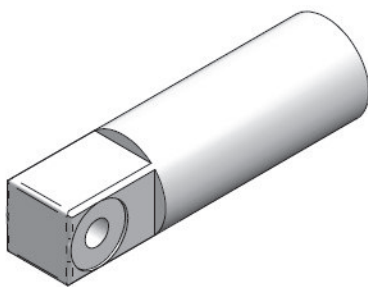
Article no.	A	B	C	D	M	Weight
CA.04.10.004	56	20	83.5	15	MR.30 / ATE.30	98 g
CA.04.10.005	45		72.5		MR.20 / ATE.20	87 g
CA.04.10.006	36		62		MR.10 / ATE.10	78 g
CA.04.10.007	30		55.5		MR.05 / ATE.05	72 g

Table / Tabella
M = Suitable for CA.MR.../ CA.ATE...
Adatto per CA.MR.../CA.ATE...

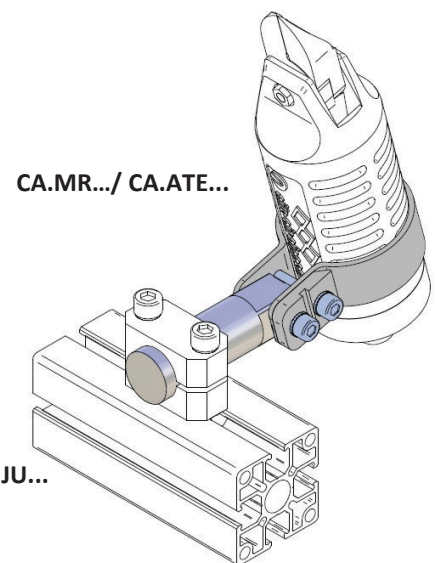
Osservazioni/ Osservazioni:

Material / Materiali :
Steel / Acciaio

Surface: Steel galvanized
Superficie: Acciaio zincato



Application example / Esempio applicativo



Article no.	A	B	C	Weight
CA.04.12.001	20	47.5	67.5	56 g
CA.04.12.002	30			82 g

Remarks/ Osservazioni:

Material/Materiali:
Aluminium / Alluminio

Surface silver anodized
Superficie: Argento anodizzato

CA.SAT

MR

. Swivel Bracket MR

. Morsetto per attuatore MR

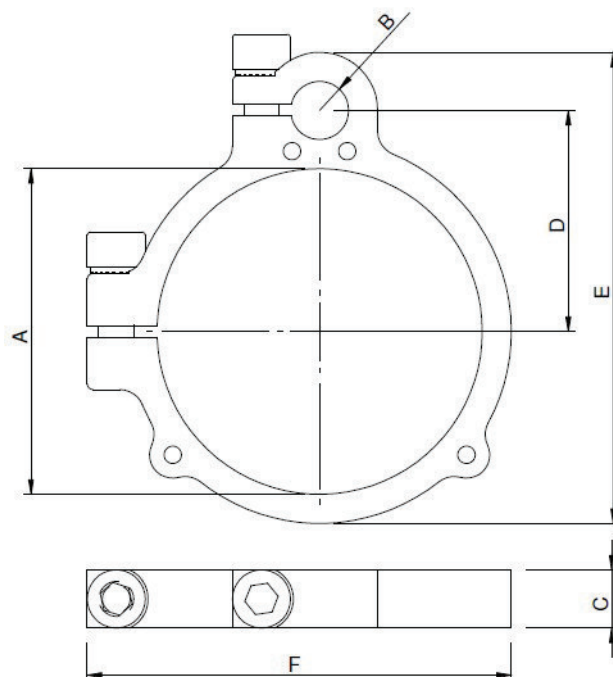
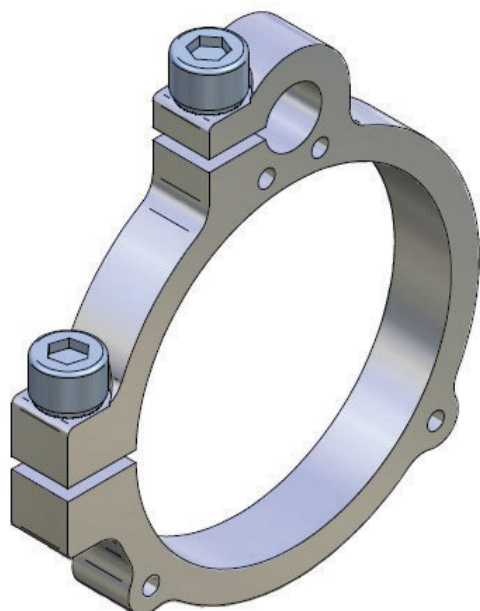


Table / Tabella

M = Suitable for CA.MR.../CA.ATE...
Adatto per CA.MR.../CA.ATE...

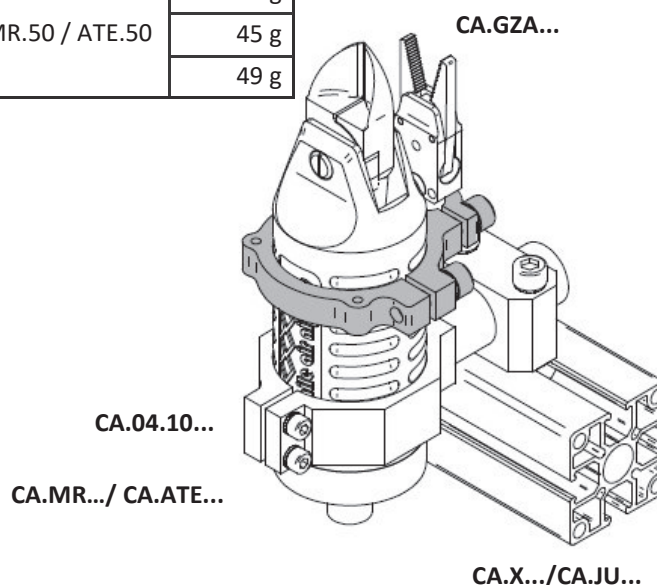
Article no.	A	B	C	D	E	F	M	Weight
CA.SAT.3610	36	10	10	28	62.8	53	MR.10 / ATE.10	27 g
CA.SAT.4510	45			32.5	70	62	MR.20 / ATE.20	30 g
CA.SAT.5610	56			38	81	73	MR.30 / ATE.30	43 g
CA.SAT.5614		14		40	85			37 g
CA.SAT.5620		20		43	91			57 g
CA.SAT.7510	75	10		47.5	100	92.5	MR.50 / ATE.50	43 g
CA.SAT.7514		14	49.5	104	45 g			
CA.SAT.7520		20	52.5	110	49 g			

Remarks / Osservazioni:

Material /Materiali:
Aluminium / Alluminio

Surface: Silver anodized
Superficie: Argento anodizzato

Application example / Esempio applicativo



CA.STA

MR

. Spring loaded clamp

. Staffa ammortizzata

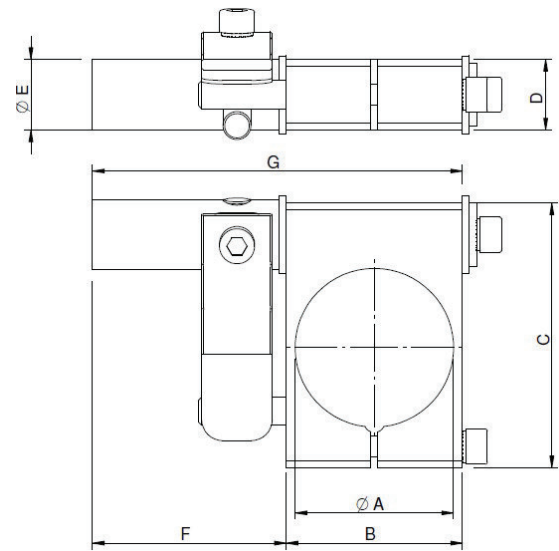
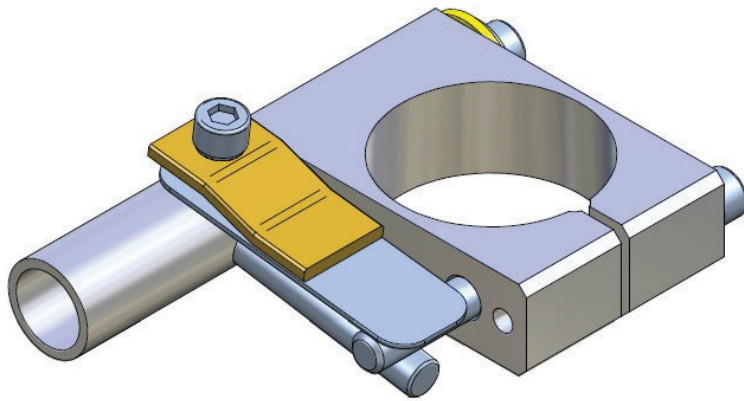


Table / Tabella

M = Suitable for CA.MR.../CA.ATE...
Adatto per CA.MR.../CA.ATE...

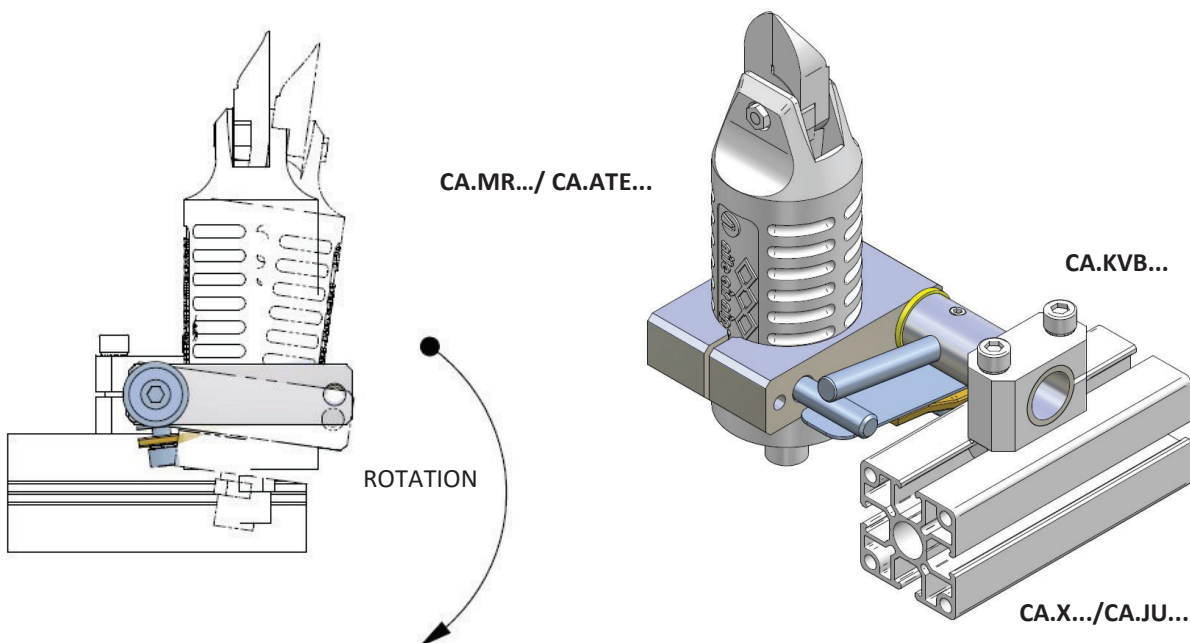
Remarks / Osservazioni:

Material / Materiali:
Aluminium / Alluminio

Surface: Silver anodized
Superficie: Argento anodizzato

Article no	A	B	C	D	E	F	G	M	Weight
CA.STA.45	45	50	75	20	20	53	105	MR.20 / ATE.20	275 g
CA.STA.56	56	60	86			63	125	MR.30 / ATE.30	322 g
CA.STA.75	75	85	106			59	146	MR.50 / ATE.50	443 g

Application examples / Esempi applicativi

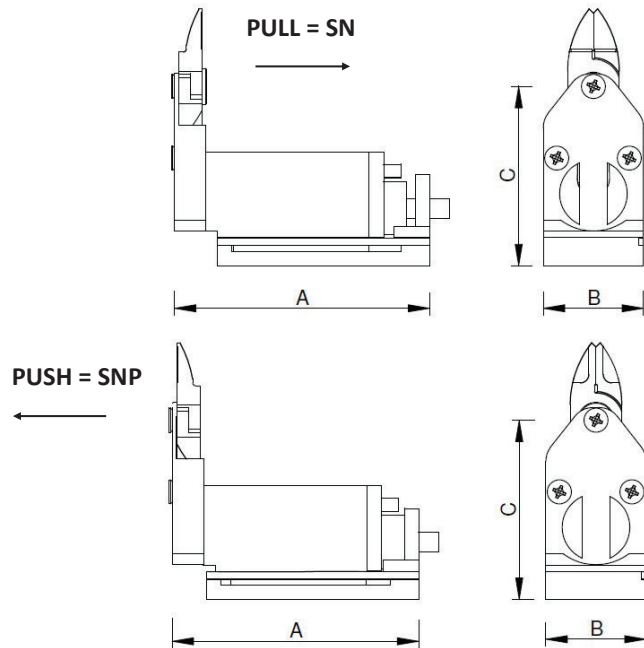
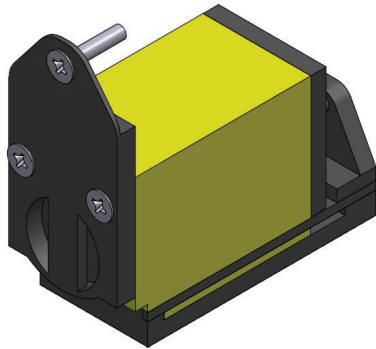


CA.SN

SN

. Slided Air Nippers Horizontal - Type SN

. Base mobile orizzontale scorrimento arretrato



Remarks:

Two available models:
Push = SNP
Pull = SN

Units are not prearranged for using reversible blades.

On this kind of unit it's possible to adjust the blades

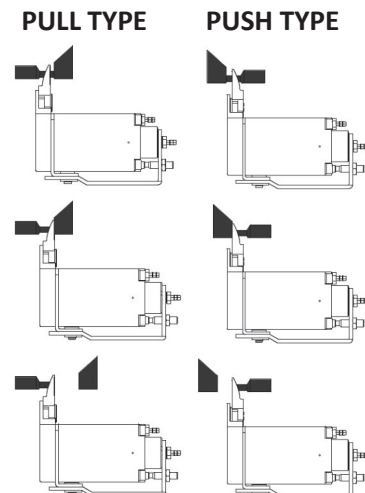
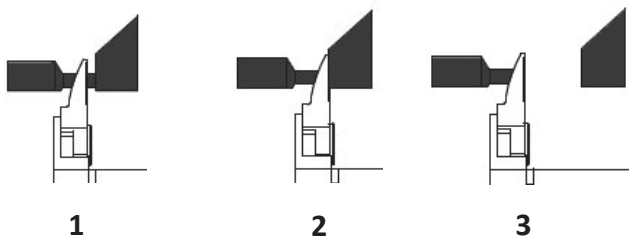
Osservazioni:

Due modelli disponibili:
Spinta = SNP
Tiro = SN

Le unità non sono pre-arrangiate per usare lame reversibili.

Su questo tipo di unità è possibile cambiare l'apertura delle lame

Application example / Esempio applicativo

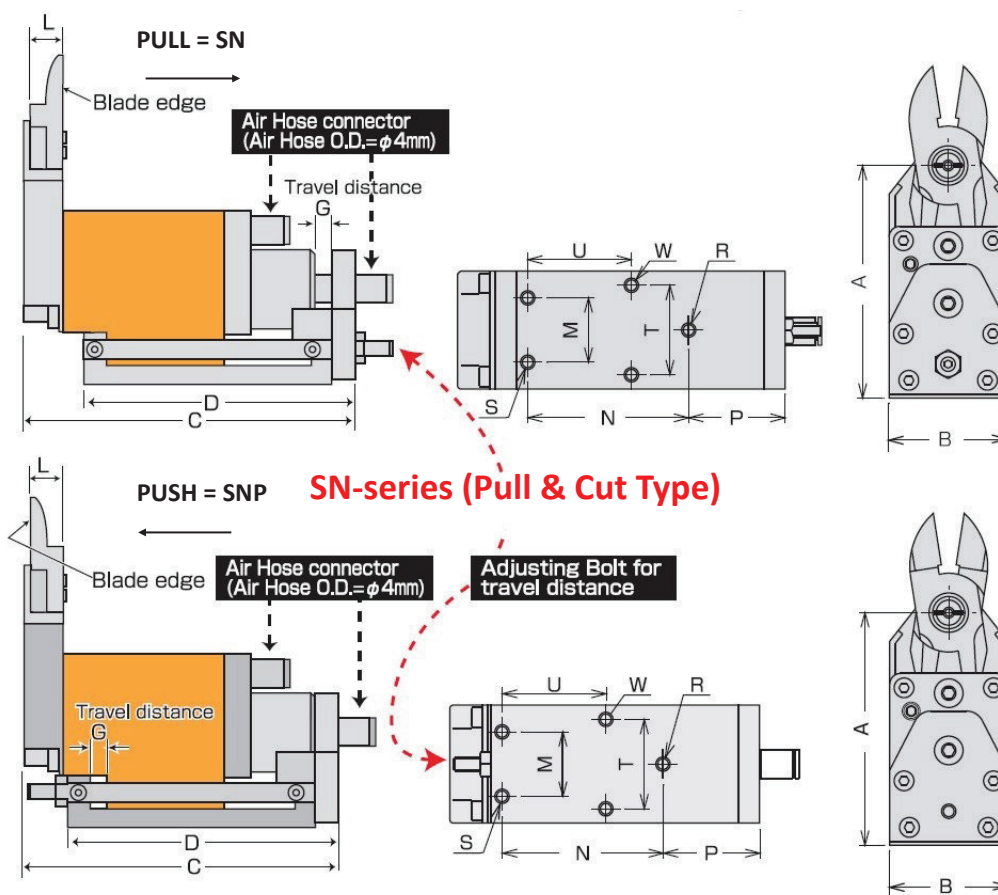


CA.SN

SN

. Slided Air Nippers Horizontal - Type SN

. Base mobile orizzontale scorrimento arretrato



Article no.		Cutting Capacity	A	B	C	D	G	L	M	N	P	R	S	T	U	W	Weight	
CA.SN3	PULL	2 ø mm	59	23	79.6	65	5	7	12	37	25	M4	M4D5	15	23		170 g	
CA.SNP3	PUSH				74.6													
CA.SN5	PULL	3 ø mm	63	28	83.6	69	5	7	14	40	26		M4D6	20	24	M4		
CA.SNP5	PUSH				78.6													
CA.SN10	PULL	4 ø mm	70	33	91.6	75	5	9	18	45	27		M4D6	25	29			
CA.SNP10	PUSH				86.6													
CA.SN20	PULL	5 ø mm	82	42	110	90	5	12	22	58	28		M4S7	30	32	M5		
CA.SNP20	PUSH				105													

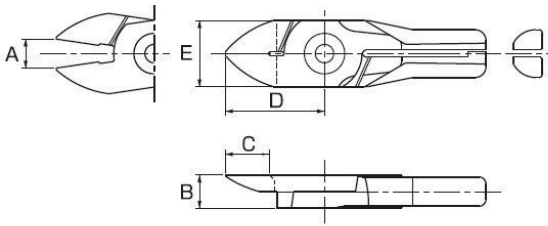
CA.FN

. Blades FN

FN

. Lame FN

FN



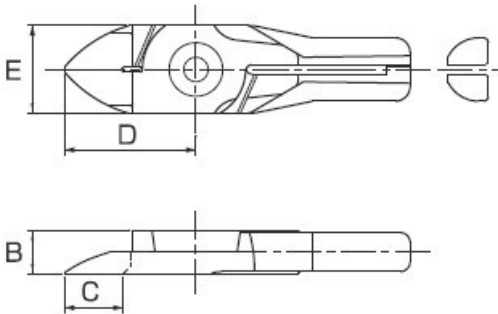
Article no.	M	A	B	C	D	E	Cutting capacity	Weight
CA.FN10	CA.SN3	3.5	7	11	24	14	Ø 2	25 g
CA.FN1	CA.SN5	5.5				16	Ø 3	30 g
CA.FN3	CA.SN10	7	9		27	19	Ø 4	60 g
CA.FN5	CA.SN20	8.5	12	16	35	22	Ø 5	100 g

Table / Tabella

M = Suitable for CA.SN..

Adatto per CA.SN..

FNP



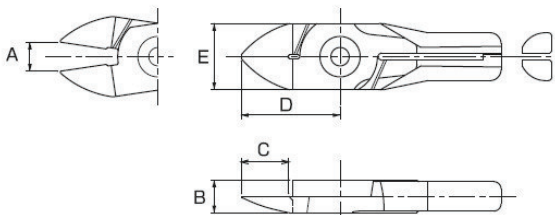
Article no.	M	A	B	C	D	E	Cutting capacity	Weight
CA.FNP10	CA.SNP3	3.5	7	11	24	14	Ø 2	30 g
CA.FNP1	CA.SNP5	5.5				16	Ø 3	35 g
CA.FNP3	CA.SNP10	7	9		27	19	Ø 4	60 g
CA.FNP5	CA.SNP20	8.5	12	16	35	22	Ø 5	110 g

Table / Tabella

M = Suitable for CA.SN..

Adatto per CA.SN..

FN - K



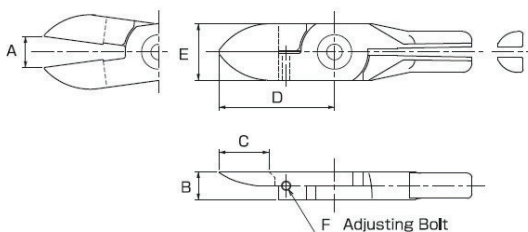
Article no.	M	A	B	C	D	E	Cutting capacity	Weight
CA.FN10K	CA.SN3	3.5	7	11	24	14	Ø 2	30 g
CA.FN1K	CA.SN5	5.5				16	Ø 3	
CA.FN3K	CA.SN10	7.5	9		27	19	Ø 4	60 g
CA.FN5K	CA.SN20	8.5	12	16	35	22	Ø 5	110 g

Table / Tabella

M = Suitable for CA.SN..

Adatto per CA.SN..

FN - L



Article no.	M	A	B	C	D	E	F	Cutting capacity	Weight
CA.FN10L	CA.SN3	5.5	7	16	33	14	M3	Ø 2	35 g
CA.FN1L	CA.SN5	8			16	Ø 3		40 g	
CA.FN3L	CA.SN10	9.5	9	37	18	Ø 3.5		65 g	
CA.FN5L	CA.SN20	10	12	21	45	22		Ø 4.5	115 g

Table / Tabella

M = Suitable for CA.SN..

Adatto per CA.SN..

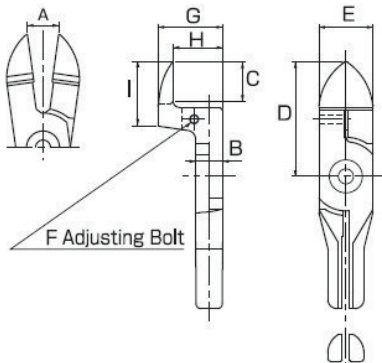
CA.FN

. Blades FN

FN

. Lame FN

FN - C



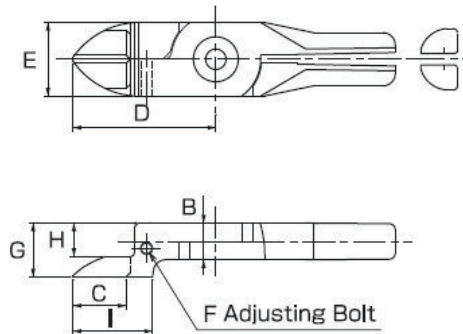
Article no.	M	A	B	C	D	E	F	G	H	I	Cutting capacity	Weight
CA.FN10C	CA.SN3	5.2	7	11	35	14	M3	18	14	19	Ø 1.5	50 g
CA.FN1C	CA.SN5	9	7	13	38	16	M3	20	15	21	Ø 2.5	60 g
CA.FN3C	CA.SN10	10	9	13	38	18	M3	21.5	16.5	21	Ø 3	70 g
CA.FN5C	CA.SN20	10	12	19	46	22	M3	24	19	30	Ø 4	155 g

Table / Tabella

M = Suitable for CA.SN..

Adatto per CA.SN..

FNP - C



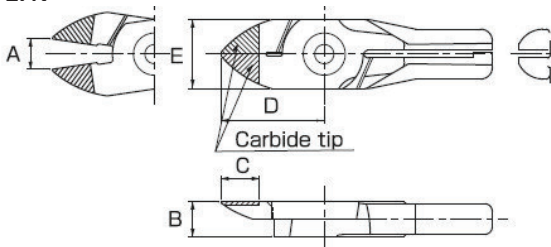
Article no.	M	A	B	C	D	E	F	G	H	I	Cutting capacity	Weight
CA.FNP10C	CA.SNP3	5.2	7	11	35	14	M3	12	8	20	Ø 1.5	50 g
CA.FNP1C	CA.SNP5	8.6		14	37	16		12.2	7.2	22	Ø 2.5	60 g
CA.FNP3C	CA.SNP10	9.8	9	13	35	18		13.2	8.2	20	Ø 3	70 g
CA.FNP5C	CA.SNP20	10	12	18	42	22		16	11	27	Ø 4	155 g

Table / Tabella

M = Suitable for CA.SN..

Adatto per CA.SN..

ZFN



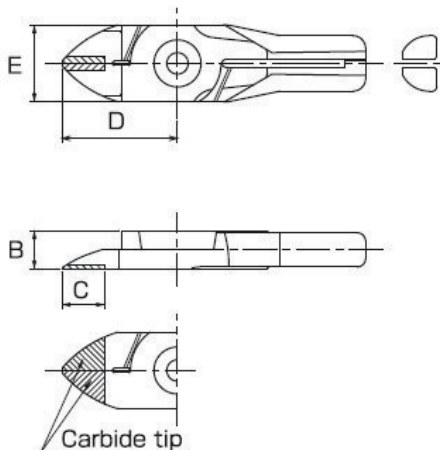
Article no.	M	A	B	C	D	E	Cutting capacity	Weight
CA.ZFN10	CA.SN3	3.5	7	11	24	14	Ø 2	30 g
CA.ZFN1	CA.SN5	5.5		16	Ø 3	35 g		
CA.ZFN3	CA.SN10	7	9	10	27	19	Ø 4	60 g
CA.ZFN5	CA.SN20	8.5	12	16	35	22	Ø 5	110 g

Table / Tabella

M = Suitable for CA.SN..

Adatto per CA.SN..

ZFNP



Article no.	M	A	B	C	D	E	Cutting capacity	Weight
CA.ZFNP10	CA.SNP3	3.5	7	11	24	14	Ø 2	30 g
CA.ZFNP1	CA.SNP5	5.5		16	Ø 3	35 g		
CA.ZFNP3	CA.SNP10	7	9	10	27	19	Ø 4	60 g
CA.ZFNP5	CA.SNP20	8.5	12	16	35	22	Ø 5	110 g

Table / Tabella

M = Suitable for CA.SN..

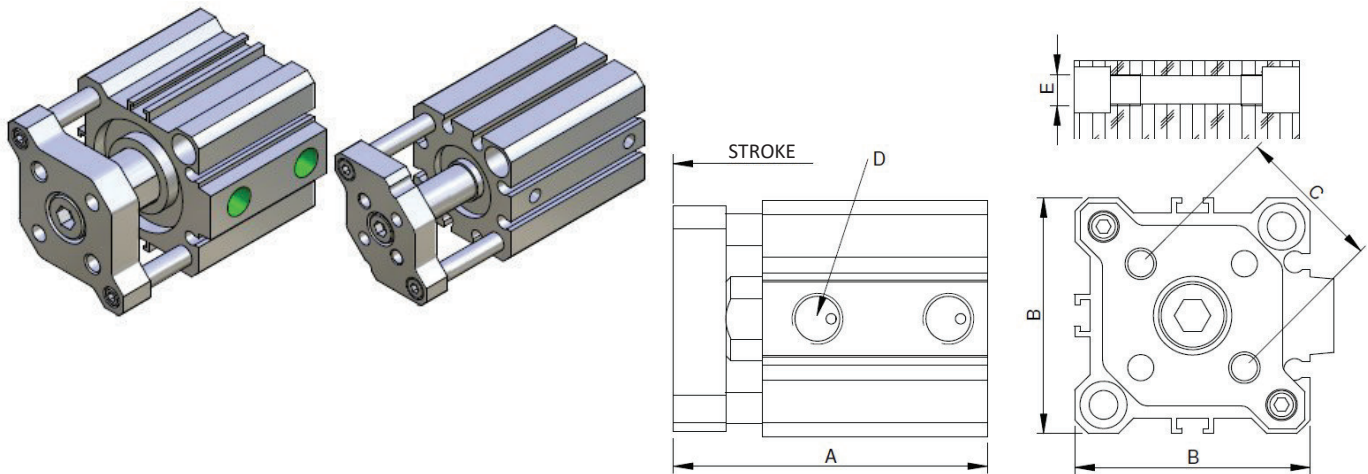
Adatto per CA.SN..

CA.11.17

. Compact Cylinder, Guide Rod Type

CYLINDERS

. Cilindro Anti-Rotazionale

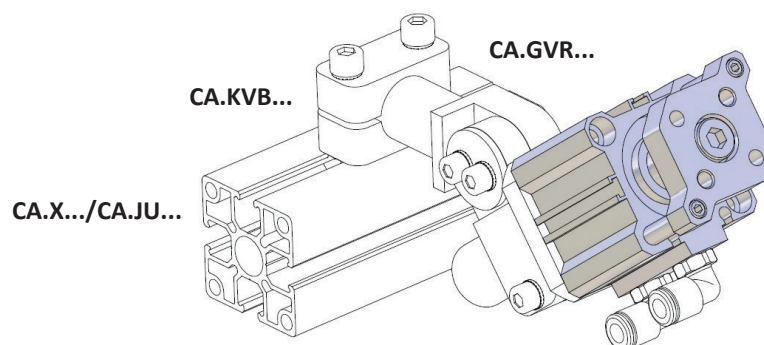


Remarks / Osservazioni:

Available with strokes:
Disponibili con corse:
5-15-25-30

Article no.	Piston bore	Stroke	Sensor (optional)	A	B	C	D	E	Weight			
CA.11.17.001	12	10	PNP = KT58P3M - KT58PM8 NPN = KT58N3M - KT58NM8	41.5	25	10	M5	M4	59 g			
CA.11.17.002		20		51.5					77 g			
CA.11.17.003	16	10		41.5	29	14			M6	M4	97 g	
CA.11.17.004		20		51.5							138 g	
CA.11.17.005	20	10		50	36	17		M6		M4	168 g	
CA.11.17.006		20		60							186 g	
CA.11.17.007	25	10		53.5	40	22	M6			M4	223 g	
CA.11.17.008		20		63.5							264 g	
CA.11.17.009	32	10		60	45	28				G 1/8	M4	309 g
CA.11.17.010		20		70								

Application example / Esempio applicativo

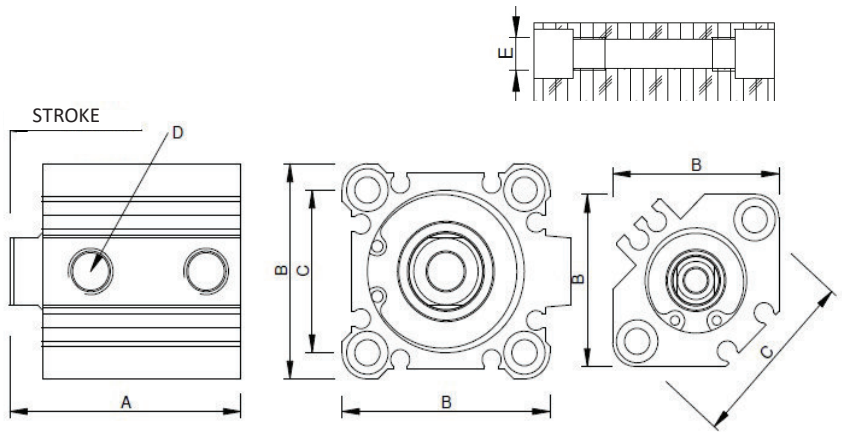
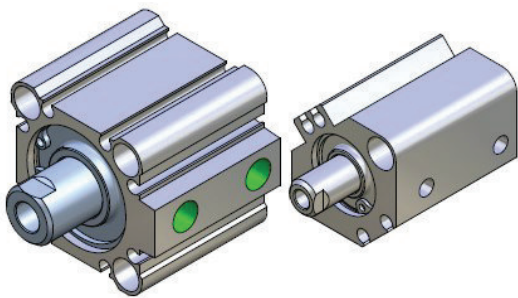


CA.11.18

CYLINDERS

. Compact Cylinder

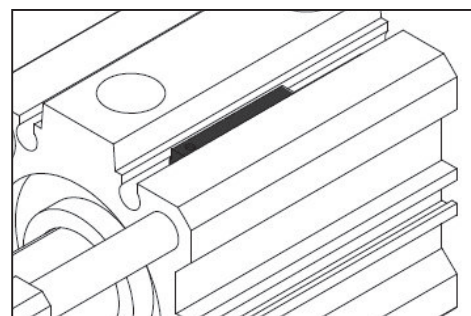
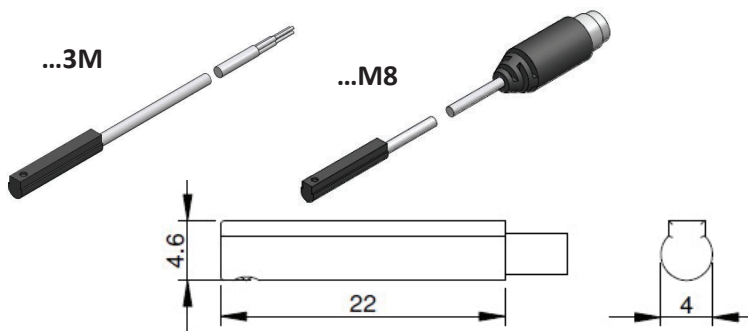
. Cilindro compatto



Remarks / Osservazioni:

Available with strokes:
Disponibili con corse:
5-15-25-30

Article no.	Piston bore	Stroke	Sensor (optional)	A	B	C	D	E	Weight		
CA.11.18.001	12	10	PNP = KT58P3M - KT58PM8 NPN = KT58N3M - KT58NM8	42	25	15.5	M5	M4	44 g		
CA.11.18.002		20		51.5					69 g		
CA.11.18.003	16	10		44	29	20			M6	68 g	
CA.11.18.004		20		54						89 g	
CA.11.18.005	20	10		46	36	25.5		M6		106 g	
CA.11.18.006		20		56						138 g	
CA.11.18.007	25	10		47.5	40	28				M6	148 g
CA.11.18.008		20		57.5							186 g
CA.11.18.009	32	10		50	45	34			G 1/8		231 g
CA.11.18.010		20		60							285 g

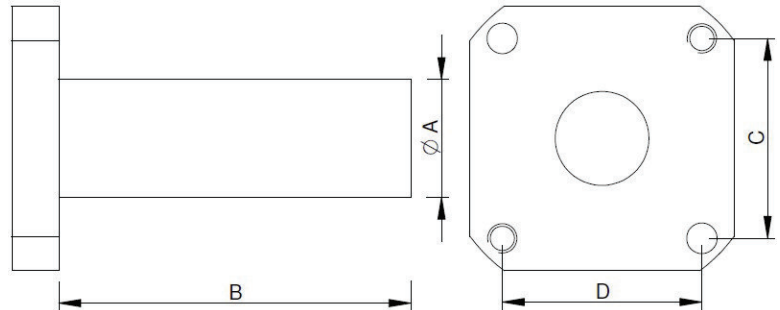



CA.11 ADZ

. Adapter for Cylinder

CYLINDERS

. Staffa parallela per cilindro



Article no.	A	B	C	D	M	Weight
CA.ADZ.12.14	14	30	15.5	15.5	Ø12	19 g
CA.ADZ.16.14			19.9	19.9	Ø16	25 g
CA.ADZ.20.14		40	25.5	25.5	Ø20	32 g
CA.ADZ.25.20	20	60	28	28	Ø25	55 g
CA.ADZ.32.20			34	34	Ø32	
CA.ADZ.32.20.90		90				74 g
CA.ADZ.32.25	25	60				85 g

Table / Tabella

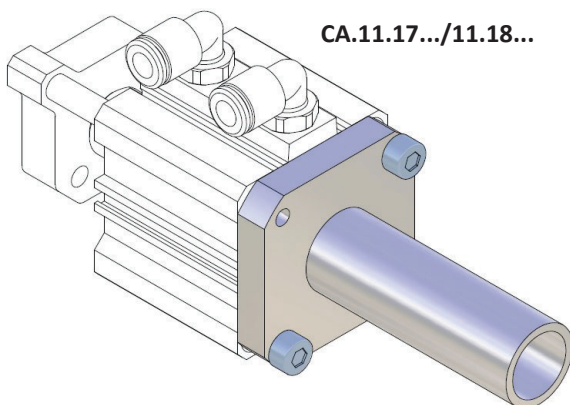
M = Suitable for Cylinder CA.11.17 / 11.18...
Adatto per Cilindri CA.11.17 / 11.18...

Remarks / Osservazioni:

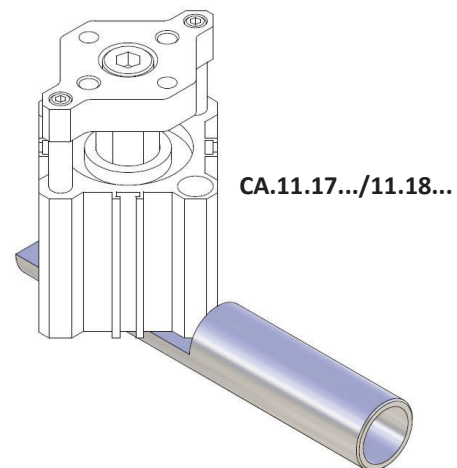
Material / Materiali:
Aluminium / Alluminio

Surface: Silver anodized
Superficie: Argento anodizzato

Application examples / Esempi applicativi



CA.11.17.../11.18...



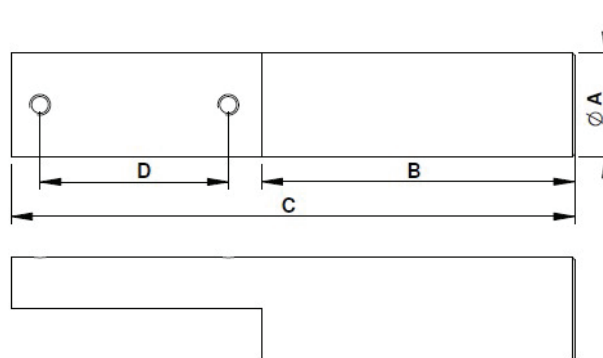
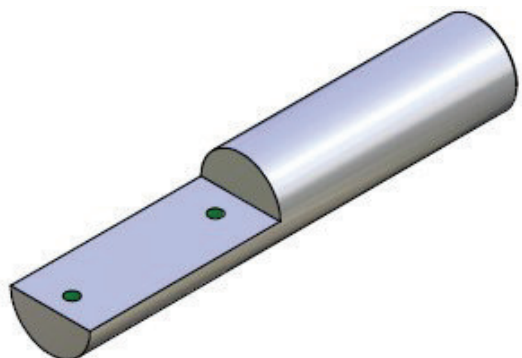
CA.11.17.../11.18...

CA.11 GAZ

CYLINDERS

. Adapter for Cylinder

. Staffa posteriore a L per cilindro



Article no.	A	B	C	D	M	Weight
CA.GAZ.12.10.60	10	60	98	21.9	∅ 12	17 g
CA.GAZ.16.14.60	14		104	28.3	∅ 16	27 g
CA.GAZ.20.20.60	20		108	36.1	∅ 20	56 g
CA.GAZ.25.20.60			130	39.6	∅ 25	59 g
CA.GAZ.32.20.60			140	48.1	∅ 32	62 g

Table / Tabella

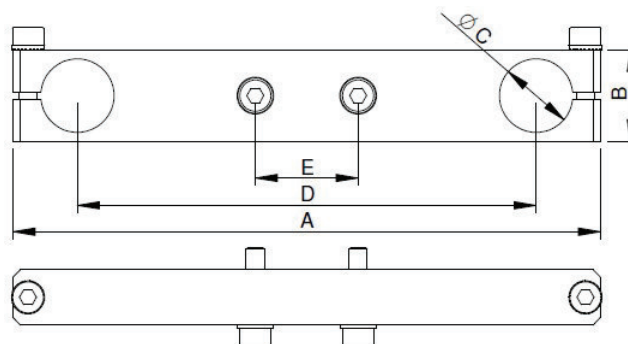
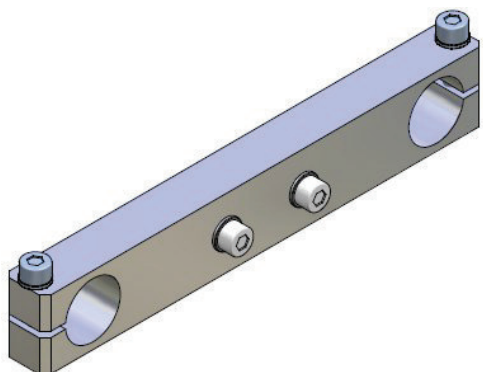
M = Suitable for Cylinder CA.11.17/11.18...
Adatto per cilindri CA.11.17/11.18...

Remarks/ Osservazioni:

Material / Materiali:
Aluminium / Alluminio

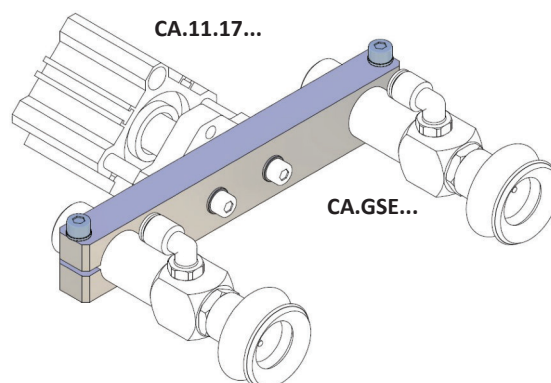
Surface: Silver anodized
Superficie: Argento anodizzato

CA.11 KBH



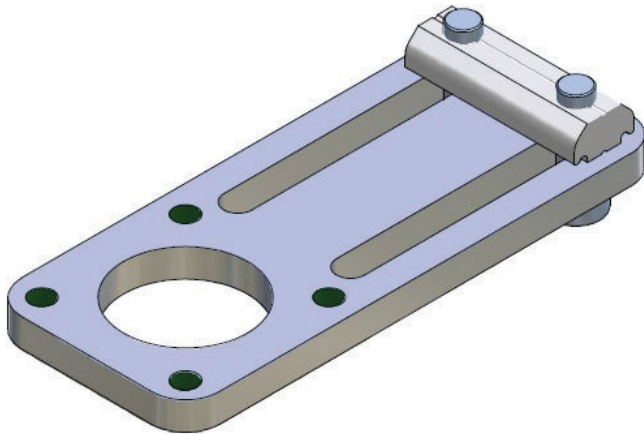
Article no.	A	B	C	D	E	M	Weight
CA.KBH.12.10.60	85	15	10	60	10	∅ 12	33 g
CA.KBH.16.14.90	121	20	14	90	14	∅ 16	56 g
CA.KBH.16.16.125	156	25	16	125			88 g
CA.KBH.20.14.90	121	20	14	90	17	∅ 20	58 g
CA.KBH.20.16.125	156	25	16	125			90 g
CA.KBH.25.16.125					22	∅ 25	94 g
CA.KBH.32.20.125	160	25	20	125	28	∅ 32	156 g

Application example / Esempio applicativo



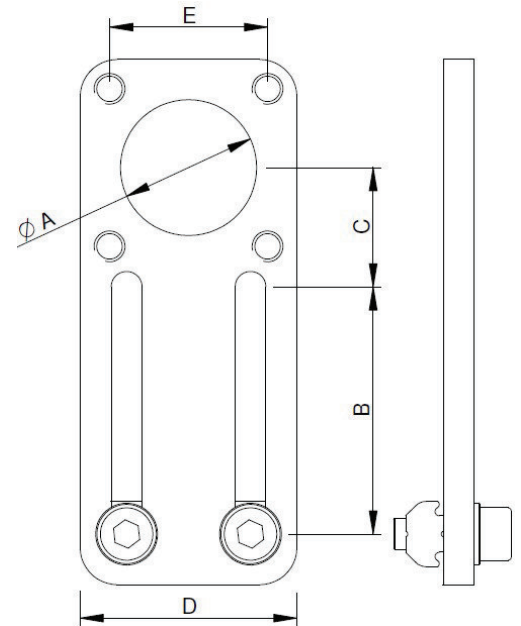
CA.11.08

. Bracket for Cylinder



CYLINDERS

. Staffa per cilindro



Article no.	A	B	C	D	E	M	Weight
CA.11.08.001.X	14	30	19.5	25	15,5	Ø12	35 g
CA.11.08.002.X	18				20	Ø16	35 g
CA.11.08.003.X	22	40	19.3	35	25.5	Ø20	49 g
CA.11.08.004.X	28	35	24	40	28	Ø25	52 g
CA.11.08.005.X	32		27,5	45	34	Ø32	60 g

Table / Tabella

M = Suitable for Cylinder CA.11.17/11.18...

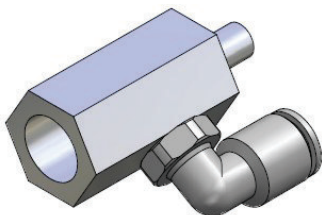
Adatto per cilindri CA.11.17/11.18...

Remarks / Osservazioni:
Material / Materiali:
Aluminium / Alluminio

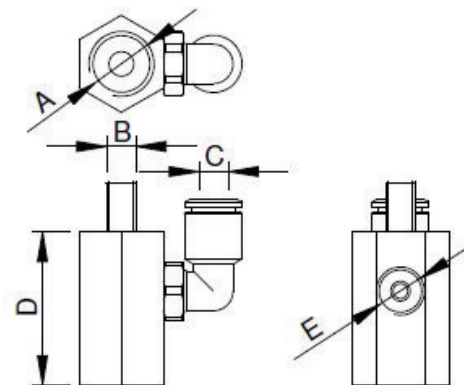
Surface: Silver anodized
Superficie: Argento anodizzato

CA.11.15

. Adapters for vacuum cups



. Collegamento cilindro per ventosa



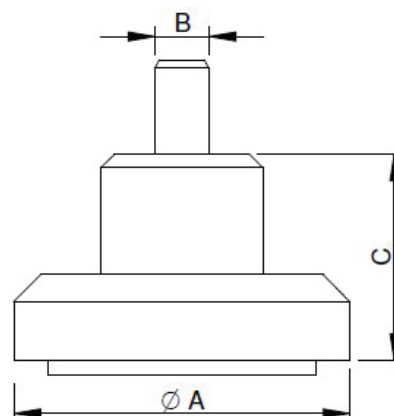

Article no.	A	B	C	D	E	M	Weight
CA.11.15.001	G 1/8	M4	4	24.5	M5	Ø16	13 g
CA.11.15.002		M6				Ø25	15 g
CA.11.15.004		M5				Ø20	21 g
CA.11.15.003	G 1/4	M6	6	31	G 1/8	Ø25	24 g
CA.11.15.005		M8		31		Ø32	22 g

CA.11.04

CYLINDERS

. Cylinder Buffer

. Tampono per cilindro



Article no.	A	B	C	M	Weight
CA.11.04.001	20	M3	14	Ø12	5 g
CA.11.04.002	25	M4	15	Ø16	10 g
CA.11.04.003	30	M5	18	Ø20	17 g
CA.11.04.004	35	M6	19	Ø25	28 g
CA.11.04.005	40	M8	20	Ø32	46 g
CA.11.04.006	20	M5		KHZ/JDR	7 g
CA.11.04.007	40	G 1/8		KHZ/JDR	40 g

Table / Tabella

M = Suitable for Cylinder CA.11.17/11.18...

Adatto per cilindri CA.11.17/11.18...

Remarks / Osservazioni:

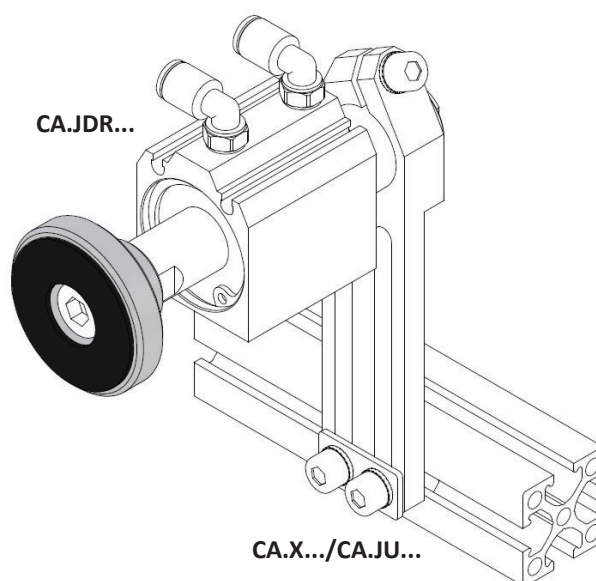
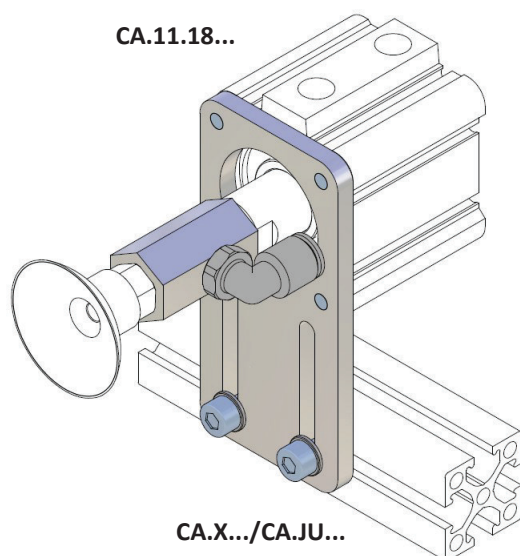
Material / Materiali:

Aluminium / Alluminio

Surface: Silver anodized

Superficie: Argento anodizzato

Application examples / Esempi applicativi

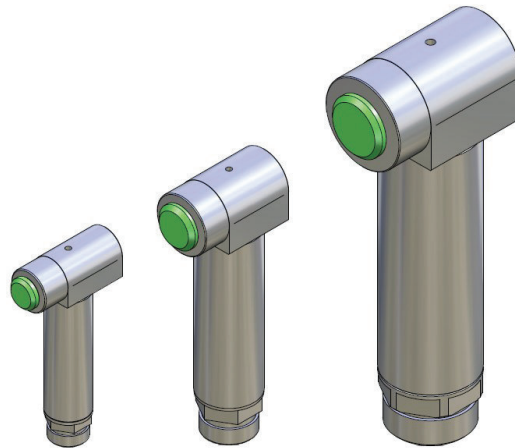


CA.11 PMA

. One finger pneumatic grippers perpendicular acting

PMA

. Pinza perpendicolare per staffaggio



Article no.	Stroke	Piston bore	Gripping force (at 6 bar)	Cycle air consumption	Weight
CA.PMA.1406	6 mm	∅ 10 mm	63 N	0.5 cm ³	47 g
CA.PMA.2010	10 mm	∅ 16 mm	115 N	3.5 cm ³	115 g
CA.PMA.3015	15 mm	∅ 25 mm	230 N	15 cm ³	380 g

Remark / Osservazioni :

Working pressure: 6 bar clean and dry air

Pressione lavorante: 6 bar con aria secca e pulita

Single-acting pneumatic piston drive

Guida per pistone pneumatico ad azione singola

Finger linear motion, perpendicular to the piston

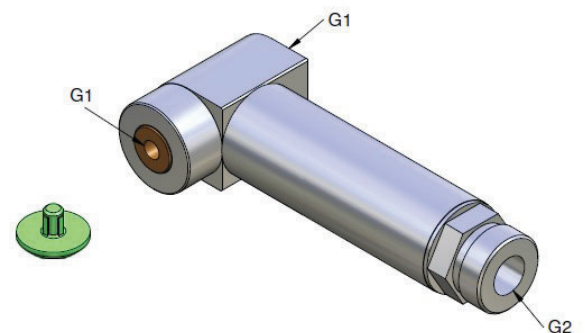
Movimento lineare del dito, perpendicolare al pistone

Finger with through hole, to provide vacuum to a cup

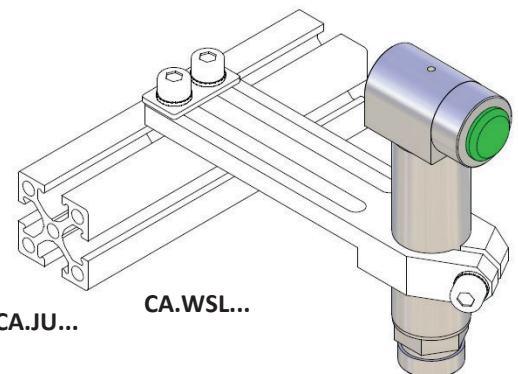
Dito passante per il foro, per fornire vuoto alla ventosa

Removable VITON rubber pad on the finger, for a soft touch

Gommino rimovibile in VITON dal dito, per un tocco soffice



Application example / Esempio applicativo



CA.L.../CA.X.../CA.JU...

CA.WSL...

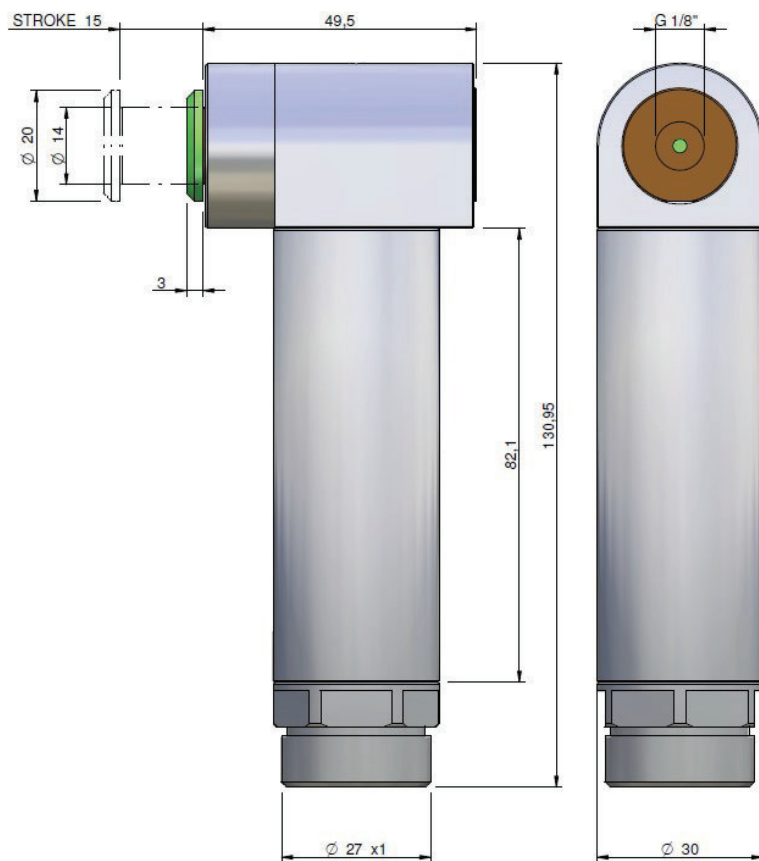
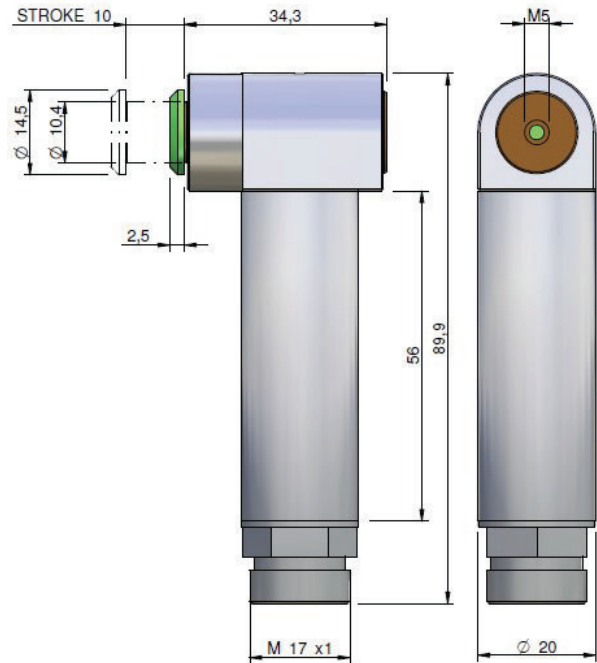
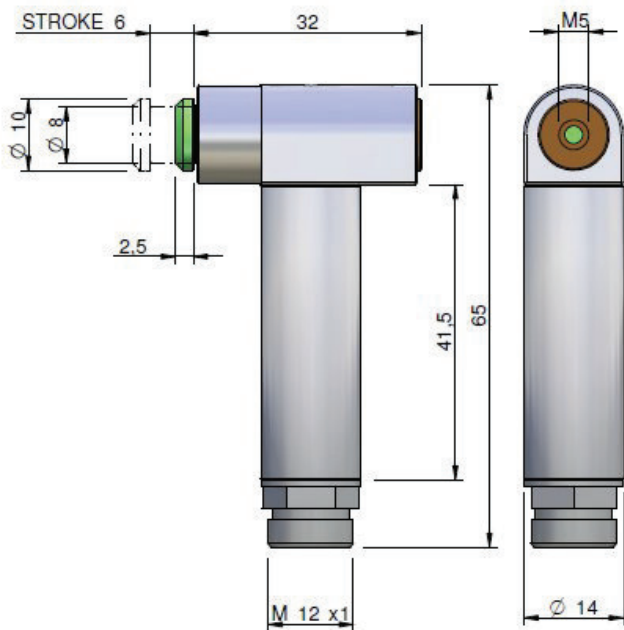
Article no.	G1	G2
CA.PMA.1406	M5	M5
CA.PMA.2010	M5	G 1/8
CA.PMA.3015	G 1/8	G 1/8

CA.11 PMA

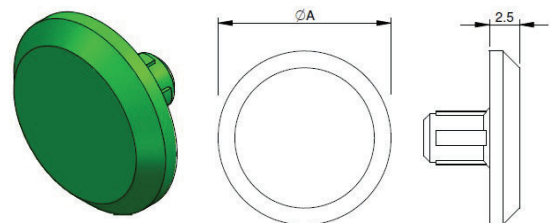
PMA

. Dimensions

. Dimensioni



Article no.	A	Weight
PPS.1406.07.V	10	...
PPS.2010.07.V	14.5	1 g
PPS.3015.07.V	20	4 g

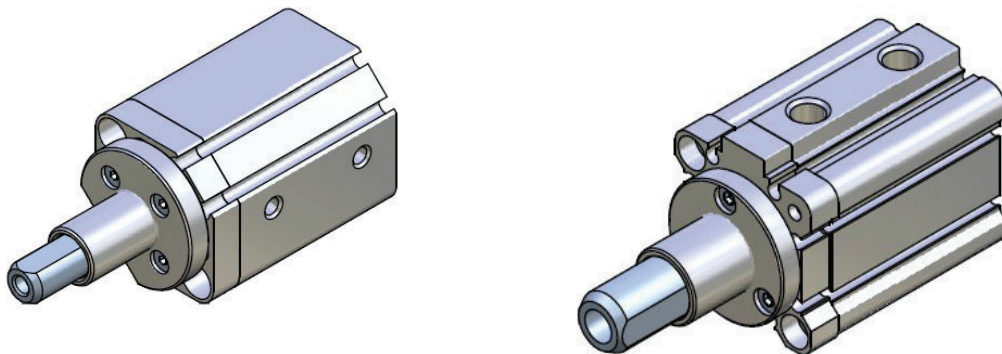


CA.11 KHZ

. Compact Cylinder for vacuum cup

KHZ

. Cilindro per ventosa



Article no.	Piston bore	Stroke	Sensor (optional)	Weight
CA.KHZ.20141005	Ø 20	10	PNP =KT58P3M KT58PM8 NPN = KT58N3M KT58NM8	135 g
CA.KHZ.20143005		30		250 g
CA.KHZ.32201518	Ø 32	15		399 g
CA.KHZ.32203018		30		483 g
CA.KHZ.32205018		50		602 g

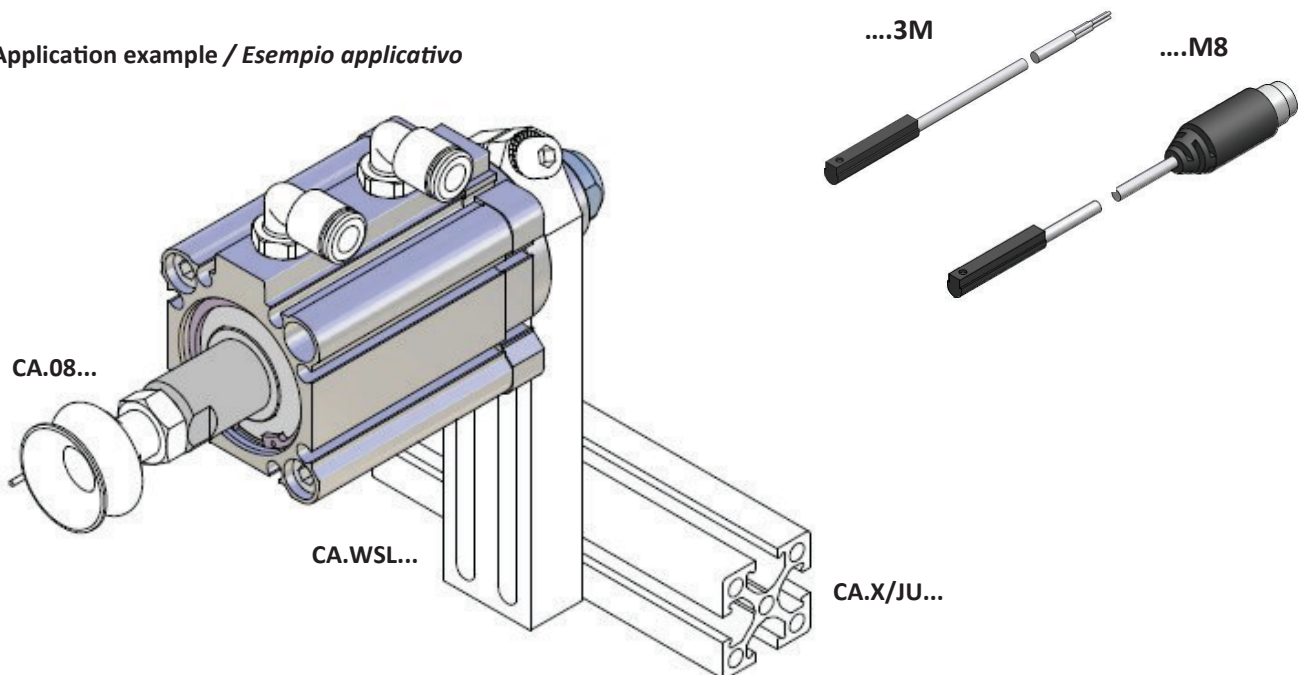
Remarks / Osservazioni:

Cylinder with through rod, non rotational
Cilindro con stelo passante anti Rotazionale

Suitable for applications with suction cups
Adatto per applicazione di ventose

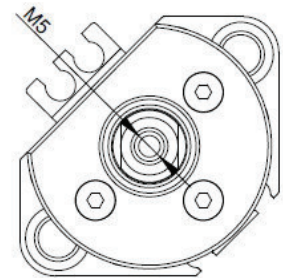
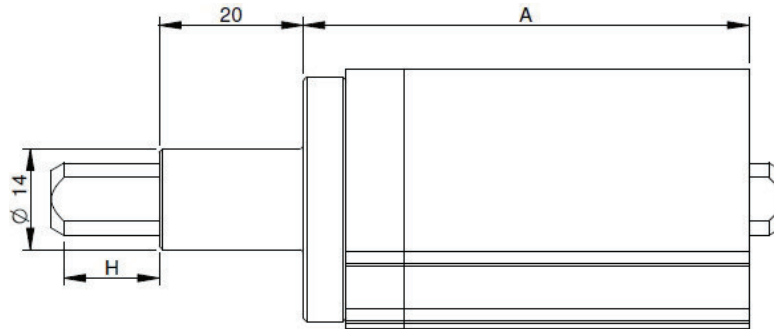
Available in 5 sizes and 5 different strokes
Disponibile in 5 taglie e 5 diverse corse

Application example / Esempio applicativo



CA.11 KHZ

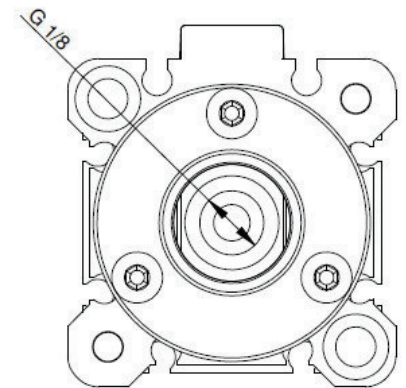
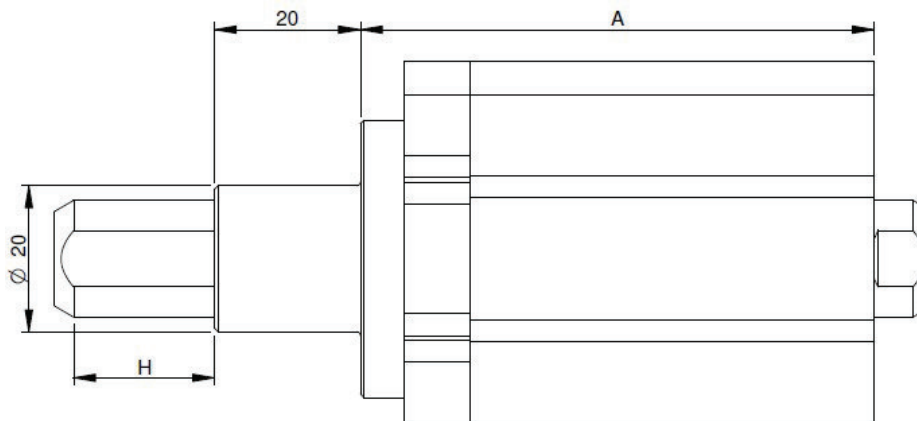
. Dimensions



KHZ

. Dimensioni

Article no.	A	H
CA.KHZ.20141005	62	10
CA.KHZ.20143005	102	30



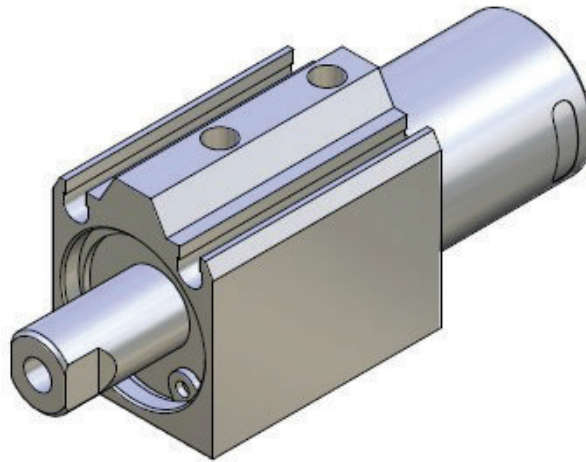
Article no.	A	H
CA.KHZ.32201518	70.5	15
CA.KHZ.32203018	100.5	30
CA.KHZ.32205018	140.5	50

CA.11 JDR

. Compact cylinder for vacuum cup, non rotational

JDR

. Cilindro per Ventosa



Article no.	Piston bore	Stroke	Sensor(optional)	Weight
CA.JDR.141005	Ø 14	10	PNP =KT58P3M	54 g
CA.JDR.142505		25		76 g
CA.JDR.201005	Ø 20	10	KT58PM8	63 g
CA.JDR.301518	Ø 32	15	NPN = KT58N3M	112 g
CA.JDR.303018		30		150 g
CA.JDR.305018		50		200 g

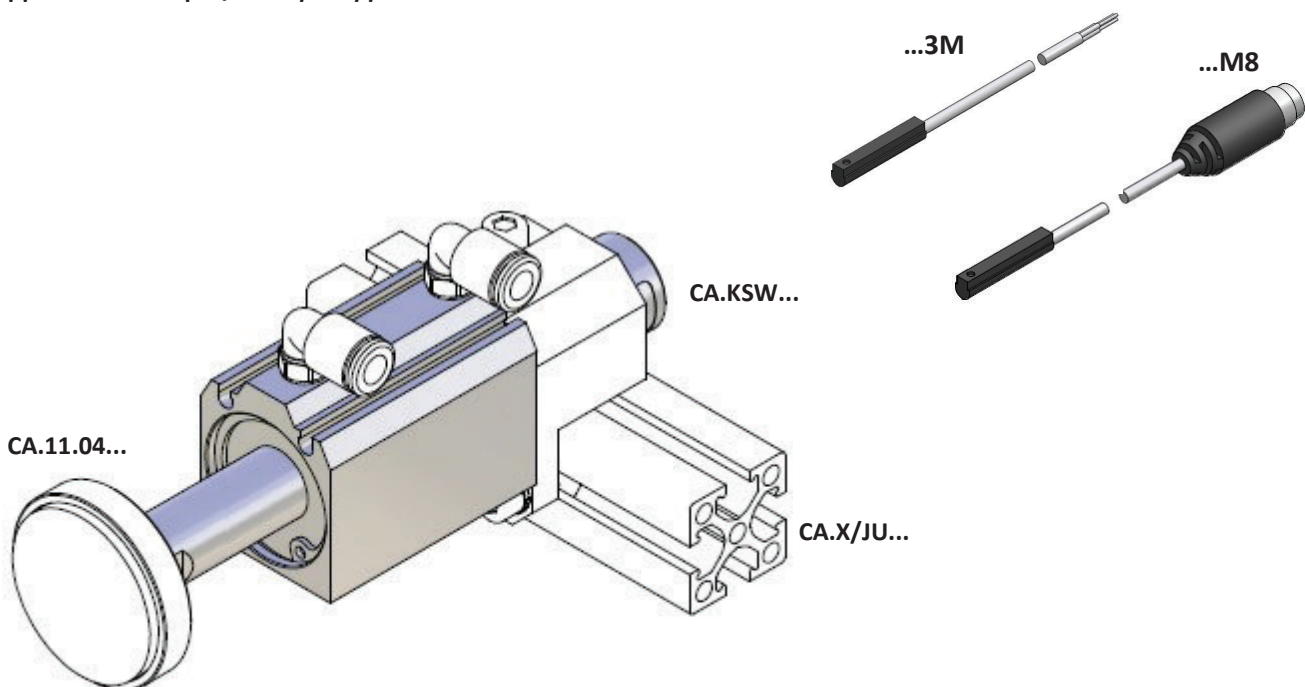
Remarks / Osservazioni:

Cylinder with through rod, non rotational
Cilindro con stelo passante Anti-Rotazionale

Suitable for applications with suction cups
Adatto per applicazione di ventose

Available in 6 sizes and 6 different strokes
Disponibile in 6 taglie e 6 diverse corse

Application example / Esempio applicativo

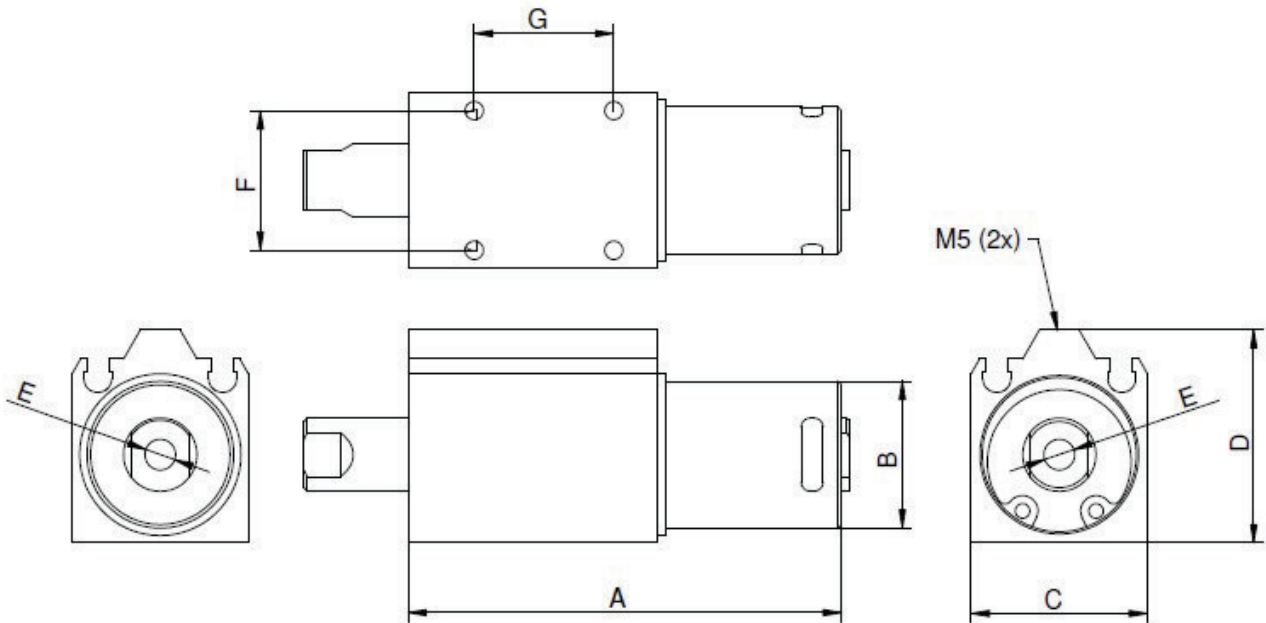


CA.11 JDR

JDR

. Dimensions

. Dimensioni



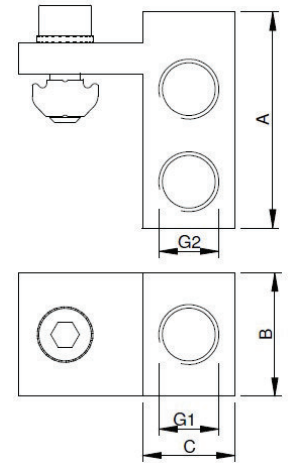
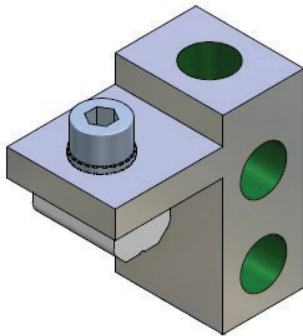
Article no.	A	B	C	D	E	F	G	H
CA.JDR.141005	64	∅ 14	24	29	M5	19	19	10
CA.JDR.142505	94							25
CA.JDR.201005	64	∅ 20	34	39	G 1/8	28	28	10
CA.JDR.301518	72							15
CA.JDR.303018	100							30
CA.JDR.305018	140							50

CA.12 VTB

PNEUMATIC

. Air vacuum manifold 1 - 4

. Distributore aria 1 - 4



1 Main connection - 4 output terminal / 1 connessione principale - 4 uscite

Table / Tabella

M = Suitable for PROFILE...
Adatto per PROFILI....

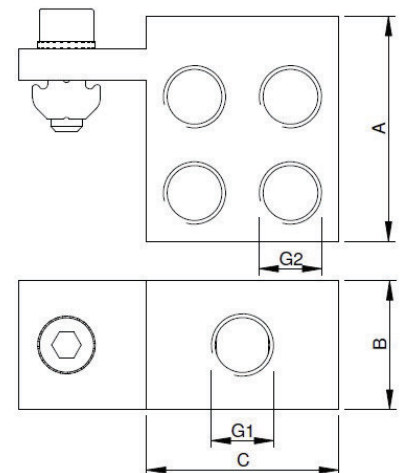
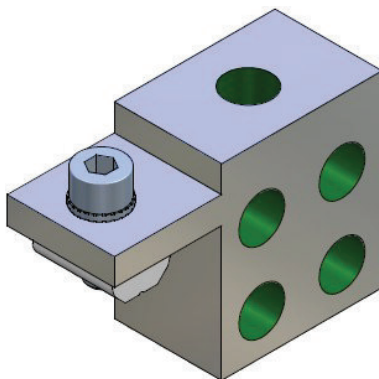
Article no.	A	B	C	G1	G2	M	Weight
CA.VTB.X.141818	35	20	15	G 1/8	G 1/8	X	35 g
CA.VTB.JU.141818						JU	37 g

Remarks / Osservazioni:
Material / Materiale:
Aluminium / Alluminio

Surface: Silver anodized
Superficie: Argento anodizzato

. Air vacuum manifold 1 - 8

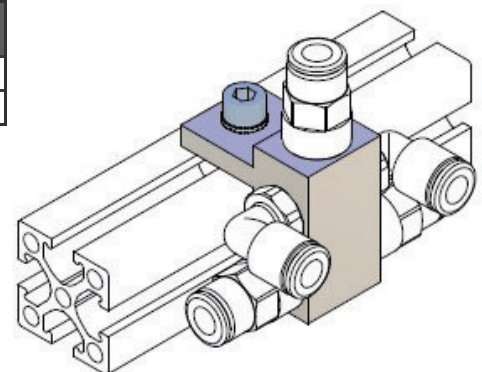
. Distributore aria 1 - 8



1 Main connection - 8 output terminal / 1 connessione principale - 8 uscite

Article no.	A	B	C	G1	G2	M	Weight
CA.VTB.X.181818	35	20	30	G 1/8	G 1/8	X	55 g
CA.VTB.JU.181818						JU	58 g

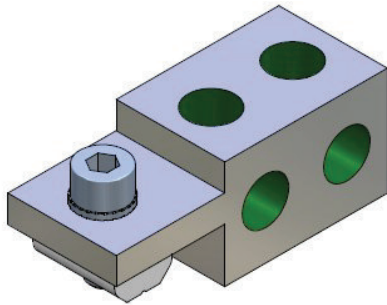
Application example / Esempio applicativo



CA.12 VTB

PNEUMATIC

. Air vacuum manifold 2 - 4



2 Main connection - 4 output terminal / 2 connessioni principali - 4 uscite

Article no.	A	B	C	G1	G2	M	Weight
CA.VTB.X.241818	20	20	30	G 1/8	G 1/8	X	39 g
CA.VTB.JU.241818	40					JU	41 g

. Distributore aria 2 - 4

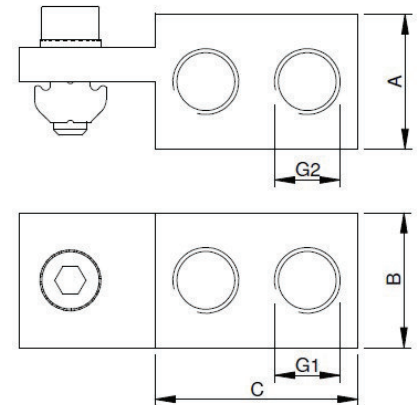
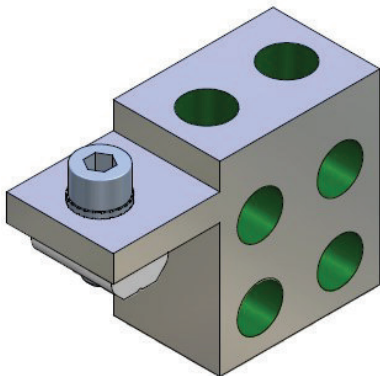


Table / Tabella
M = Suitable for PROFILE...
Adatto per PROFILI...

Remarks / Osservazioni:
Material / Materiale:
Aluminium / Alluminio

Surface: Silver anodized
Superficie: Argento anodizzato

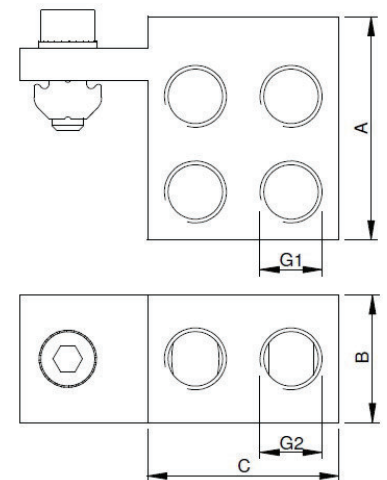
. Air vacuum manifold 2 - 8



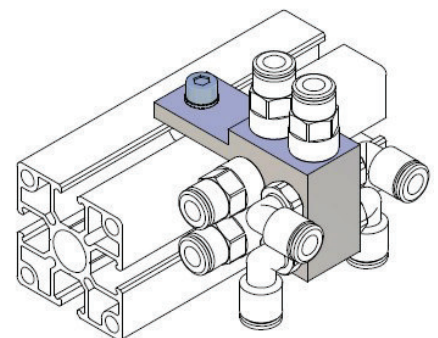
2 Main connection - 4 output terminal / 2 connessioni principali - 8 uscite

Article no.	A	B	C	G1	G2	M	Weight
CA.VTB.X.281818	35	20	30	G 1/8	G 1/8	X	54 g
CA.VTB.JU.281818						JU	57 g

. Distributore aria 2 - 8



Application example / Esempio applicativo

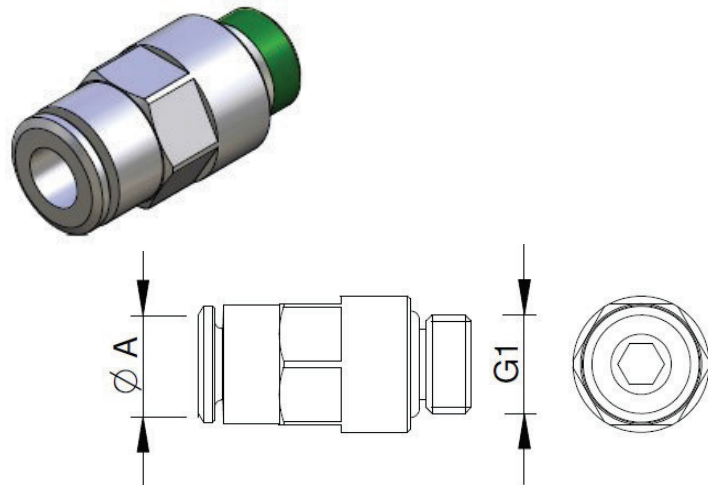


CA.12.05
PNEUMATIC

. Straight male adapter (parallel)

. Raccordo diritto

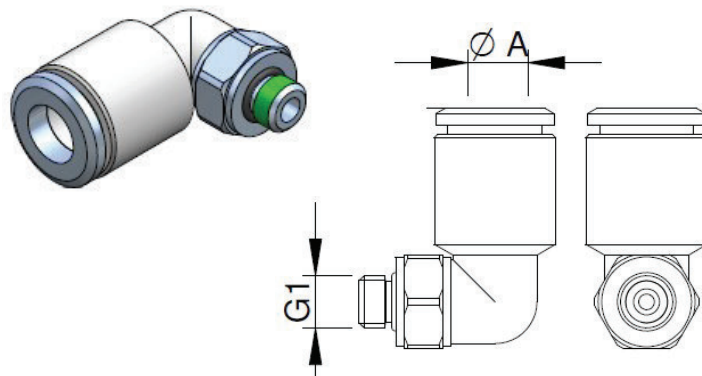
Article no.	A	G1	Weight
CA.12.05.015	∅ 4	M5	4 g
CA.12.05.016	∅ 6		G 1/8
CA.12.05.017			
CA.12.05.023	∅ 3	M3	1 g
CA.12.05.024		M5	
CA.12.05.044	∅ 4	G 1/8	10 g
CA.12.05.047	∅ 6	G 1/4	13 g
CA.12.05.048			17 g
CA.12.05.049	∅ 8	G 3/8	27g



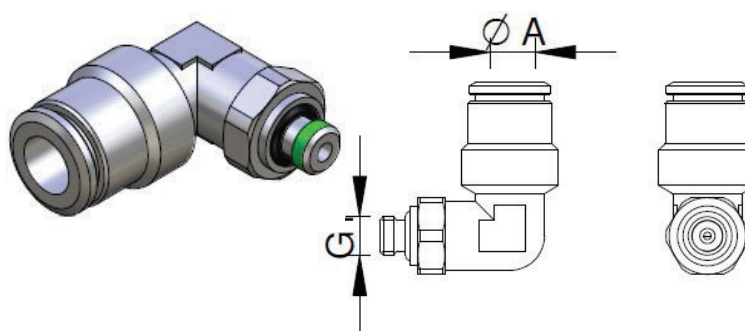
. Orienting elbow male adapter (parallel)

. Raccordo gomito

Article no.	A	G1	Weight
CA.12.05.001	∅ 4	M5	4 g
CA.12.05.002	∅ 6		G 1/8
CA.12.05.003			
CA.12.05.038	∅ 8	G 1/4	11 g
CA.12.05.039			13 g
CA.12.05.040	∅ 4	G 1/8	7 g



Article no.	A	G1	Weight
CA.12.05.018	∅ 4	M5	12 g
CA.12.05.019	∅ 6	G 1/8	19 g
CA.12.05.020		M5	14 g
CA.12.05.021	∅ 3	M3	5 g
CA.12.05.022		M5	6 g



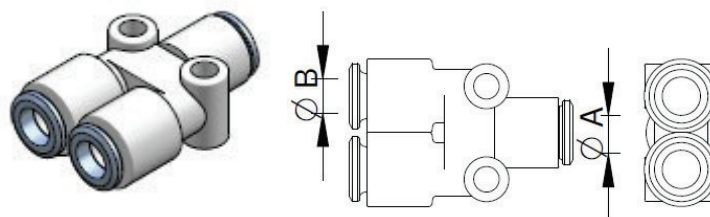
CA.12.05

PNEUMATIC

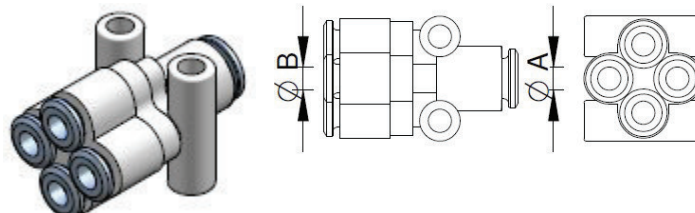
. Y connector

. Raccordo Y

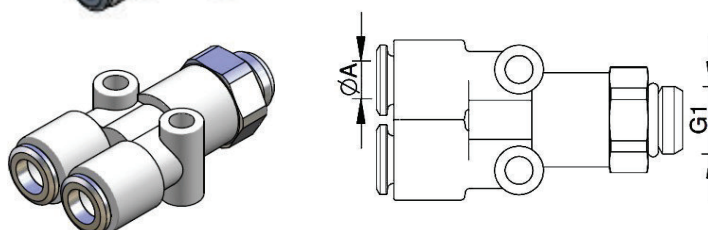
Article no.	A	B	Weight
CA.12.05.004	∅ 4	2 x ∅ 4	6 g
CA.12.05.005	∅ 6	2 x ∅ 6	9 g
CA.12.05.006		2 x ∅ 4	7 g
CA.12.05.007	∅ 8	2 x ∅ 6	11 g
CA.12.05.034	∅ 3	2 x ∅ 3	5 g



Article no.	A	B	Weight
CA.12.05.008	∅ 6	4 x ∅ 4	12 g
CA.12.05.009	∅ 8	4 x ∅ 6	17 g



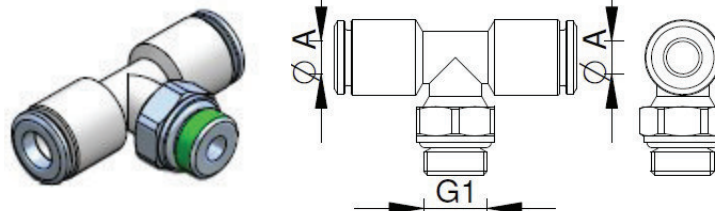
Article no.	A	G1	Weight
CA.12.05.050	∅ 4	G 1/8	13 g
CA.12.05.051	∅ 6		15 g



. Orienting Tee male adapter (parallel) – centre leg

. Raccordo T centrale girevole

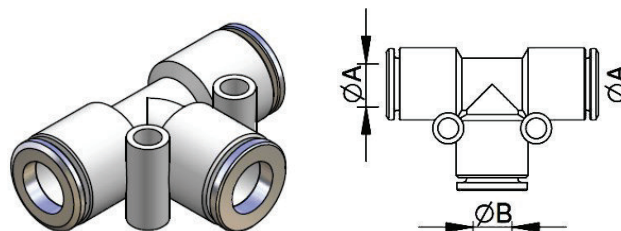
Article no.	A	G1	Weight
CA.12.05.028	∅ 4	M5	7 g
CA.12.05.029		G 1/8	9 g
CA.12.05.030	∅ 6	M5	11 g
CA.12.05.031	∅ 6		9 g



. Tee Connector

. Raccordo a T intermedio

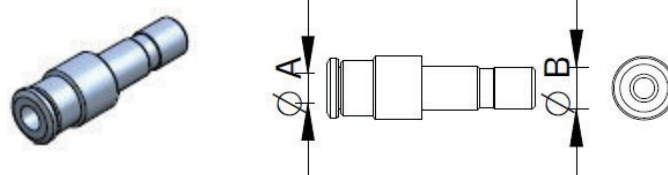
Article no.	A	B	Weight
CA.12.05.012	∅ 4	∅ 4	6 g
CA.12.05.013	∅ 6	∅ 6	9 g
CA.12.05.014	∅ 8	∅ 8	14 g



. Reducer Junction

. Riduzione

Article no.	A	B	Weight
CA.12.05.035	∅ 3	∅ 4	2 g
CA.12.05.042	∅ 4	∅ 6	9 g



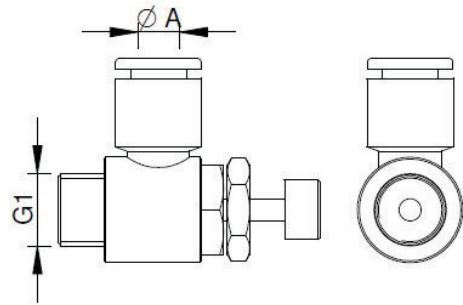
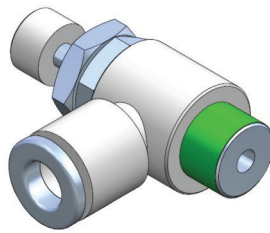
CA.12.05

PNEUMATIC

. Speed Controller

. *Regolatore flusso*

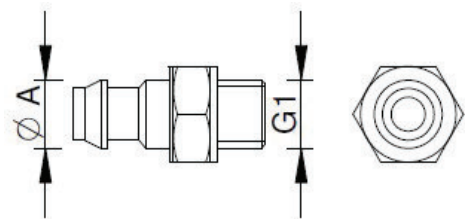

Article no.	A	G1	Weight
CA.12.05.RF1806	∅ 6	G 1/8	17 g
CA.12.05.RF1804	∅ 4		
CA.12.05.RFM504	∅ 6	M5	7 g
CA.12.05.RFM506			



. Straight fitting

. *Raccordo a resca dritto metallico*

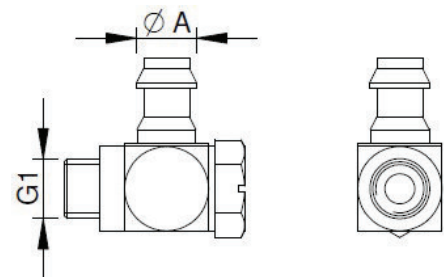

Article no.	A	G1	Weight
CA.12.05.M5AU3	∅ 3	M5	1 g
CA.12.05.M5AU4	∅ 4		
CA.12.05.M5AU6	∅ 6		



. Adjustable-position elbow fitting

. *Raccordo a resca metallico*

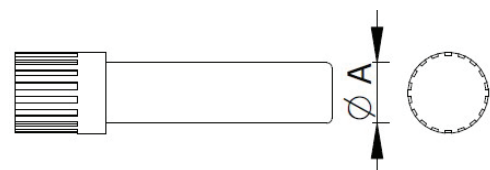
Article no.	A	G1	Weight
CA.12.05.M5ALHU3	∅ 3	M5	3 g
CA.12.05.M5ALHU4	∅ 4		
CA.12.05.M5ALHU6	∅ 6		



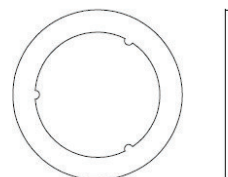
. Plug polyamede

. *Tappo Maschio*

Article no.	A	Weight
CA.12.05.036	∅ 4	1 g
CA.12.05.037	∅ 6	



Article no.	M
CA.08.09.05	M5
CA.08.09.18	G 1/8
CA.08.09.14	G 1/4



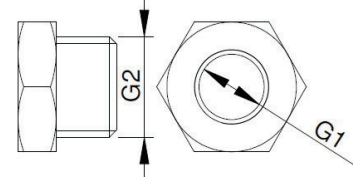

CA.08.14

PNEUMATIC

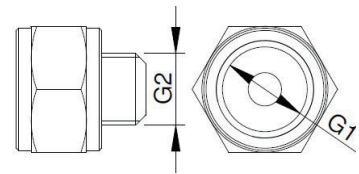
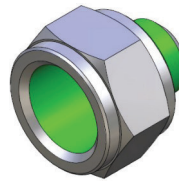
. Reducer (parallel)

. Riduzione cilindrica

Article no.	G1	G2	Weight
CA.08.14.001	M5	G 1/8	8 g
CA.08.14.002	M6		
CA.08.14.003	G 1/8	G 1/4	11 g
CA.08.14.004	M6		
CA.08.14.022	G 1/4	G 3/8	12 g



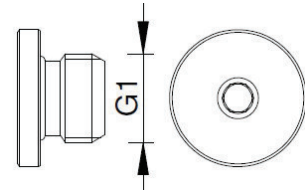

Article no.	G1	G2	Weight
CA.08.14.018	G 1/8	M5	7 g
CA.08.14.019	G 1/4	G 1/8	14 g



. Male plug (parallel)

. Tappo testa cilindrica

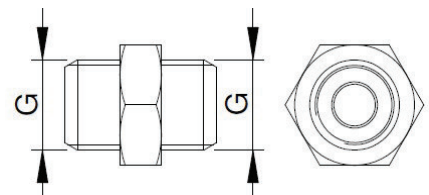
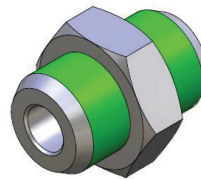
Article no.	G1	Weight
CA.08.14.013	M5	3 g
CA.08.14.014	G 1/8	4 g
CA.08.14.015	G 1/4	7 g



. Nipple (parallel)

. Nipplo cilindrico

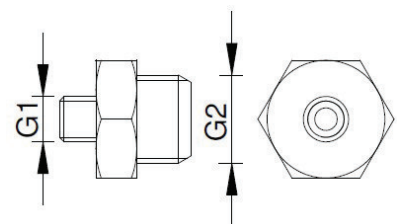
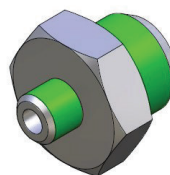
Article no.	G	Weight
CA.08.14.021	M5	2 g
CA.08.14.005	G 1/8	9 g
CA.08.14.006	G 1/4	15 g



. Nipple (parallel)

. Nipplo di riduzione cilindrica

Article no.	G1	G2	Weight
CA.08.14.011	M5	G 1/8	8 g
CA.08.14.012	G 1/8	G 1/4	15 g



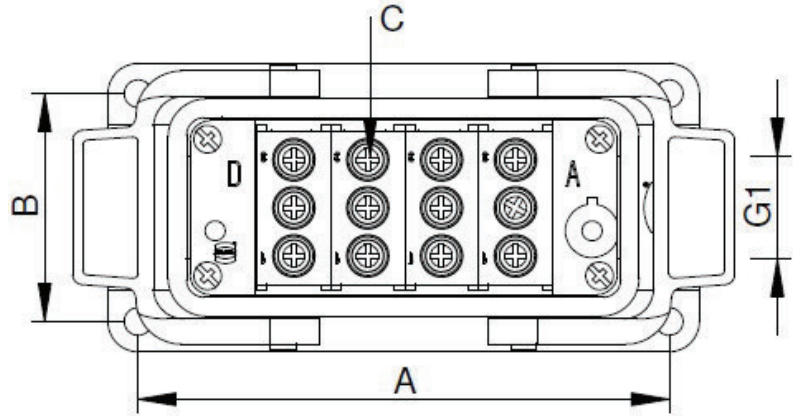

CA.12 SCAR - SCAG

. Mounting case

PNEUMATIC

. Connessione pneumatica Harting

Robot side RS Lato Robot

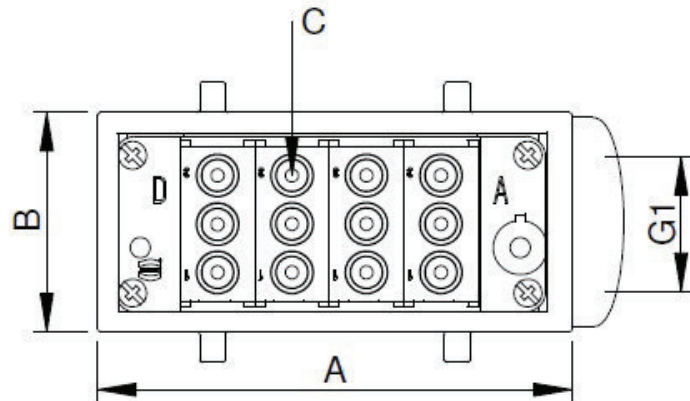



Article no.	A	B	G1	C	Weight
CA.SCAR.12P00E	105	45	PG21	12x Ø 6	405 g

. Grommet case

. Connessione pneumatica Harting

Gripper side GS Lato Mano



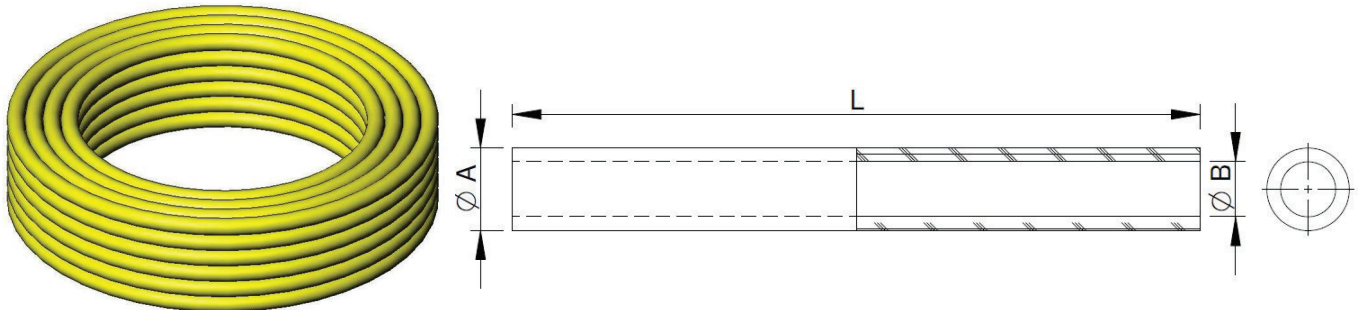
Article no.	A	B	G1	C	Weight
CA.SCAG.12P00E	93	43	PG21	12x Ø 6	361 g

CA.15.01

PNEUMATIC

. Hoses

. Tubo Poliuretano



Article no.	Colour	A	B	L [mt]
CA.15.01.011	Neutral	3	1.5	25 mt
CA.15.01.010				
CA.15.01.001	Blue	4	2.5	
CA.15.01.004	Yellow			
CA.15.01.007	Red			
CA.15.01.019	Black			
CA.15.01.020	Green			
CA.15.01.009	Neutral	6	4	
CA.15.01.002	Blue			
CA.15.01.003	Yellow			
CA.15.01.006	Red			
CA.15.01.015	Black			
CA.15.01.014	Green			
CA.15.01.016	Gray	8	5.5	
CA.15.01.012	Neutral			
CA.15.01.005	Yellow			
CA.15.01.008	Red			

Table / Tabella

A = Outer diameter
Diametro esterno

B = Inner diameter
Diametro interno

L = Length
Lunghezza

Remarks / Osservazioni :

Polyurethane hose for compressed air suitable for use with push-in fittings.

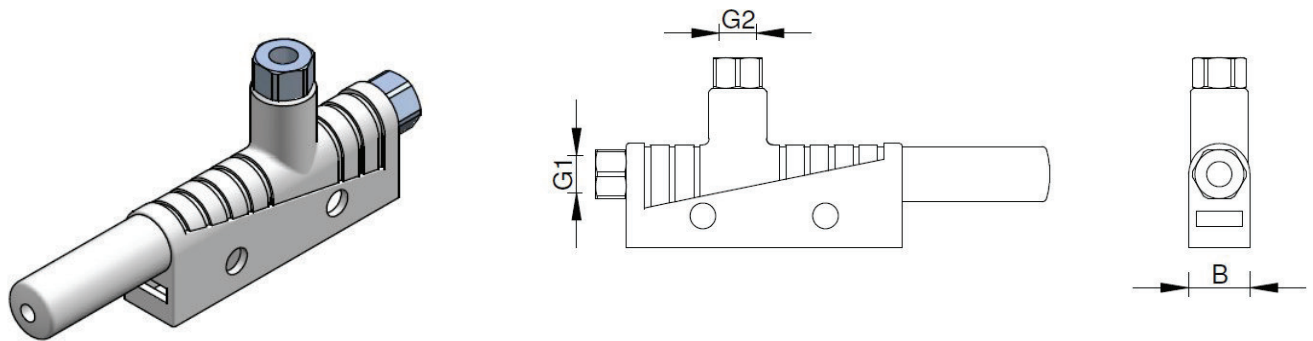
Tubo in poliuretano per aria compressa adatto per l'uso con raccordi ad innesto rapido

CA.12 SBP

. Basic Ejector

PNEUMATIC

. Eiettore base



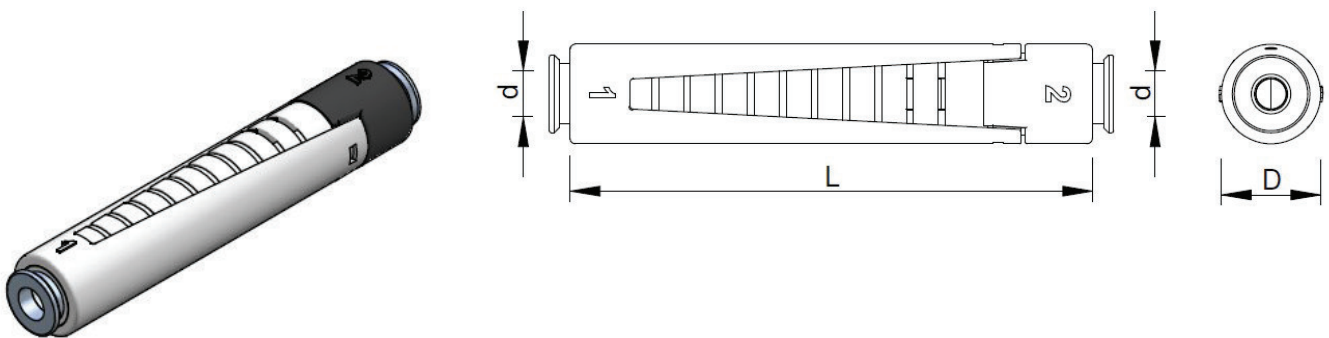
Article no.	G1	G2	B	∅	Weight
CA.SBP.10.G02	G 1/8	G 1/8	10	1	22 g
CA.SBP.15.G02			15	1.5	
CA.SBP.20.G03	G 1/4	G 3/8	20	2.0	50 g

CA.12 SLP

. Inline Ejector

PNEUMATIC

. Eiettore inline



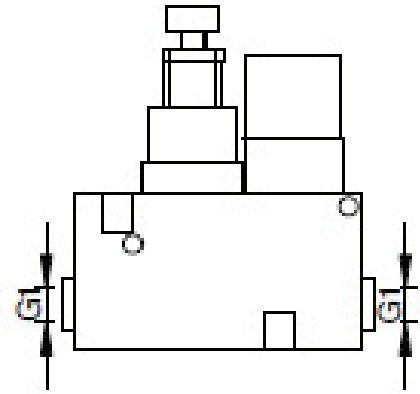
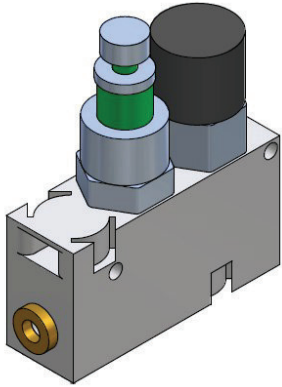
Article no.	d	D	L	∅	Weight
CA.SLP.05.SI	4	10	57	0.5	5 g
CA.SLP.07.SI				0.7	

CA.11

PNEUMATIC

. Pressure Regulator

. Micro regolatore di pressione



Article no.	G1	Weight
CA.11.06.001	4	30 g

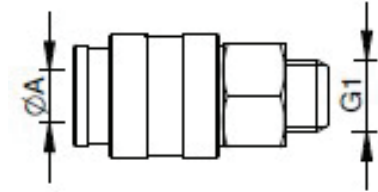

CA.12

PNEUMATIC

. Quick coupling socket

. Innesto rapido mini femmina

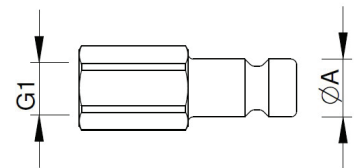
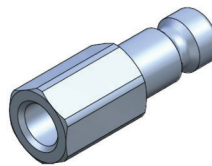
Article no.	A	G1	Weight
CA.12.06.003	2.5	M5	8 g
CA.12.06.001	5.0	G 1/8	27 g
CA.12.06.007	7	G 1/4	70 g



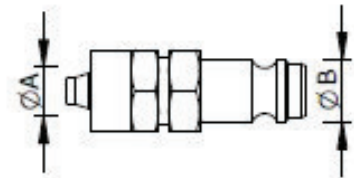

. Plug-In Nipple

. Innesto rapido mini maschio

Article no.	A	G1	Weight
CA.12.06.008	2.5	M5	3 g
CA.12.06.005	5.0	G 1/8	14 g
CA.12.06.006	7	G 1/4	23 g



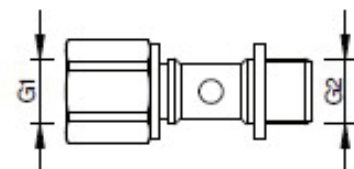

Article no.	A	B	Weight
CA.12.06.004	4	2.5	5 g
CA.12.06.002	6	5.0	18 g



. Pneumatic Hollow bolt

. Asta per anello pneumatico

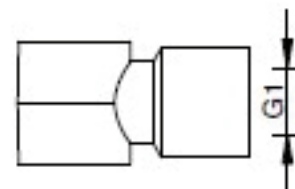
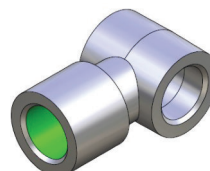
Article no.	G1	G2	Weight
CA.01.08.005	M5	M5	3 g
CA.01.08.003	G 1/8	G 1/8	17 g
CA.01.08.006	G 1/4	G 1/4	28 g



. Pneumatic ring connection

. Anello pneumatico

Article no.	G1	M	Weight
CA.01.08.008	M5	CA.01.08.005	6 g
CA.01.08.004	G 1/8	CA.01.08.003	15 g
CA.01.08.007	G 1/4	CA.01.08.006	20 g

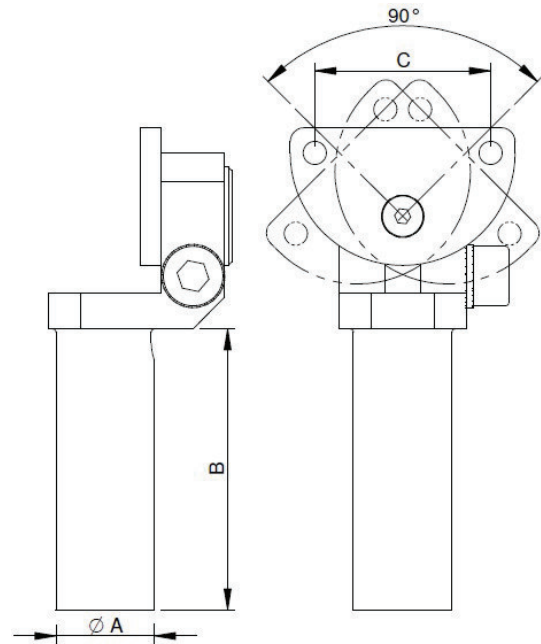
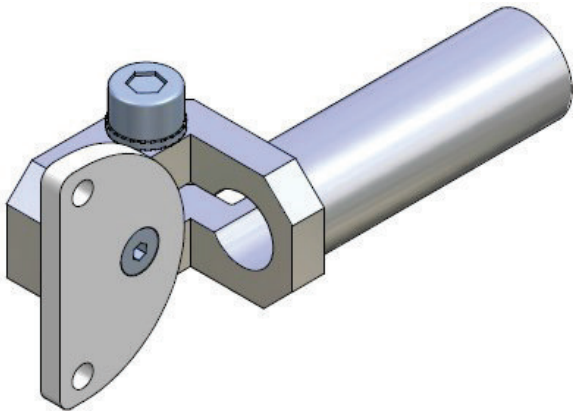


CA.14 ATK

SENSORS

. Adapter for Part Control

. Staffa snodata per sensore



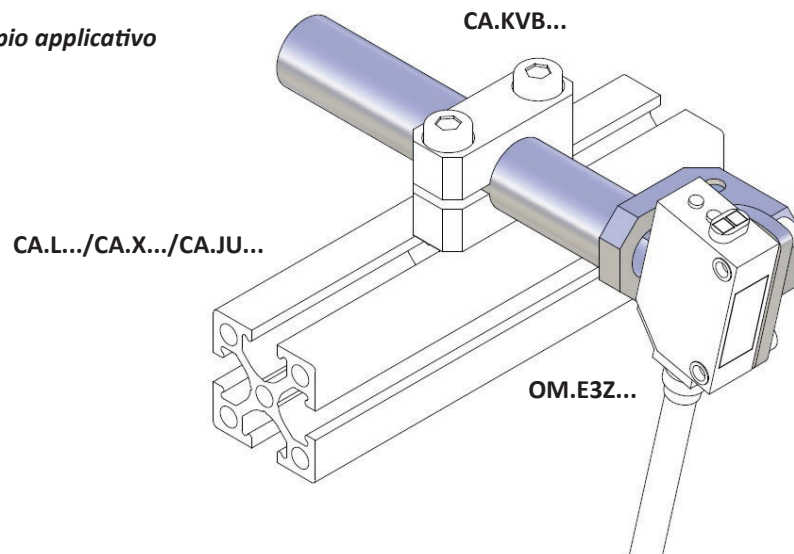
Remarks / Osservazioni:

For Part Control OM.E3Z...
Per sensore OM.E3Z...

Material / Materiale :
Anodized aluminum / Alluminio anodizzato

Article no.	A	B	C	Weight
CA.ATK.10.10.30	10	30	25	23 g
CA.ATK.10.10.60		60		26 g
CA.ATK.10.10.90		90		29 g
CA.ATK.10.14.40	14	40		36 g
CA.ATK.10.14.80		80		44 g
CA.ATK.10.14.120		120		52 g

Application example / Esempio applicativo

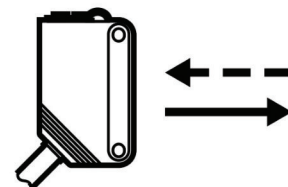
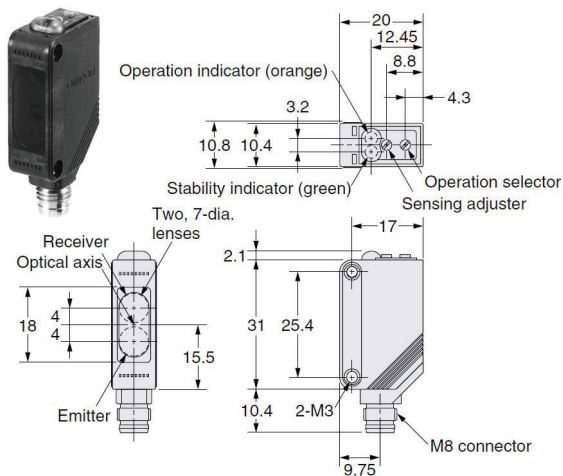


CA.14 OM.E3Z

SENSORS

. Diffuse reflective

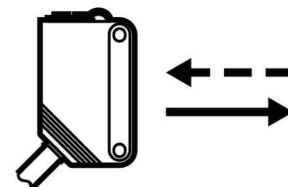
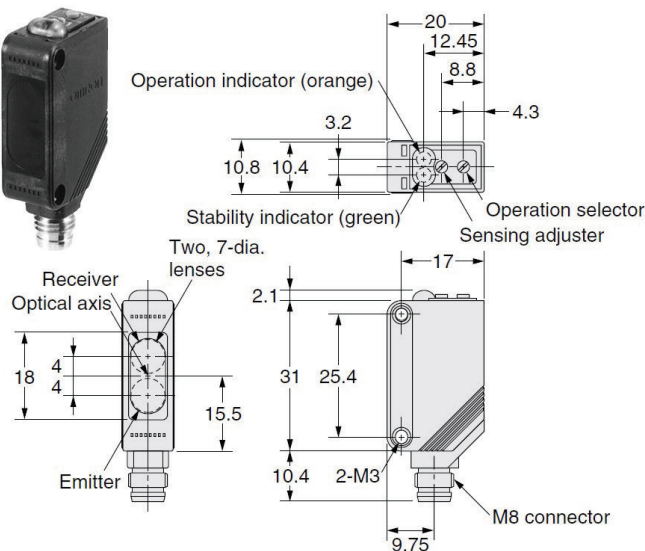
. Fotosens tast. diretto fascio largo



Article no.	Output	Power supply voltage	Sensor type	Sensing distance	Connector method
OM.E3Z-D86.OMS	PNP	12 to 24 VDC ±10%	Diffuse - reflective	5 to 100 mm (wide view)	Connector type M8 4pin
OM.E3Z-D66.OMS	NPN				

. Laser Thin beam type (1 mm) reflective model

. Fotosens. tast. diretto fascio 1 mm



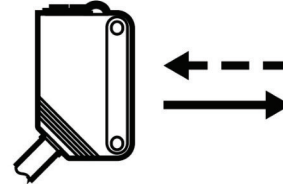
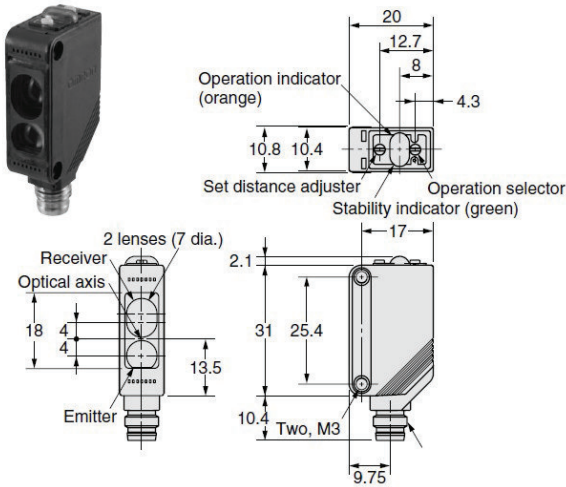
Article no.	Output	Power supply voltage	Sensor type	Sensing distance	Connector method
OM.E3Z-LL86.OMS	PNP	12 to 24 VDC ±10%	Laser Thin beam type reflective model	90 ±30 mm	Connector type M8 4pin
OM.E3Z-LL66.OMS	NPN				

CA.14 OM.E3Z

SENSORS

. Distance-settable (Laser)

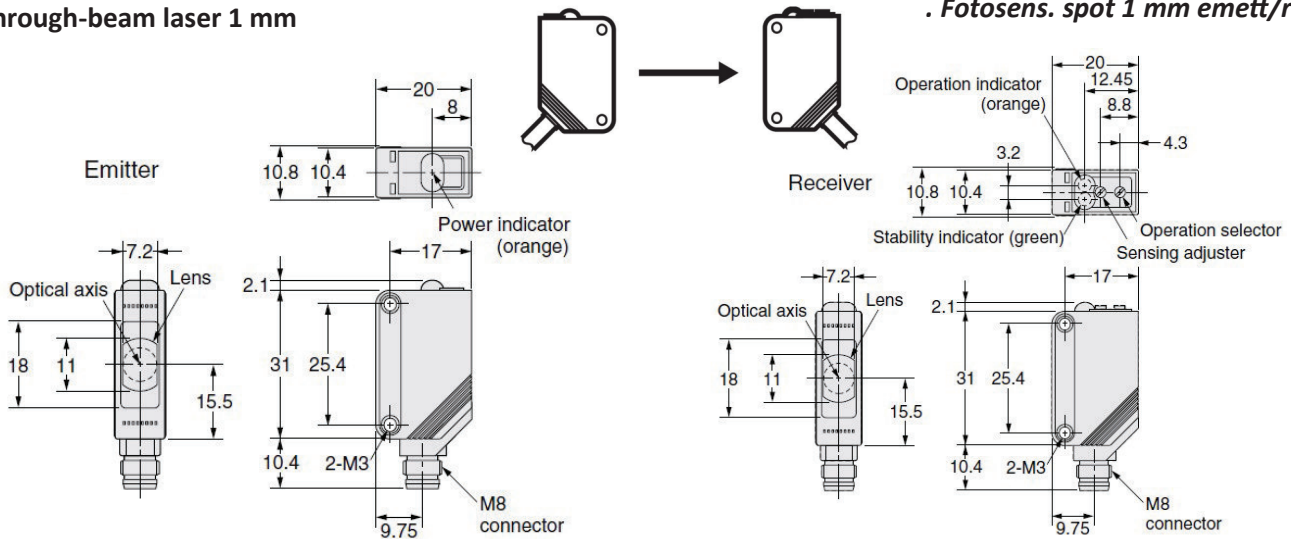
. Fotosen sopp. di sfondo regolabile



Article no.	Output	Power supply voltage	Sensor type	Sensing distance	Connector method
OM.E3Z-LS86.OMS	PNP	12 to 24 VDC \pm 10%	Distance-settable	30 to 200 mm	Connector type M8 7 4pin
OM.E3Z-LS66.OMS	NPN				

. Through-beam laser 1 mm

. Fotosens. spot 1 mm emett/ricev



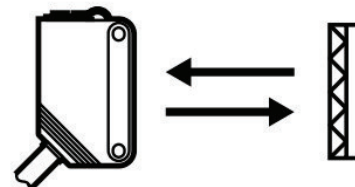
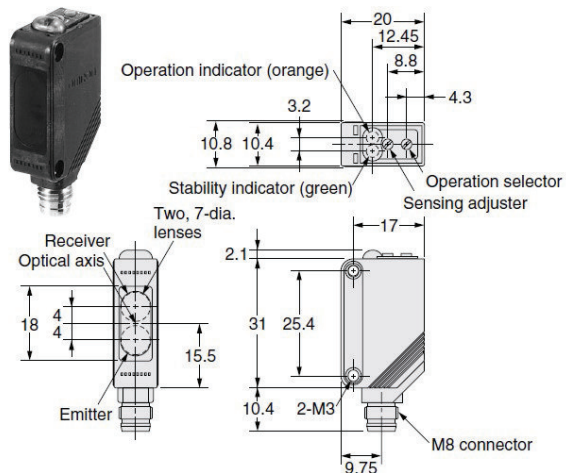
Article no.	Output	Power supply voltage	Sensor type	Sensing distance	Connector method
OM.E3Z-LT86.OMS	PNP	12 to 24 VDC \pm 10%	Through-beam	15 m	Connector type M8 4pin
OM.E3Z-LT66.OMS	NPN				

CA.14 OM.E3Z

SENSORS

. Retroreflective model

. Fotosens. per catarifrangente regol. fascio largo



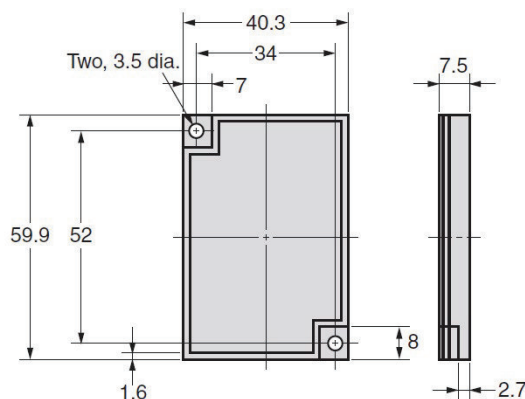
Article no.	Output	Power supply voltage	Sensor type	Sensing distance	Connector method
OM.E3Z-R86.OMS	PNP	12 to 24 VDC $\pm 10\%$	Retroreflective model	4 m	Connector type M8 4pin
OM.E3Z-R66.OMS	NPN				

. Reflector (order separately)

. Catarifrangente per sensori



Material:
Reflective surface: acrylic
Rear surface: ABS



Article no.

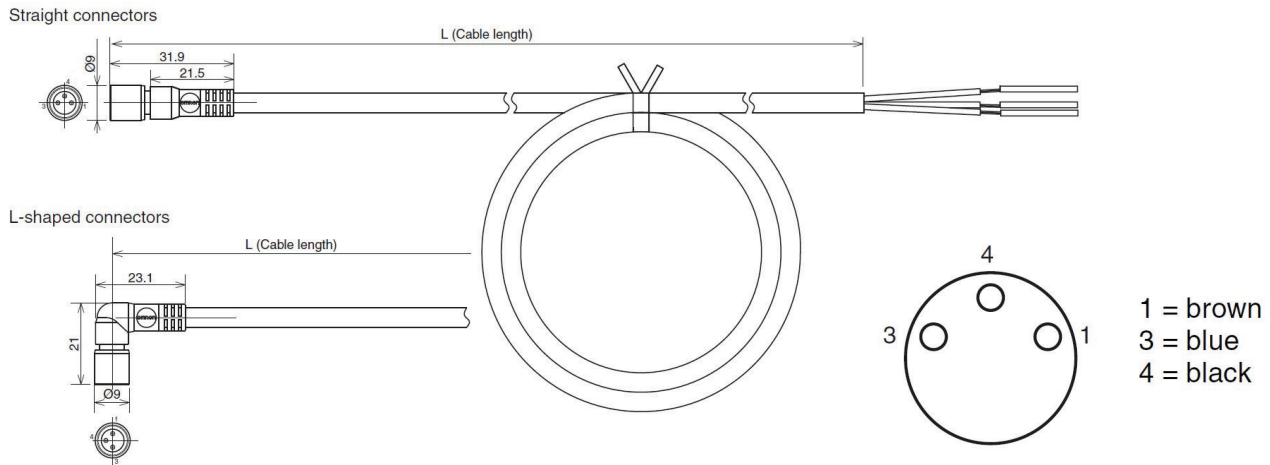
OM.E39-R1S

CA.14 OM.XS3F

SENSORS

. M8 Screw-on cable connectors 3 - wires

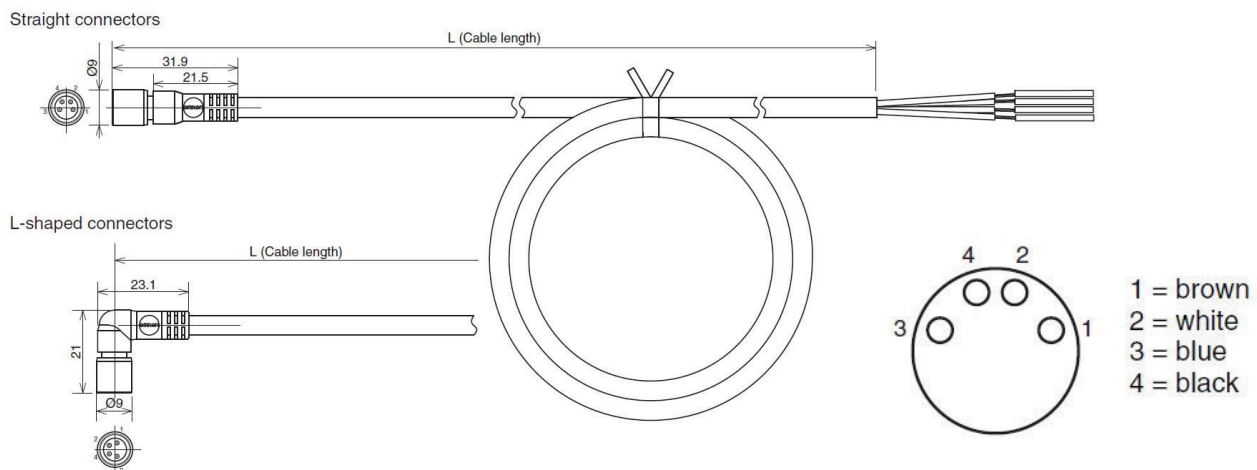
. Connettori femmina M8 precablati 3 fili



Article no.	Type	Size	Features	Cable length
OM.XS3F.M83S5M	Straight connector	M8	3 - wires	5 m
OM.XS3F.M83A5M	L - shaped connectors			

. M8 Screw-on cable connectors 4 - wires

. Connettori femmina M8 precablati 4 fili



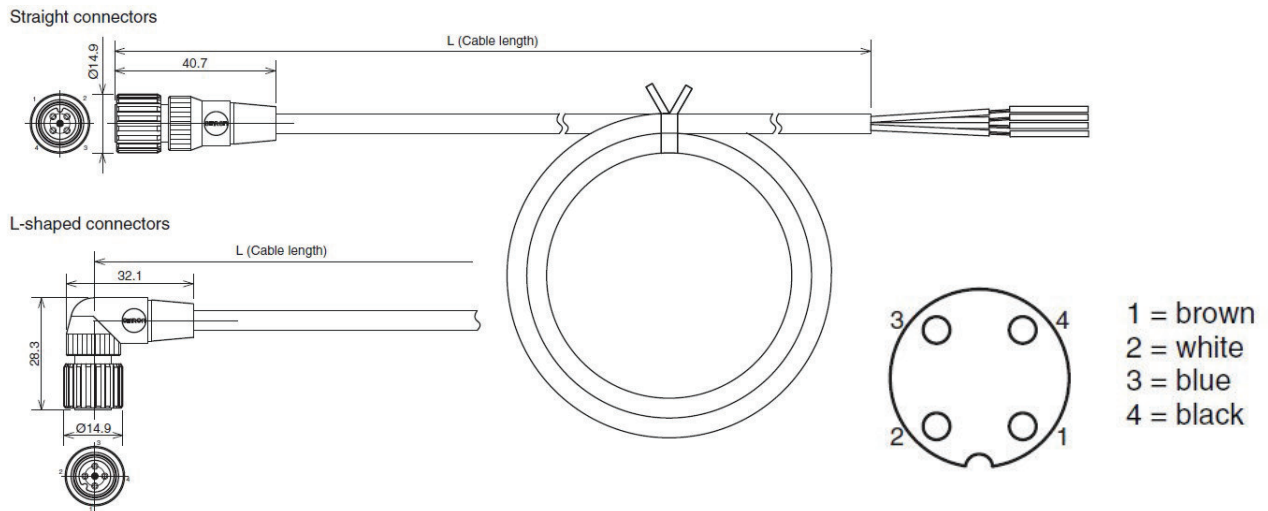
Article no.	Type	Size	Features	Cable length
OM.XS3F.M84S5M	Straight connector	M8	4 - wires	5 m
OM.XS3F.M84A5M	L - shaped connectors			

CA.14 OM.XS2F

SENSORS

. M12 Screw-on cable connectors 4 - wires

. Connettori femmina M12 precablati 4 fili




Article no.	Type	Size	Features	Cable length
OM.XS2F.M124S5M	Straight connector	M12	4 - wires	5 m
OM.XS2F.M124A5M	L - shaped connectors			

CA.14 KT


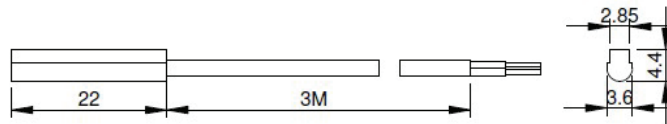
SENSORS

. Sensor

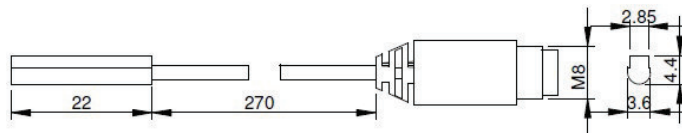
. Sensore



KT58P3M/KT58N3M

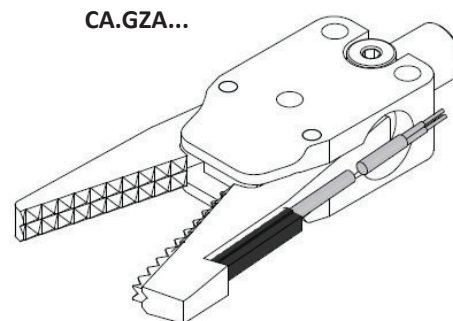
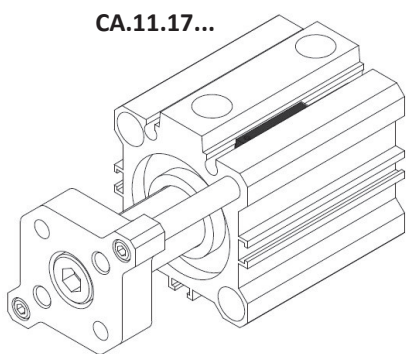


KT58PM8/KT58NM8



Article no.	Sensor with cable	Weight
KT58PM8	3 wires electronic PNP normally Open M8 plug connector	4 g
KT58P3M	3 wires electronic PNP normally Open mt 3 cable	
KT58NM8	3 wires electroic NPN normally Open M8 plug connector	
KT58N3M	3 wires electronic NPN normally Open mt 3 cable	
KT58REQD	2 wires Reed Switch Normally Open M8 plug connector	

Application examples / Esempi applicativi



CA.14 KT

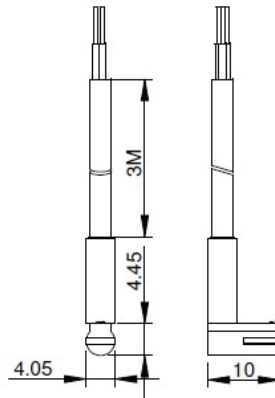
SENSORS

. Sensor

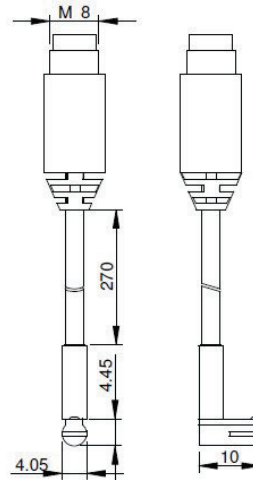
. Sensore



KT38P3M/KT38N3M



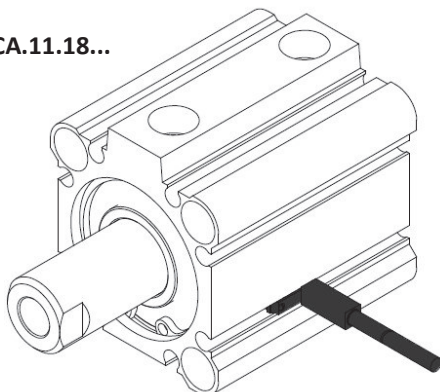
KT38PM8/KT38NM8



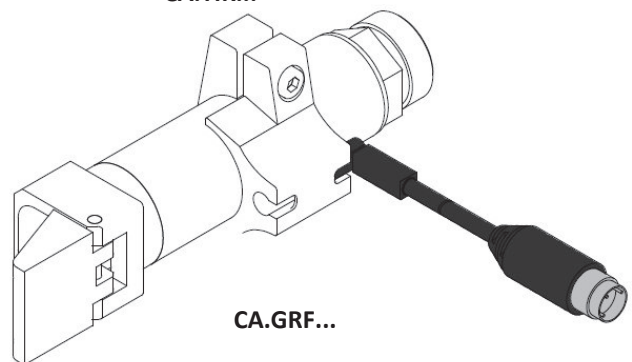
Article no.	Sensor with cable	Weight
KT38PM8	3 wires electronic PNP normally Open M8 plug connector	4 g
KT38P3M	3 wires electronic PNP normally Open mt 3 cable	
KT38NM8	3 wires electroic NPN normally Open M8 plug connector	
KT38N3M	3 wires electronic NPN normally Open mt 3 cable	

Application examples / Esempi applicativi

CA.11.18...



CA.TIK...



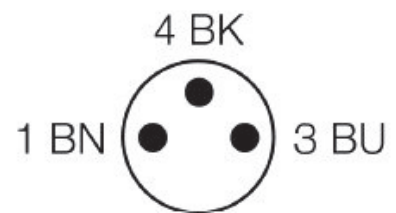
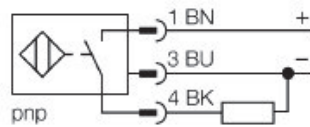
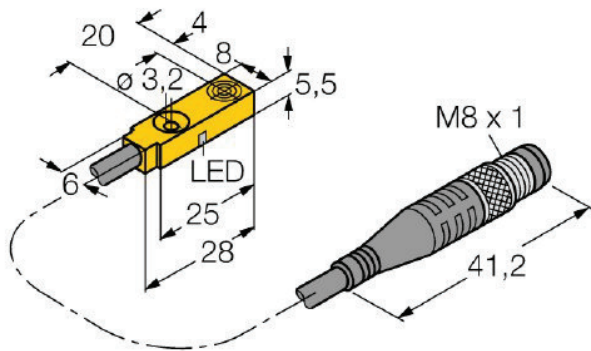
CA.GRF...

CA.14 GRZ

SENSORS

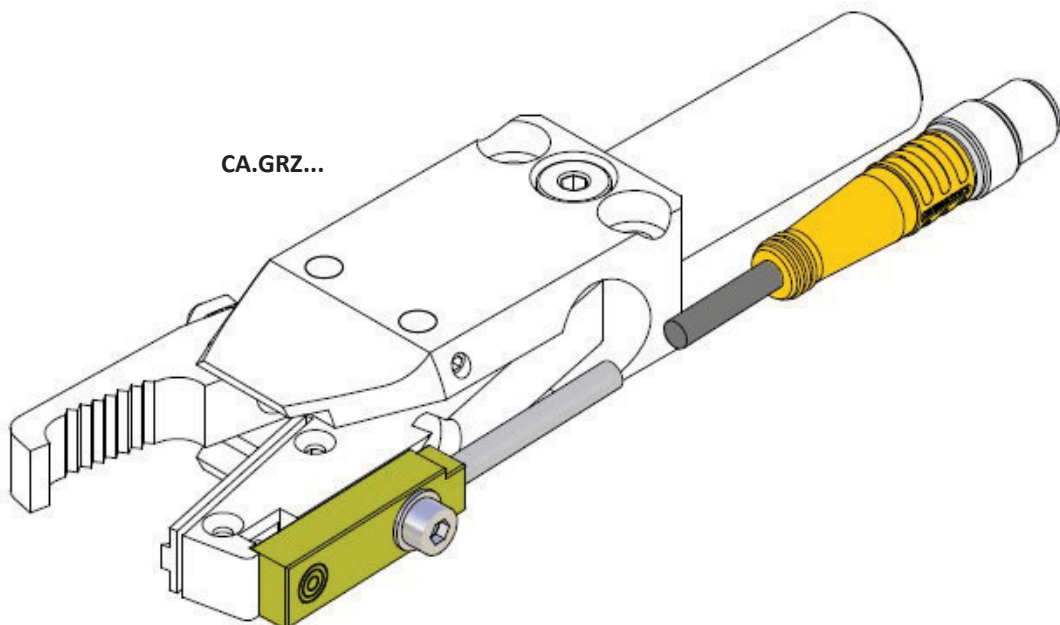
. Sensor

. Sensore



Article no.	Sensor with cable	Weight
GRZ.20.SC.PNP	INDUCTIVE SENSOR PNP normally Open M8 plug connector	4 g
GRZ.20.SC.NPN	INDUCTIVE SENSOR NPN normally Close M8 plug connector	

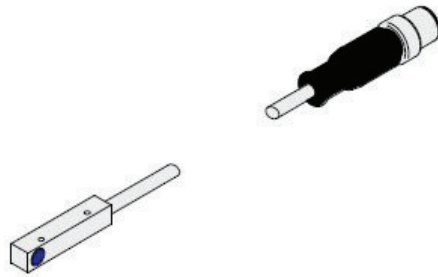
Application example / Esempio applicativo



CA.14 MMD

. Sensor

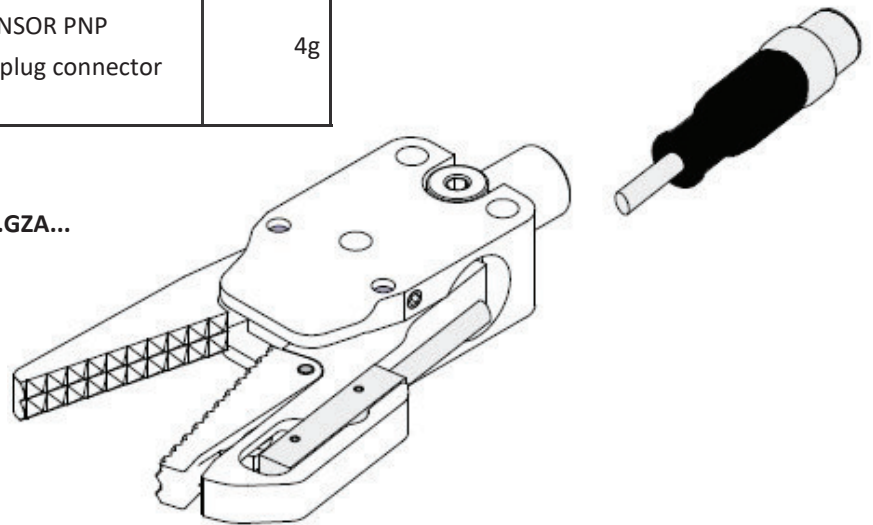
. Sensore



Article no.	Sensor with cable	Weight
MMD.IL5AP3AVF80	INDUCTIVE SENSOR PNP normally Open M8 plug connector	4g
MMD.IL5AN3AVF80		

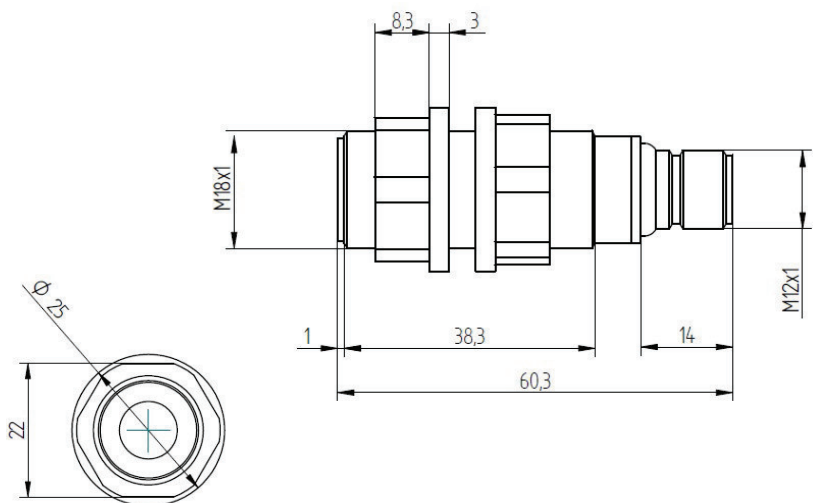

Application example / Esempio applicativo

CA.GZA...



. Ultrasonic sensor

. Sensori ultrasonici



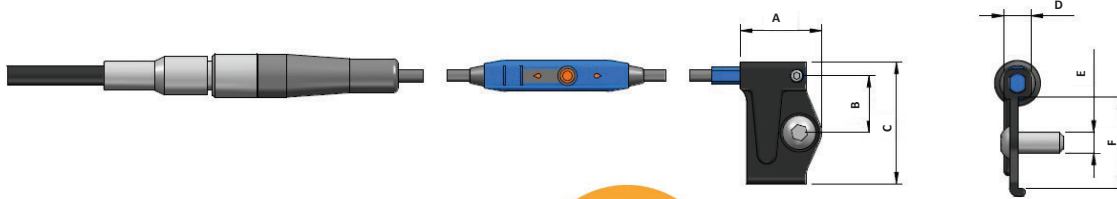
Article no.	Output	Sensor Type	Sensing distance	Connector method	
MMD.UK6AHN0EUL	NPN	Ultrasonic sensor	40 mm	Connector type M12 4pin	65 g
MMD.UK6AHP0EUL	PNP				

CA.SCP

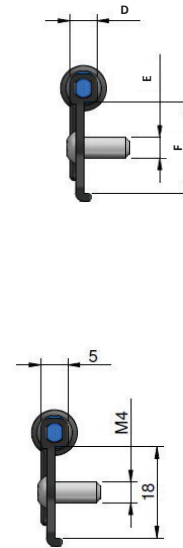
SENSORS

. Sensor

. Sensore



New



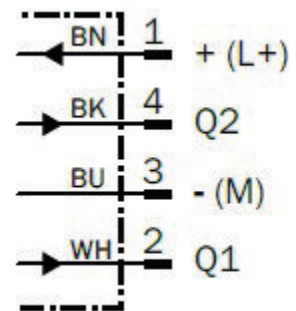
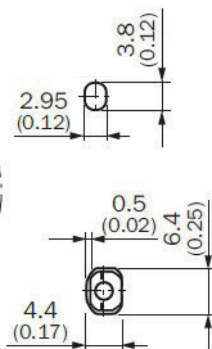
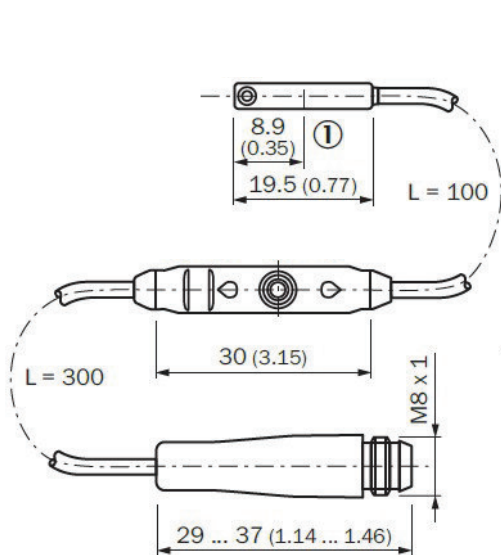
Article no.	A	B	C	D	E	F
CA.SCP.1008	17	12	25	5	M4	18
CA.SCP.1012	20	16	32	6	M5	25

Remarks / Osservazioni:

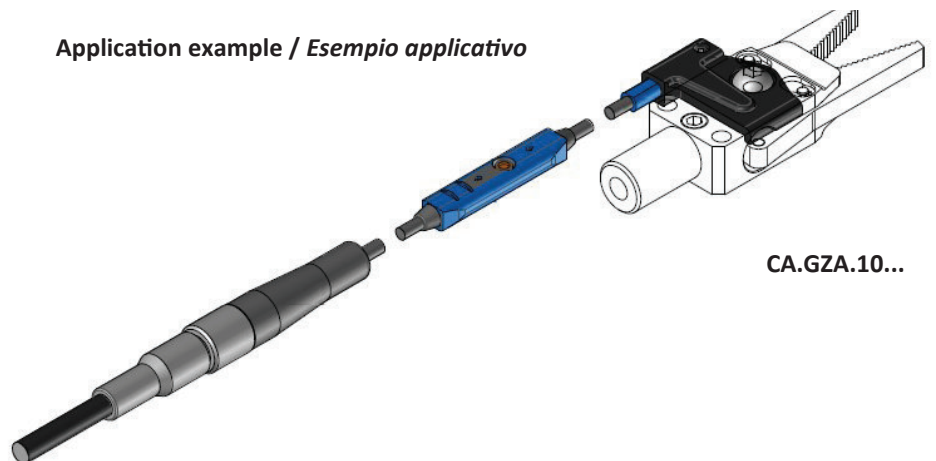
Adjustment indicator for positioning the sensor centrally Teaching in switching points 1 and 2

Indicatore della regolazione per il posizionamento centrale del sensore. Definire il teach dei punti di commutazione 1 e 2

Article no.	Output	Sensor Type	Sensing distance	Connector method	Weight
CA.SCP.1008	PNP	Magnetic sensor	0mm - 50mm	Connector type M8 4pin	65 g
CA.SCP.1012					



Application example / Esempio applicativo



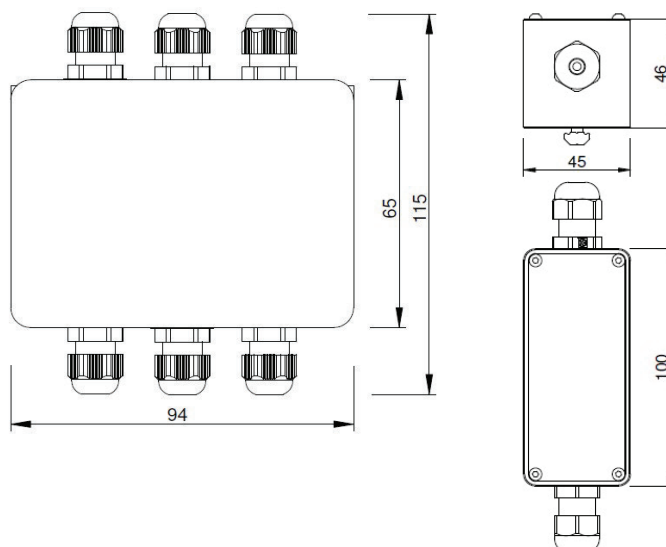
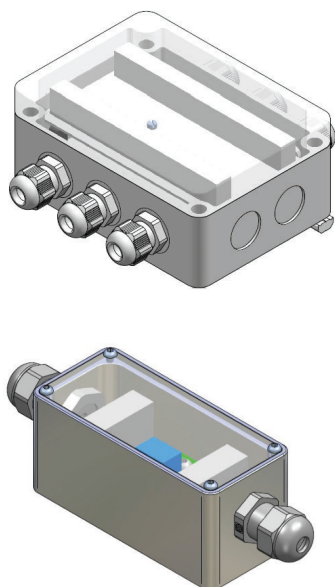
CA.GZA.10...

CA.SDS

SENSORS

. Sensor box

. Scatola derivazione sensori



Remarks / Osservazioni:

Used for sensor wiring on the EOAT.
Usata per il cablaggio dei sensori degli EOAT..

PNP and NPN signals can be converted.
I segnali PNP e NPN possono essere convertiti.

I/O can be current sourcing (PNP), sinking (NPN) or dry contact.
Ingressi e uscite possono essere di tipo source (PNP), sink (NPN) o contatto pulito.

Several boxes can be connected in a series to manage more sensors.
Più scatole possono essere connesse in serie per ampliare il numero di sensori gestibili.

Input LED indications for easy trouble-shooting.
LED a ripetizione del segnale in ingresso per semplificare la ricerca dei guasti

Supried with Cable Glands
Fornita con serracavi

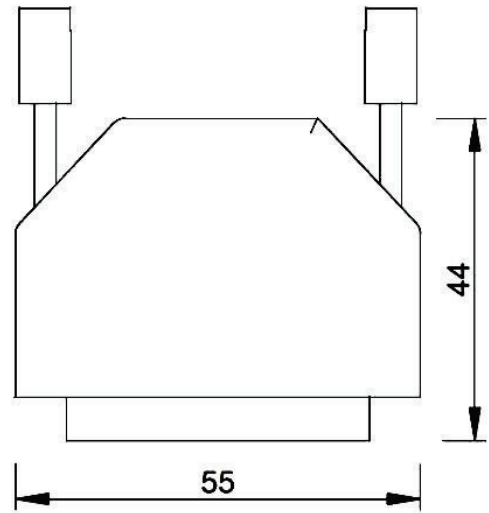
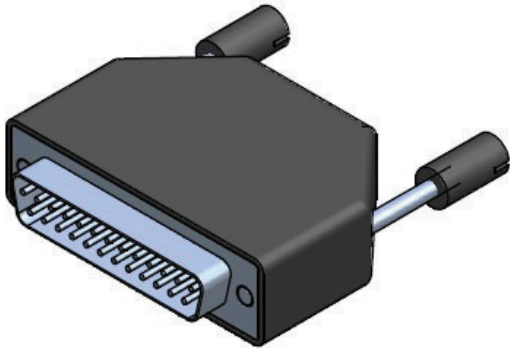
CA.SDS.02

Article no.	Power supply	INputs	OUTputs
CA.SDS.02	24 V dc (+/- 10%)	Maximum 2 PNP, NPN or dry contact (NO or NC) sensor switched by jumper Massimo 2 PNP, NPN o contatto asciutto (NO o NC) sensore cambiato dal ponticello	1up to 2PNP, NPN or dry contact (NO or NC) outputs switched by jumpers Da 1 fino a 2 PNP, NPN o contatto asciutto (NO or NC) sensore cambiato dal ponticello
CA.SDS.04		Maximum 4 PNP, NPN or dry contact (NO or NC) sensor switched by jumper Massimo 4 PNP, NPN o contatto asciutto (NO o NC) sensore cambiato dal ponticello	1up to 4 PNP, NPN or dry contact (NO or NC) outputs switched by jumpers Da 1 fino a 4 PNP, NPN o contatto asciutto (NO or NC) sensore cambiato dal ponticello
CA.SDS.06		Maximum 6 PNP, NPN or dry contact (NO or NC) sensor switched by jumper Massimo 6 PNP, NPN o contatto asciutto (NO o NC) sensore cambiato dal ponticello	1up to 6 PNP, NPN or dry contact (NO or NC) outputs switched by jumpers Da 1 fino a 6 PNP, NPN o contatto asciutto (NO or NC) sensore cambiato dal ponticello
CA.SDS.08		Maximum 8 PNP, NPN or dry contact (NO or NC) sensor switched by jumper Massimo 8 PNP, NPN o contatto asciutto (NO o NC) sensore cambiato dal ponticello	1up to 8 PNP, NPN or dry contact (NO or NC) outputs switched by jumpers Da 1 fino a 8 PNP, NPN o contatto asciutto (NO or NC) sensore cambiato dal ponticello

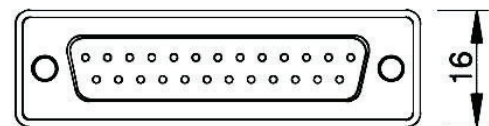
CA.19.03

. Connector 25 pin


. Presa 25 pin



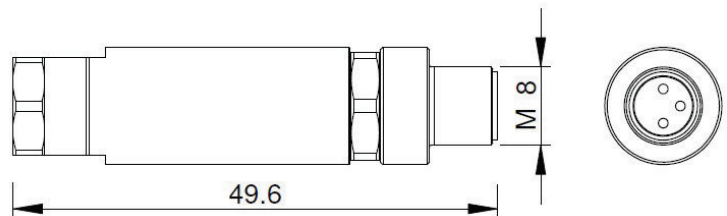
Article no.		Weight
CA.19.03.001	25 pin M	10 g



PAX



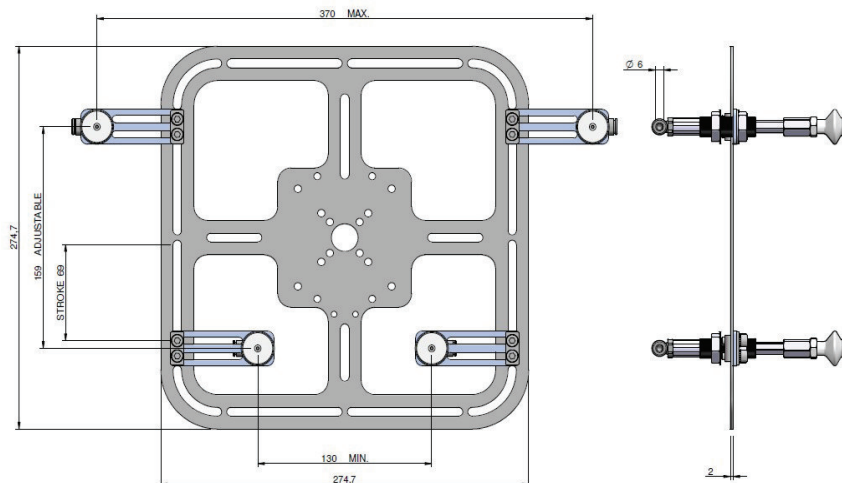
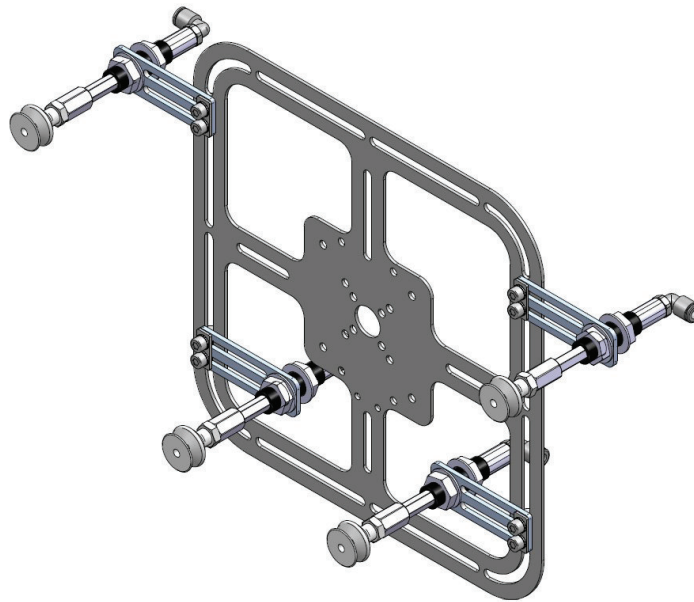
Article no.		Weight
PAX.1501252	M8 3P M	15 g



KIT.MA01

. Kit End of Arm Tooling

. Kit mano di presa

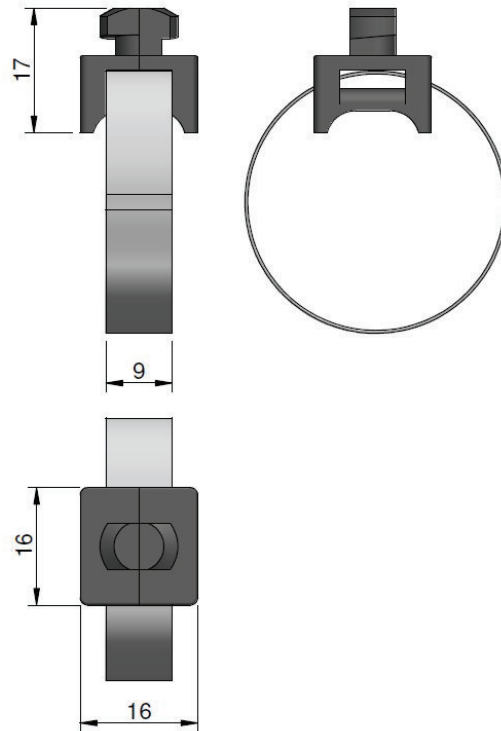
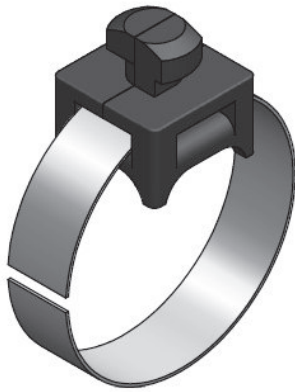


COMPONENTS	DESCRIPTION	QUANTITY
CA.04.20.14.X	Mounting Bracket 14x	4
CA.08.09.009	Adapters for vacuum cups 18 6	
CA.08.30.005	Vacuum Cup with 2 bellows only (silicone) 25	
CA.12.05.003	Orienting elbow male adapter (parallel) 6 18	
CA.SDNG.1420	Threaded-body non-rotative suspension1420	1
PIA.275X275X2	Basic EOAT Plate 275x275x2 inox	

CA.KBS

. Cable Tie

. Kabelbinderblock



Remarks / Osservazioni:

Material :Plastic—Velcro

Materiale: Plastica - Velcro

Article no.	Weight
CA.KBS	8 g
CA.KBS.X	2 g

Application example / Esempio applicativo

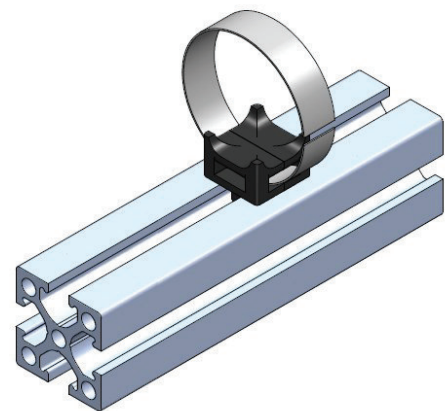
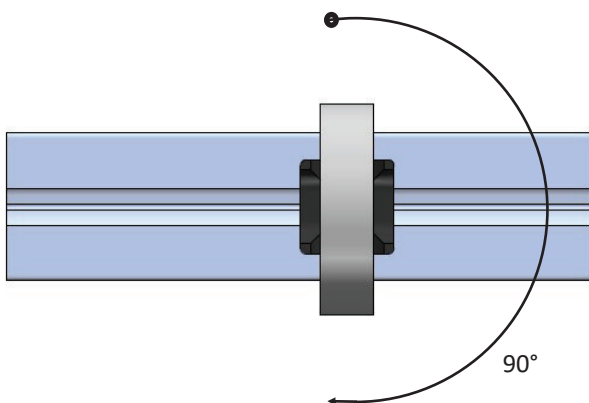


Table of contents

Tabella Contenuti

CODE	P	CODE	P	CODE	P	CODE	P	CODE	P
CA.01.01.001	16	CA.04.20.20.X	60	CA.08.26.D25.AS	114	CA.08.32.D42	110	CA.09.05.014	172
CA.01.01.002	16	CA.05.01.001	81	CA.08.26.D33.AS	114	CA.08.32.D52	110	CA.09.13.05.15	182
CA.01.01.003	16	CA.05.01.002	81	CA.08.26.D43.AS	114	CA.08.32.D62	110	CA.09.13.05.15.S	182
CA.01.01.004	16	CA.05.01.003	81	CA.08.26.D53.AS	114	CA.08.33.D12	122	CA.09.13.10.25	182
CA.01.01.006	26	CA.05.01.004	81	CA.08.26.D63.AS	114	CA.08.33.D14	122	CA.09.13.10.25.S	182
CA.01.01.007	26	CA.05.01.005	81	CA.08.26.D78.AS	114	CA.08.33.D20	122	CA.09.13.15.35	182
CA.01.01.008	22	CA.05.01.005.6N	81	CA.08.28.001	118	CA.08.33.D25	122	CA.09.13.15.35.S	182
CA.01.01.009	22	CA.05.01.006	81	CA.08.28.002	118	CA.08.33.D32	122	CA.09.13.20.45	182
CA.01.01.011	23	CA.05.01.006.6N	81	CA.08.28.003	118	CA.08.33.D42	122	CA.09.13.20.45.S	182
CA.01.01.012	23	CA.05.01.010	81	CA.08.28.004	118	CA.08.33.D5	122	CA.09.14.06	184
CA.01.01.013	16	CA.05.01.011	81	CA.08.28.005	118	CA.08.33.D52	122	CA.09.14.07	184
CA.01.01.014	16	CA.05.01.100	81	CA.08.28.006	118	CA.08.33.D60	122	CA.09.14.09	184
CA.01.01.015	24	CA.05.01.50	81	CA.08.28.007	118	CA.08.33.D7	122	CA.09.14.10	184
CA.01.01.015.F	25	CA.05.01.75	81	CA.08.28.008	118	CA.08.33.D9	122	CA.09.14.14	184
CA.01.01.016	24	CA.05.02.002	80	CA.08.28.009	118	CA.08.36.D10	128	CA.09.14.14.S	184
CA.01.01.016.F	25	CA.05.02.004	80	CA.08.28.010	118	CA.08.36.D10.60	128	CA.09.14.17	184
CA.01.01.017	24	CA.05.02.009	80	CA.08.28.011	118	CA.08.36.D15	128	CA.09.14.17.S	184
CA.01.01.017.F	25	CA.05.02.009.6N	80	CA.08.28.012	118	CA.08.36.D15.60	128	CA.09.14.19	184
CA.01.02.001	28	CA.05.02.010	80	CA.08.28.013	118	CA.08.36.D20	128	CA.09.14.19.S	184
CA.01.02.002	29	CA.05.02.010.6N	80	CA.08.29.001	106	CA.08.36.D20.60	128	CA.09.14.22	184
CA.01.02.002.X	29	CA.05.02.011	80	CA.08.29.002	106	CA.08.36.D25	128	CA.09.14.22.S	184
CA.01.02.003	28	CA.05.02.012	80	CA.08.29.003	106	CA.08.36.D25.60	128	CA.09.14.25	184
CA.01.02.003B	28	CA.07.01.001	91	CA.08.29.004	106	CA.08.36.D35	128	CA.09.14.25.S	184
CA.01.02.004	29	CA.07.01.002	91	CA.08.29.005	106	CA.08.36.D35.60	128	CA.09.14.35	184
CA.01.02.004.X	29	CA.08.01.001	124	CA.08.29.006	106	CA.08.36.D52	128	CA.09.14.35.S	184
CA.01.02.004A	29	CA.08.01.002	124	CA.08.29.007	106	CA.08.36.D52.60	128	CA.09.14.45	184
CA.01.02.004A.X	29	CA.08.01.003	124	CA.08.29.008	106	CA.08.36.D75	128	CA.09.14.55	184
CA.01.02.007	28	CA.08.01.004	124	CA.08.29.009	106	CA.08.36.D75.60	128	CA.09.15.001	186
CA.01.02.008	29	CA.08.01.005	124	CA.08.29.010	106	CA.08.39.001	112	CA.09.15.002	186
CA.01.02.008.X	29	CA.08.01.006	124	CA.08.29.011	106	CA.08.39.002	112	CA.09.15.003	186
CA.01.08.003	240	CA.08.03.001	126	CA.08.29.012	106	CA.08.39.003	112	CA.09.15.004	186
CA.01.08.004	240	CA.08.03.002	126	CA.08.29.013	106	CA.08.39.004	112	CA.09.15.005	186
CA.01.08.005	240	CA.08.03.003	126	CA.08.30.001	120	CA.08.39.005	112	CA.09.15.006	186
CA.01.08.006	240	CA.08.03.004	126	CA.08.30.002	120	CA.08.39.006	112	CA.09.15.007	186
CA.01.08.007	240	CA.08.03.005	126	CA.08.30.003	120	CA.08.39.007	112	CA.09.15.008	186
CA.01.08.008	240	CA.08.03.006	126	CA.08.30.004	120	CA.08.39.008	112	CA.09.16.001	186
CA.04.02.10.X	62	CA.08.03.007	126	CA.08.30.005	120	CA.08.40.001	116	CA.09.16.002	186
CA.04.02.14.X	62	CA.08.03.008	126	CA.08.30.006	120	CA.08.40.002	116	CA.09.16.003	186
CA.04.02.20.X	62	CA.08.03.009	126	CA.08.30.007	120	CA.08.40.003	116	CA.09.16.004	186
CA.04.02.30.X	62	CA.08.03.010	126	CA.08.30.008	120	CA.08.40.004	116	CA.09.16.005	186
CA.04.10.004	210	CA.08.03.011	126	CA.08.30.009	120	CA.08.40.005	116	CA.09.16.006	186
CA.04.10.005	210	CA.08.09.05	234	CA.08.30.010	120	CA.08.40.006	116	CA.09.16.007	186
CA.04.10.006	210	CA.08.09.14	234	CA.08.30.012	120	CA.08.40.007	116	CA.09.16.008	186
CA.04.10.007	210	CA.08.09.18	234	CA.08.31.001	108	CA.08.40.008	116	CA.09.16.009	186
CA.04.10.30.1	209	CA.08.14.001	235	CA.08.31.002	108	CA.09.05.009	172	CA.09.18.1014.X	185
CA.04.10.30.2	209	CA.08.14.002	235	CA.08.31.003	108	CA.09.05.009.L	172	CA.09.18.1719.X	185
CA.04.10.36.1	209	CA.08.14.003	235	CA.08.31.004	108	CA.09.05.009.NC	172	CA.09.18.2225.X	185
CA.04.10.36.2	209	CA.08.14.004	235	CA.08.31.005	108	CA.09.05.009.NO	172	CA.09.18.35.JU	185
CA.04.10.45.1	209	CA.08.14.005	235	CA.08.31.006	108	CA.09.05.010	172	CA.09.18.4555.JU	185
CA.04.10.45.2	209	CA.08.14.006	235	CA.08.31.007	108	CA.09.05.010.L	172	CA.11.04.001	223
CA.04.10.56.1	209	CA.08.14.011	235	CA.08.31.008	108	CA.09.05.010.NC	172	CA.11.04.002	223
CA.04.10.56.2	209	CA.08.14.012	235	CA.08.31.009	108	CA.09.05.010.NO	172	CA.11.04.003	223
CA.04.10.75.1	209	CA.08.14.013	235	CA.08.31.010	108	CA.09.05.011	172	CA.11.04.004	223
CA.04.10.75.2	209	CA.08.14.014	235	CA.08.31.011	108	CA.09.05.011.L	172	CA.11.04.005	223
CA.04.12.001	210	CA.08.14.015	235	CA.08.31.012	108	CA.09.05.011.NC	172	CA.11.04.006	223
CA.04.12.002	210	CA.08.14.018	235	CA.08.32.D09	110	CA.09.05.011.NO	172	CA.11.04.007	223
CA.04.20.06.X	185	CA.08.14.019	235	CA.08.32.D12	110	CA.09.05.012	172	CA.11.06.001	239
CA.04.20.08.X	185	CA.08.14.021	235	CA.08.32.D14	110	CA.09.05.012.L	172	CA.11.08.001.X	222
CA.04.20.10.X	60	CA.08.14.022	235	CA.08.32.D20	110	CA.09.05.012.NC	172	CA.11.08.002.X	222
CA.04.20.12.X	60	CA.08.26.D16.AS	114	CA.08.32.D25	110	CA.09.05.012.NO	172	CA.11.08.003.X	222
CA.04.20.14.X	60	CA.08.26.D20.AS	114	CA.08.32.D32	110	CA.09.05.013	172	CA.11.08.004.X	222

Table of contents

Tabella Contenuti

CODE	P	CODE	P	CODE	P	CODE	P	CODE	P
CA.11.08.005.X	222	CA.12.05.047	232	CA.ANS.20	168	CA.FN10	216	CA.GGE.201818150	92
CA.11.15.001	222	CA.12.05.048	232	CA.ANS.30	168	CA.FN10C	217	CA.GGS100515	82
CA.11.15.002	222	CA.12.05.049	232	CA.APG.20.10.30	178	CA.FN10K	216	CA.GGS100520	82
CA.11.15.003	222	CA.12.05.050	233	CA.APG.25.14.40	178	CA.FN10L	216	CA.GGS100530	82
CA.11.15.004	222	CA.12.05.051	233	CA.APG.32.14.40	178	CA.FN1C	217	CA.GGS141815	82
CA.11.15.005	222	CA.12.05.M5ALHU3	234	CA.APG.40.14.50	178	CA.FN1K	216	CA.GGS141840	82
CA.11.17.001	218	CA.12.05.M5ALHU4	234	CA.APG.40.20.50	178	CA.FN1L	216	CA.GGS201425	82
CA.11.17.002	218	CA.12.05.M5ALHU6	234	CA.APG.50.20.50	178	CA.FN3	216	CA.GGS201445	82
CA.11.17.003	218	CA.12.05.M5AU3	234	CA.APG.65.20.50	178	CA.FN3C	217	CA.GGS100515	83
CA.11.17.004	218	CA.12.05.M5AU4	234	CA.APGE.10.10.30	174	CA.FN3K	216	CA.GGS100520	83
CA.11.17.005	218	CA.12.05.M5AU6	234	CA.APGE.16.14.40	174	CA.FN3L	216	CA.GGS100530	83
CA.11.17.006	218	CA.12.05.RF1804	234	CA.APGE.20.20.50	174	CA.FN5	216	CA.GGS141815	83
CA.11.17.007	218	CA.12.05.RF1806	234	CA.APGE.25.20.50	174	CA.FN5C	217	CA.GGS141840	83
CA.11.17.008	218	CA.12.05.RFM504	234	CA.APGE.32.20.50	174	CA.FN5K	216	CA.GGS201425	83
CA.11.17.009	218	CA.12.05.RFM506	234	CA.APGE.40.20.50	174	CA.FN5L	216	CA.GGS201445	83
CA.11.17.010	218	CA.12.06.001	240	CA.ATE.05M	204	CA.FNP1	216	CA.GGV.10050510	86
CA.11.18.001	219	CA.12.06.002	240	CA.ATE.10M	204	CA.FNP10	216	CA.GGV.10050530	86
CA.11.18.002	219	CA.12.06.003	240	CA.ATE.20M	204	CA.FNP10C	217	CA.GGV.14181815	86
CA.11.18.003	219	CA.12.06.004	240	CA.ATE.30AM	204	CA.FNP1C	217	CA.GGV.14181840	86
CA.11.18.004	219	CA.12.06.005	240	CA.ATE.50AM	204	CA.FNP3	216	CA.GGV.20141820	86
CA.11.18.005	219	CA.12.06.006	240	CA.ATK.10.10.30	242	CA.FNP3C	217	CA.GGV.20141850	86
CA.11.18.006	219	CA.12.06.007	240	CA.ATK.10.10.60	242	CA.FNP5	216	CA.GGVE.10050510	88
CA.11.18.007	219	CA.12.06.008	240	CA.ATK.10.10.90	242	CA.FNP5C	217	CA.GGVE.10050530	88
CA.11.18.008	219	CA.15.01.001	237	CA.ATK.10.14.120	242	CA.GAR.10.1000	38	CA.GGVE.14181815	88
CA.11.18.009	219	CA.15.01.002	237	CA.ATK.10.14.40	242	CA.GAR.14.1000	38	CA.GGVE.14181840	88
CA.11.18.010	219	CA.15.01.003	237	CA.ATK.10.14.80	242	CA.GAR.20.1000	38	CA.GGVE.20141820	88
CA.12.05.001	232	CA.15.01.004	237	CA.BVAE.322010	196	CA.GAR.30.1000	38	CA.GGVE.20141850	88
CA.12.05.002	232	CA.15.01.005	237	CA.BVAE.32201020	197	CA.GAZ.12.10.60	221	CA.GGVE.20141850	88
CA.12.05.003	232	CA.15.01.006	237	CA.BVAE.32201025	197	CA.GAZ.16.14.60	221	CA.GGVE.20141850	88
CA.12.05.004	233	CA.15.01.007	237	CA.CUDL.01	15	CA.GAZ.20.20.60	221	CA.GGVE.20141850	88
CA.12.05.005	233	CA.15.01.008	237	CA.CUDL.02	15	CA.GAZ.25.20.60	221	CA.GGVE.20141850	88
CA.12.05.006	233	CA.15.01.009	237	CA.CUDL.03	15	CA.GAZ.32.20.60	221	CA.GGVE.20141850	88
CA.12.05.007	233	CA.15.01.010	237	CA.CUDL.150	15	CA.GGB.10050530	93	CA.GGVE.20141850	88
CA.12.05.008	233	CA.15.01.011	237	CA.CUDL.160	15	CA.GGB.10050560	93	CA.GHV.100	14
CA.12.05.009	233	CA.15.01.012	237	CA.CUDL.90	15	CA.GGB.10050590	93	CA.GHV.160	14
CA.12.05.012	233	CA.15.01.014	237	CA.CUSL.200.G	16	CA.GGB.141818120	93	CA.GHV.250	14
CA.12.05.013	233	CA.15.01.015	237	CA.CUSL.200.I	26	CA.GGB.14181840	93	CA.GHV.60	14
CA.12.05.014	233	CA.15.01.016	237	CA.CUSL.200.R	16	CA.GGB.14181880	93	CA.GLA.1010.30	65
CA.12.05.015	232	CA.15.01.019	237	CA.DB.05.25	198	CA.GGB.201414100	93	CA.GLA.1010.60	65
CA.12.05.016	232	CA.15.01.020	237	CA.DB.05.32	198	CA.GGB.201414150	93	CA.GLA.1010.90	65
CA.12.05.017	232	CA.19.03.001	254	CA.DB.10.25	198	CA.GGB.20141450	93	CA.GLA.1414.120	65
CA.12.05.018	232	CA.ADK.JU.4040	34	CA.DB.10.32	198	CA.GGB.201418100	93	CA.GLA.1414.40	65
CA.12.05.019	232	CA.ADK.JU.8040	34	CA.DB.15.25	198	CA.GGB.201418150	93	CA.GLA.1414.80	65
CA.12.05.020	232	CA.ADK.L.1810	34	CA.DB.15.32	198	CA.GGB.20141850	93	CA.GLA.2020.100	65
CA.12.05.021	232	CA.ADK.L.1818	34	CA.EVB.100.JU	47	CA.GGD.10050510	84	CA.GLA.2020.150	65
CA.12.05.022	232	CA.ADK.X.2510	34	CA.EVB.100.X	47	CA.GGD.10050530	84	CA.GLA.2020.50	65
CA.12.05.023	232	CA.ADK.X.2518	34	CA.EVB.75.X	47	CA.GGD.14181815	84	CA.GLA.2030	65
CA.12.05.024	232	CA.ADK.X.2525	34	CA.F1	207	CA.GGD.14181840	84	CA.GLA.3030	65
CA.12.05.028	233	CA.ADK.X.5025	34	CA.F1S	207	CA.GGD.20141820	84	CA.GPG.1	13
CA.12.05.029	233	CA.ADZ.12.14	220	CA.F3	207	CA.GGD.20141850	84	CA.GPG.2	13
CA.12.05.030	233	CA.ADZ.16.14	220	CA.F3LS	207	CA.GGD.20141850	84	CA.GPG.3	13
CA.12.05.031	233	CA.ADZ.20.14	220	CA.F5	207	CA.GGDG.10050510	85	CA.GPM0	12
CA.12.05.034	233	CA.ADZ.25.20	220	CA.F5LS	207	CA.GGDG.10050530	85	CA.GPM0.X	12
CA.12.05.035	233	CA.ADZ.32.20	220	CA.F5S	207	CA.GGDG.14181815	85	CA.GPM1	12
CA.12.05.036	234	CA.ADZ.32.20.90	220	CA.F9P	207	CA.GGDG.14181840	85	CA.GPM1.X	12
CA.12.05.037	234	CA.ADZ.32.25	220	CA.F9PS	207	CA.GGDG.20141820	85	CA.GPM1S*	12
CA.12.05.038	232	CA.AGP.20.G	200	CA.FD1	207	CA.GGDG.20141850	85	CA.GPM2	12
CA.12.05.039	232	CA.AGP.20.G.20	201	CA.FD3	207	CA.GGE.10.M5.M5	92	CA.GPM2.X	12
CA.12.05.040	232	CA.AGP.20.M	200	CA.FD5	207	CA.GGE.14.18.18	92	CA.GPM2.X	12
CA.12.05.042	233	CA.AGP.20.M.20	201	CA.FD9P	207	CA.GGE.20.14.14	92	CA.GPM2S*	12
CA.12.05.044	232	CA.ANS.14	168	CA.FN1	216	CA.GGE.20.14.18	92	CA.GPM3	12
						CA.GGE.201414150	92	CA.GPM3.X	12

Table of contents

Tabella Contenuti

CODE	P	CODE	P	CODE	P	CODE	P	CODE	P
CA.GPM3S*	12	CA.GSEG.141890	95	CA.GWP.5.60	35	CA.GZA.10.12.MSN	142	CA.KHZ.20143005	226
CA.GPR1.0	14	CA.GSEG.201445	95	CA.GWP.5.75	35	CA.GZA.10.12.S	142	CA.KHZ.20143005	227
CA.GPR2.1	14	CA.GSEG.201490	95	CA.GWP.5.9	35	CA.GZA.10.12.S4	142	CA.KHZ.32201518	226
CA.GPR3.2	14	CA.GTS.1003.1212	134	CA.GWP.5.LM	35	CA.GZA.10.12.S4N	142	CA.KHZ.32201518	227
CA.GRF.1435	158	CA.GTS.1003.1214	134	CA.GWP.500	35	CA.GZA.10.12.S9	142	CA.KHZ.32203018	226
CA.GRF.1490	158	CA.GTS.1003.1215	134	CA.GWP.5U	35	CA.GZA.10.12.S9N	142	CA.KHZ.32203018	227
CA.GRF.1495	158	CA.GTS.1003.125N	134	CA.GWP.6.12	35	CA.GZA.10.12.SG	142	CA.KHZ.32205018	226
CA.GRF.1495.G	158	CA.GTS.1003.1415	134	CA.GWP.6.16	35	CA.GZA.10.12.SGN	142	CA.KHZ.32205018	227
CA.GRF.1495.GW	158	CA.GTS.1003.145N	134	CA.GWP.6.20	35	CA.GZA.10.12.SN	142	CA.KKS.10.10	50
CA.GRF.1495.VSX	111	CA.GTS.1003.1717	134	CA.GWP.6.22	35	CA.GZA.AA24	171	CA.KKS.14.14	50
CA.GRF.2035	158	CA.GTS.1003.1915	134	CA.GWP.6.25	35	CA.GZA.AA24.NO	171	CA.KKS.20.10	50
CA.GRF.2035.WE	158	CA.GTS.1003.1919	134	CA.GWP.6.25.3	35	CA.GZA.AA24.NOS2	171	CA.KKS.20.14	50
CA.GRF.2090	158	CA.GTS.1003.195N	134	CA.GWP.6.28	35	CA.GZA.AA24.NOSN	171	CA.KKS.20.20	50
CA.GRF.2095	158	CA.GTS.1003.2929	134	CA.GWP.6.35	35	CA.GZA.AA24.NOSP	171	CA.KKS.L.2020	51
CA.GRF.2095.G	158	CA.GTS.1004.1212	138	CA.GWP.6.40	35	CA.HEH.30.50	194	CA.KKS.L.2025	51
CA.GRF.2095.GW	158	CA.GTS.1004.1214	138	CA.GWP.6.50	35	CA.JDR.141005	228	CA.KKS.L.2525	51
CA.GRF.2095.VSX	166	CA.GTS.1004.1215	138	CA.GWP.6.52	35	CA.JDR.141005	229	CA.KKS.L.4020	51
CA.GRF.3035	158	CA.GTS.1004.125N	138	CA.GWP.6.90	35	CA.JDR.142505	228	CA.KKS.L.4025	51
CA.GRF.3035.WE	158	CA.GTS.1004.1415	138	CA.GWP.6.LM	35	CA.JDR.142505	229	CA.KKS.L.4040	51
CA.GRF.3090	158	CA.GTS.1004.145N	138	CA.GWP.6U	35	CA.JDR.201005	228	CA.KPLJU.4025	40
CA.GRF.3095	158	CA.GTS.1004.1717	138	CA.GZ.32	190	CA.JDR.201005	229	CA.KPLJU.4040	40
CA.GRF.3095.G	158	CA.GTS.1004.1919	138	CA.GZ.32.FING.S	188	CA.JDR.301518	228	CA.KPLJU.8040	40
CA.GRF.3095.GW	158	CA.GTS.1004.2929	138	CA.GZ.32.S	188	CA.JDR.301518	229	CA.KPLJU.8080	40
CA.GRF.3095.VSX	166	CA.GVR.1010.30	64	CA.GZ.3220	191	CA.JDR.303018	228	CA.KPLL.1818	40
CA.GRZ.10.08.S	150	CA.GVR.1010.60	64	CA.GZ.3220.S	189	CA.JDR.303018	229	CA.KPLX.2518	40
CA.GRZ.10.08.S2F	150	CA.GVR.1010.90	64	CA.GZ.322010	192	CA.JDR.303018	228	CA.KPLX.2525	40
CA.GRZ.10.08.SN	150	CA.GVR.1414.120	64	CA.GZ.32201020	193	CA.JDR.305018	228	CA.KPLX.5025	40
CA.GRZ.20.A	152	CA.GVR.1414.40	64	CA.GZ.32201025	193	CA.JDR.305018	229	CA.KPLX.5050	40
CA.GRZ.20.E	152	CA.GVR.1414.80	64	CA.GZ.3225	191	CA.JU.4040.1000	33	CA.KSW.10.L	66
CA.GRZ.20.LL	152	CA.GVR.2020.100	64	CA.GZA.10.08	142	CA.JU.4040.1000G	33	CA.KSW.10.X	66
CA.GRZ.20.R	152	CA.GVR.2020.150	64	CA.GZA.10.08.18	142	CA.JU.4040.2000G	33	CA.KSW.14.X	66
CA.GRZ.20.S	152	CA.GVR.2020.50	64	CA.GZA.10.08.19	142	CA.JU.8040.1000	33	CA.KSW.20.JU	66
CA.GRZ.20.SN	152	CA.GVR.3030.140	64	CA.GZA.10.08.AH	142	CA.JU.8040.1000G	33	CA.KSW.20.X	63
CA.GRZ.20.W	152	CA.GVR.3030.200	64	CA.GZA.10.08.AHG	142	CA.JU.8040.2000	33	CA.KSW.30.JU	66
CA.GRZ.20.WL	152	CA.GVR.3030.80	64	CA.GZA.10.08.AHL	142	CA.JU.8040.2000G	33	CA.KVB.JU20	48
CA.GRZ.20.WLN	152	CA.GWP.1000	35	CA.GZA.10.08.AHT	142	CA.KB.10	175	CA.KVB.JU30	48
CA.GRZ.20.WN	152	CA.GWP.3U	35	CA.GZA.10.08.ATG	142	CA.KB.16	175	CA.KVB.KG.JU20	49
CA.GSE.1018M530	94	CA.GWP.4.16	35	CA.GZA.10.08.BODY	142	CA.KB.20	175	CA.KVB.KG.X10	49
CA.GSE.1018M560	94	CA.GWP.4.17	35	CA.GZA.10.08.G	142	CA.KB.25	175	CA.KVB.KG.X14	49
CA.GSE.1018M590	94	CA.GWP.4.25	35	CA.GZA.10.08.LL	142	CA.KB.32	175	CA.KVB.L10	48
CA.GSE.10M5M530	94	CA.GWP.4.8	35	CA.GZA.10.08.M50	142	CA.KBH.12.10.60	221	CA.KVB.L14	48
CA.GSE.10M5M560	94	CA.GWP.4.9	35	CA.GZA.10.12	142	CA.KBH.16.14.90	221	CA.KVB.X20	48
CA.GSE.10M5M590	94	CA.GWP.4.LM	35	CA.GZA.10.12.14	142	CA.KBH.16.16.125	221	CA.L.1810.1000	30
CA.GSE.141818120	94	CA.GWP.4U	35	CA.GZA.10.12.18	142	CA.KBH.20.14.90	221	CA.L.1810.1000G	30
CA.GSE.14181840	94	CA.GWP.5.10	35	CA.GZA.10.12.19	142	CA.KBH.20.16.125	221	CA.L.1810.2000	30
CA.GSE.14181880	94	CA.GWP.5.11	35	CA.GZA.10.12.AH	142	CA.KBH.25.16.125	221	CA.L.1810.2000G	30
CA.GSE.201418100	94	CA.GWP.5.12	35	CA.GZA.10.12.AHG	142	CA.KBH.32.20.125	221	CA.L.1818.1000	30
CA.GSE.201418150	94	CA.GWP.5.15	35	CA.GZA.10.12.AHL	142	CA.KBS	256	CA.L.1818.1000G	30
CA.GSE.20141850	94	CA.GWP.5.17	35	CA.GZA.10.12.AHT	142	CA.KBS.X	256	CA.L.1818.2000	30
CA.GSE.301414140	94	CA.GWP.5.20	35	CA.GZA.10.12.AHT	142	CA.KBVJU.4040	41	CA.L.1818.2000G	30
CA.GSE.301414200	94	CA.GWP.5.22	35	CA.GZA.10.12.AHV	142	CA.KBVJU.4080	41	CA.LAL.1.5	11
CA.GSE.30141480	94	CA.GWP.5.25	35	CA.GZA.10.12.ATG	142	CA.KBVJU.8040	41	CA.LAL.1.7	11
CA.GSEG.100515	95	CA.GWP.5.25.3	35	CA.GZA.10.12.C	142	CA.KBVL.1810	41	CA.LAL.2.5	11
CA.GSEG.100530	95	CA.GWP.5.28	35	CA.GZA.10.12.G	142	CA.KBVL.1818	41	CA.LAL.2.7	11
CA.GSEG.100545	95	CA.GWP.5.30	35	CA.GZA.10.12.G50	142	CA.KBVX.2510	41	CA.LAL.3.6	11
CA.GSEG.100590	95	CA.GWP.5.35	35	CA.GZA.10.12.L	142	CA.KBVX.2518	41	CA.LAL.3.8	11
CA.GSEG.120545	95	CA.GWP.5.38	35	CA.GZA.10.12.LL	142	CA.KBVX.2525	41	CA.MPG.20	176
CA.GSEG.120590	95	CA.GWP.5.40	35	CA.GZA.10.12.M	142	CA.KBVX.2550	41	CA.MPG.25	176
CA.GSEG.141815	95	CA.GWP.5.40.3	35	CA.GZA.10.12.M50	142	CA.KBVX.5025	41	CA.MPG.32	176
CA.GSEG.141830	95	CA.GWP.5.50	35	CA.GZA.10.12.MC	142	CA.KHZ.20141005	226	CA.MPG.40	176
CA.GSEG.141845	95	CA.GWP.5.52	35	CA.GZA.10.12.MF	142	CA.KHZ.20141005	227	CA.MPG.50	176
				CA.GZA.10.12.MS	142				

Table of contents

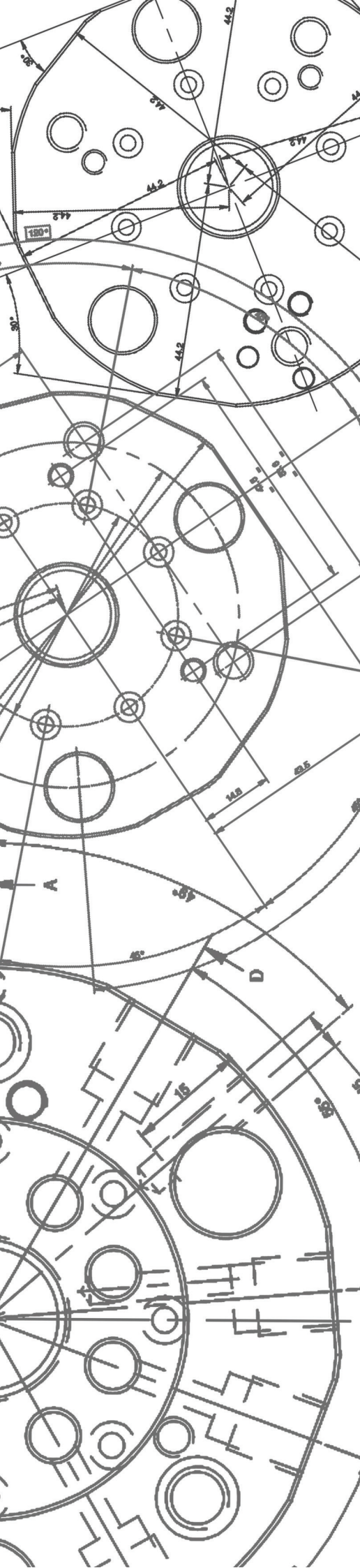
Tabella Contenuti

CODE	P	CODE	P	CODE	P	CODE	P	CODE	P
CA.MPG.64	176	CA.SCAR.12P00E	236	CA.SNS	215	CA.VLR.10.60	69	CA.WSL.2070.UJU	56
CA.MR.05M	206	CA.SCM.10.X	61	CA.SNP10	215	CA.VLR.10.90	69	CA.WSL.2070.U.X	56
CA.MR.10M	206	CA.SCM.12.X	61	CA.SNP20	215	CA.VLR.14.120	69	CA.WSL.2070.VU.X	63
CA.MR.20M	206	CA.SCM.14.X	61	CA.SNP3	215	CA.VLR.14.40	69	CA.WSL.2080.VU.X	63
CA.MR.30AM	206	CA.SCM.20.X	61	CA.SNP5	215	CA.VLR.14.80	69	CA.WSL.2570.VU.X	63
CA.MR.50AM	206	CA.SCP.1008	252	CA.SSN.10100505	74	CA.VLR.20.100	69	CA.WSL.3060.VU.J	63
CA.PAA.AP	202	CA.SCP.1012	252	CA.SSN.10250505	74	CA.VLR.20.150	69	CA.WSL.3070.UJU	56
CA.PAA.AP.D	202	CA.SDN.1010	76	CA.SSN.14201818	74	CA.VLR.20.50	69	CA.WSL.3070.VU.J	63
CA.PAA.CF	202	CA.SDN.1025	76	CA.SSN.14351818	74	CA.VLR.30.140	69	CA.WSL.GA.10.X	58
CA.PAA.CF.D	202	CA.SDN.1420	76	CA.SSN.20251418	74	CA.VLR.30.200	69	CA.WSL.GA.14.X	58
CA.PAA.SP	203	CA.SDN.1435	76	CA.SSN.20501418	74	CA.VLR.30.80	69	CA.WSL.GA.20.X	58
CA.PAC20.169	130	CA.SDN.2025	76	CA.SSNG.10100505	75	CA.VSX.1440	90	CA.WSL.GA.30.X	58
CA.PAC20.16A	130	CA.SDN.2025.14	76	CA.SSNG.10250505	75	CA.VTB.JU.141818	230	CA.WSL.KG.JU.20	59
CA.PAC20.16E	130	CA.SDN.2050	76	CA.SSNG.14201818	75	CA.VTB.JU.181818	230	CA.WSL.KG.X.10	59
CA.PAC20.16K	130	CA.SDN.2050.14	76	CA.SSNG.14351818	75	CA.VTB.JU.241818	231	CA.WSL.KG.X.14	59
CA.PAC20.16P	130	CA.SDNG.1010	77	CA.SSNG.20251418	75	CA.VTB.JU.281818	231	CA.WSS.JU.14.18	96
CA.PAC20.16R	130	CA.SDNG.1025	77	CA.SSNG.20501418	75	CA.VTB.X.141818	230	CA.WSS.L.M5.M5	96
CA.PAC20.16S	130	CA.SDNG.1420	77	CA.STA.45	212	CA.VTB.X.181818	230	CA.WSS.X.14.18	96
CA.PAC20.16S9	130	CA.SDNG.1435	77	CA.STA.56	212	CA.VTB.X.241818	231	CA.WSS.X.18.18	96
CA.PAC20.16S9N	130	CA.SDNG.2025	77	CA.STA.75	212	CA.VTB.X.281818	231	CA.WST.10	55
CA.PAC20.16SN	130	CA.SDNG.2025.14	77	CA.STF.30	208	CA.WIV.JU.40	36	CA.WST.10.L	55
CA.PAC20.16SP	130	CA.SDNG.2050	77	CA.STF.36	208	CA.WIV.JU.40.E	36	CA.WST.10.X	55
CA.PAC20.16SPN	130	CA.SDNG.2050.14	77	CA.STF.45	208	CA.WIV.JU.80.E	36	CA.WST.1010.L	54
CA.PAC20.16W	130	CA.SDR.1010	78	CA.STF.56	208	CA.WIV.X.25.0	36	CA.WST.1014.X	54
CA.PAC20.16WN	130	CA.SDR.1025	78	CA.STF.75	208	CA.WIV.X.25.E	36	CA.WST.14	55
CA.PAT.25X3.2000	39	CA.SDR.1420	78	CA.SV.JU.6	36	CA.WIV.X.25.M	36	CA.WST.14.L	55
CA.PAT.25X5.2000	39	CA.SDR.1435	78	CA.SV.X.5	36	CA.WIV.X.50.25	36	CA.WST.14.X	55
CA.PAT.40X3.2000	39	CA.SDR.2025	78	CA.SVB.JU.40.40	44	CA.WKA.10.10.30	67	CA.WST.1414.X	54
CA.PAT.40X5.2000	39	CA.SDR.2025.14	78	CA.SVB.X.25.25	42	CA.WKA.10.10.60	67	CA.WST.20	55
CA.PKS.1010.15	52	CA.SDR.2050	78	CA.SVB.X.25.50	42	CA.WKA.10.10.90	67	CA.WST.20JU	55
CA.PKS.1414.20	52	CA.SDR.2050.14	78	CA.SVB.X.50.25	43	CA.WKA.14.14.120	67	CA.WST.20.X	55
CA.PKS.2020.26	52	CA.SDRG.1010	79	CA.SVB.X.50.50	43	CA.WKA.14.14.40	67	CA.WST.2014.X	54
CA.PKS.3030.38	52	CA.SDRG.1025	79	CA.SWM0	10	CA.WKA.14.14.80	67	CA.WST.2022JU	54
CA.PKS.L.4040.76	53	CA.SDRG.1420	79	CA.SWM1	10	CA.WKA.20.20.100	67	CA.WST.30JU	55
CA.PKS.L.4040.86	53	CA.SDRG.1435	79	CA.SWM1S*	10	CA.WKA.20.20.150	67	CA.WST.30.X	55
CA.PMA.1406	224	CA.SDRG.2025	79	CA.SWM2	10	CA.WKA.20.20.50	67	CA.X.2510.1000	31
CA.PMA.2010	224	CA.SDRG.2025.14	79	CA.SWM2S*	10	CA.WKA.30.30.140	67	CA.X.2510.1000G	31
CA.PMA.3015	224	CA.SDRG.2050	79	CA.SWM3	10	CA.WKA.30.30.200	67	CA.X.2510.2000	31
CA.RBL.30	156	CA.SDRG.2050.14	79	CA.SWM3S*	10	CA.WKA.30.30.80	67	CA.X.2510.2000G	31
CA.RID.1410	70	CA.SDS.02	253	CA.TIK.14007	170	CA.WLS.14.14JU	98	CA.X.2518.1000	31
CA.RID.2014	70	CA.SDS.04	253	CA.TIK.20007	170	CA.WLS.14.18.X	98	CA.X.2518.1000G	31
CA.RID.3020	70	CA.SDS.06	253	CA.TIK.30007	170	CA.WLS.18.18.X	98	CA.X.2518.2000	31
CA.S120	207	CA.SDS.08	253	CA.UDHE.32102020	195	CA.WLS.M5.M5.X	98	CA.X.2518.2000G	31
CA.S2	207	CA.SGB.14.14.X	97	CA.UDHE.32203020	195	CA.WSD.L.M5.M5	96	CA.X.2525.1000	32
CA.S4	207	CA.SGB.18.18.X	97	CA.UVV.JU.40.S	36	CA.WSD.X.14.18	96	CA.X.2525.1000G	32
CA.S5	207	CA.SGB.5.5.X	97	CA.UVV.X.25.S	36	CA.WSD.X.18.18	96	CA.X.2525.2000	32
CA.S7P	207	CA.SLP.05.SI	238	CA.VBG.JU.40.160	45	CA.WSL.1040.U.L	56	CA.X.2525.2000G	32
CA.SAR.2025	89	CA.SLP.07.SI	238	CA.VBG.JU.40.80	45	CA.WSL.1040.U.X	56	CA.X.5025.1000	32
CA.SAR.2050	89	CA.SMN.142010	72	CA.VBG.X.25.100	45	CA.WSL.1040.VU.X	63	CA.X.5025.1000G	32
CA.SAT.3610	211	CA.SMN.143510	72	CA.VBG.X.25.50	45	CA.WSL.1050.G.X	57	CA.X.5025.2000	32
CA.SAT.4510	211	CA.SMN.202514	72	CA.VBG.X.50.50	45	CA.WSL.1060.VU.X	63	CA.X.5025.2000G	32
CA.SAT.5610	211	CA.SMN.202520	72	CA.VBL.50.50	46	CA.WSL.1080.VU.X	63	CA.ZFN1	217
CA.SAT.5614	211	CA.SMN.205014	72	CA.VBL.50.75	46	CA.WSL.1440.U.L	56	CA.ZFN10	217
CA.SAT.5620	211	CA.SMN.205020	72	CA.VBL.80.120JU	46	CA.WSL.1440.U.X	56	CA.ZFN3	217
CA.SAT.7510	211	CA.SMNG.142010	73	CA.VBL.80.80JU	46	CA.WSL.1440.VU.X	63	CA.ZFN5	217
CA.SAT.7514	211	CA.SMNG.143510	73	CA.VBT.JU.120	46	CA.WSL.1450.U.X	56	CA.ZFNP1	217
CA.SAT.7520	211	CA.SMNG.202514	73	CA.VBT.X.50.75	46	CA.WSL.1450.VU.X	63	CA.ZFNP10	217
CA.SBP.10.G02	238	CA.SMNG.205014	73	CA.VBT.X.75.100	46	CA.WSL.1460.G.X	57	CA.ZFNP3	217
CA.SBP.15.G02	238	CA.SN10	215	CA.VBW.JU.0.90	47	CA.WSL.2060.G.X	57	CA.ZFNP5	217
CA.SBP.20.G03	238	CA.SN20	215	CA.VBW.X.0.90	47	CA.WSL.2060.U.X	56	CA.ZTB.1040	68
CA.SCAG.12P00E	236	CA.SN3	215	CA.VLR.10.30	69	CA.WSL.2060.VU.X	63	CA.ZTB.1060	68

Table of contents

Tabella Contenuti

CODE	P	CODE	P	CODE	P	CODE	P	CODE	P
CA.ZTB.1460	68	KIT.08.03.D30.10	127	KIT.08.30.D53.21	121	KIT.08.36.D15.60	129	OM.XS3F.M84A5M	246
CA.ZTB.1480	68	KIT.08.03.D35.11	127	KIT.08.30.D63.11	121	KIT.08.36.D20	129	OM.XS3F.M84S5M	246
CA.ZTB.20100	68	KIT.08.03.D45.11	127	KIT.08.30.D63.21	121	KIT.08.36.D20.60	129	PAC.20.16P.03.V	175
CA.ZTS.14	168	KIT.08.03.D60.11	127	KIT.08.30.D78.24	121	KIT.08.36.D25	129	PAX.1501252	254
CA.ZTS.20	168	KIT.08.26.D16.4	115	KIT.08.31.D06.14	109	KIT.08.36.D25.60	129	PPS.1406.07.V	225
CA.ZTS.30	168	KIT.08.26.D16.9	115	KIT.08.31.D11.4	109	KIT.08.36.D35.1	129	PPS.2010.07.V	225
FS.DHEB10EDEL/DSL	181	KIT.08.26.D20.4	115	KIT.08.31.D11.9	109	KIT.08.36.D35.2	129	PPS.3015.07.V	225
FS.DHEB10EUEL/USL	181	KIT.08.26.D20.9	115	KIT.08.31.D14.4	109	KIT.08.36.D35.60	129	SWM1.8	11
FS.DHEB12EDEL/DSL	181	KIT.08.26.D25.4	115	KIT.08.31.D14.9	109	KIT.08.36.D52	129	SWM2.8	11
FS.DHEB12EUEL/USL	181	KIT.08.26.D25.9	115	KIT.08.31.D16.4	109	KIT.08.36.D52.60	129	SWM3.8	11
FS.DHEB14EDEL/DSL	181	KIT.08.26.D33.11	115	KIT.08.31.D16.9	109	KIT.08.36.D75	129	VES.N10LAP	205
FS.DHEB14EUEL/USL	181	KIT.08.26.D33.21	115	KIT.08.31.D20.4	109	KIT.08.36.D75.60	129	VES.N10LPF	205
FS.DHEB18EDEL/USL	181	KIT.08.26.D43.11	115	KIT.08.31.D20.9	109	KIT.08.39.L12.40	113	VES.N20AJ	205
FS.DHEB18EUEL/USL	181	KIT.08.26.D43.21	115	KIT.08.31.D22.4	109	KIT.08.39.L15.28	113	VES.N20AJL	205
FS.DHEB22EDEL/DSL	181	KIT.08.26.D53.11	115	KIT.08.31.D22.9	109	KIT.08.39.L18.28	113	VES.N20AP	205
FS.DHEB22EUEL/USL	181	KIT.08.26.D53.21	115	KIT.08.31.D25.4	109	KIT.08.39.L24.27	113	VES.N20PF	205
FS.DHEB27EDEL/DSL	181	KIT.08.26.D63.11	115	KIT.08.31.D25.9	109	KIT.08.39.L30.27	113	VES.N30AJ	205
FS.DHEB27EUEL/USL	181	KIT.08.26.D63.21	115	KIT.08.31.D33.11	109	KIT.08.39.L45.41	113	VES.N30AJL	205
FS.DHEB33EDEL/DSL	181	KIT.08.26.D78.24	115	KIT.08.31.D33.21	109	KIT.08.39.L60.41	113	VES.N30AP	205
FS.DHEB33EUEL/USL	181	KIT.08.28.D05	119	KIT.08.31.D43.11	109	KIT.08.39.L75.41	113	VES.N30PF	205
FS.DHEB41EDEL/DSL	181	KIT.08.28.D06	119	KIT.08.31.D43.21	109	KIT.08.40.L12.40	117	VES.N5AP	205
FS.DHEB41EUEL/USL	181	KIT.08.28.D08	119	KIT.08.31.D53.11	109	KIT.08.40.L15.28	117		
FS.DHEB51EDEL/DSL	181	KIT.08.28.D10	119	KIT.08.31.D53.21	109	KIT.08.40.L18.28	117		
FS.DHEB51EUEL/DSL	181	KIT.08.28.D15	119	KIT.08.31.D63.21	109	KIT.08.40.L24.27	117		
FS.DHEB63EDEL/DSL	181	KIT.08.28.D20	119	KIT.08.31.D78.24	109	KIT.08.40.L30.27	117		
FS.DHEB63EUEL/USL	181	KIT.08.28.D25	119	KIT.08.32.D09.26	111	KIT.08.40.L45.41	117		
FS.DHEB8EDEL/DSL	181	KIT.08.28.D30	119	KIT.08.32.D12.4	111	KIT.08.40.L60.41	117		
FS.DHEB8EUEL/USL	181	KIT.08.28.D35	119	KIT.08.32.D12.9	111	KIT.08.40.L75.41	117		
GRF14.95.0708	169	KIT.08.28.D40	119	KIT.08.32.D14.4	111	KIT.MA01	255		
GRF14.95.08.V	169	KIT.08.28.D50	119	KIT.08.32.D14.9	111	KT38N3M	249		
GRF14.95.08.V	175	KIT.08.28.D60	119	KIT.08.32.D20.4	111	KT38NM8	249		
GRF14.VSX	170	KIT.08.28.D80	119	KIT.08.32.D20.9	111	KT38P3M	249		
GRF20.95.0708	169	KIT.08.29.D05	107	KIT.08.32.D25.4	111	KT38PM8	249		
GRF20.95.08.V	169	KIT.08.29.D06	107	KIT.08.32.D25.9	111	KT58N3M	248		
GRF20.95.08.V	175	KIT.08.29.D08	107	KIT.08.32.D32.11	111	KT58NM8	248		
GRF20.VSX	170	KIT.08.29.D10	107	KIT.08.32.D32.21	111	KT58P3M	248		
GRF30.95.0708	169	KIT.08.29.D15	107	KIT.08.32.D42.11	111	KT58PM8	248		
GRF30.95.0708.40	169	KIT.08.29.D20	107	KIT.08.32.D42.21	111	KT58REQD	248		
GRF30.95.08.V	169	KIT.08.29.D25	107	KIT.08.32.D52.21	111	M.28X58.24N	13		
GRF30.VSX	170	KIT.08.29.D30	107	KIT.08.32.D62.21	111	M.33X120.35N	13		
GRZ.20.SC.NPN	250	KIT.08.29.D35	107	KIT.08.33.D12.4	123	MMD.ILSAN3AVF80	249		
GRZ.20.SC.PNP	250	KIT.08.29.D40	107	KIT.08.33.D12.9	123	MMD.ILSAN3AVF80	251		
KIT.08.01.D11.4	125	KIT.08.29.D50	107	KIT.08.33.D14.4	123	MMD.ILSAP3AVF80	49		
KIT.08.01.D11.9	125	KIT.08.29.D60	107	KIT.08.33.D14.9	123	MMD.ILSAP3AVF80	251		
KIT.08.01.D16.4	125	KIT.08.29.D80	107	KIT.08.33.D20.4	123	MMD.UK6AHN0EUL	251		
KIT.08.01.D16.9	125	KIT.08.30.D06.14	121	KIT.08.33.D20.9	123	MMD.UK6AHP0EUL	251		
KIT.08.01.D20.1	125	KIT.08.30.D11.4	121	KIT.08.33.D25.4	123	OM.E39-R1S	245		
KIT.08.01.D30.2	125	KIT.08.30.D11.9	121	KIT.08.33.D25.9	123	OM.E3Z-D66.OMS	243		
KIT.08.01.D40.2	125	KIT.08.30.D14.4	121	KIT.08.33.D32.11	123	OM.E3Z-D86.OMS	243		
KIT.08.01.D50.3	125	KIT.08.30.D14.9	121	KIT.08.33.D32.21	123	OM.E3Z-LL66.OMS	243		
KIT.08.03.D06.5	127	KIT.08.30.D16.4	121	KIT.08.33.D42.11	123	OM.E3Z-LL86.OMS	243		
KIT.08.03.D08.6	127	KIT.08.30.D16.9	121	KIT.08.33.D42.21	123	OM.E3Z-LS66.OMS	244		
KIT.08.03.D10.4	127	KIT.08.30.D20.4	121	KIT.08.33.D5.25	123	OM.E3Z-LS86.OMS	244		
KIT.08.03.D10.9	127	KIT.08.30.D20.9	121	KIT.08.33.D52.11	123	OM.E3Z-LT66.OMS	244		
KIT.08.03.D12.4	127	KIT.08.30.D25.4	121	KIT.08.33.D52.21	123	OM.E3Z-LT86.OMS	244		
KIT.08.03.D12.9	127	KIT.08.30.D25.9	121	KIT.08.33.D60.21	123	OM.E3Z-R66.OMS	245		
KIT.08.03.D15.4	127	KIT.08.30.D33.11	121	KIT.08.33.D7.26	123	OM.E3Z-R86.OMS	245		
KIT.08.03.D15.9	127	KIT.08.30.D33.21	121	KIT.08.33.D9.26	123	OM.XS2F.M124A5M	247		
KIT.08.03.D20.4	127	KIT.08.30.D43.11	121	KIT.08.36.D10	129	OM.XS2F.M124S5M	247		
KIT.08.03.D20.9	127	KIT.08.30.D43.21	121	KIT.08.36.D10.60	129	OM.XS3F.M83A5M	246		
KIT.08.03.D25.10	127	KIT.08.30.D53.11	121	KIT.08.36.D15	129	OM.XS3F.M83S5M	246		
						VES.N30AP	195		



FP SERVICES
AUTOMATION

Via Morandi, 172 - 40060 Toscanella di Dozza (BO) Italy
Tel. +39 0542 674298 - Fax: +39 0542 899926
e-mail: info@fpservices.it - www.fpservices.it

